

ORTHO® Lawn Insect Spray

[ICON] OUTDOOR USE ONLY

[ABN: Dursban® Lawn Insect Spray]

[ABN: FLEA-B-GON® Outdoor Flea & Tick Killer]

[ABN: Dursban® Ready-Spray® Outdoor Flea & Tick Killer]

Treats up to 10,666 Sq. Ft. of Lawn for Fleas and Ticks. [1/2 Gal. Size]

Treats up to 8,000 Sq. Ft. of Lawn for Other Lawn Pests. [1/2 Gal. Size]

Treats up to 5,333 Sq. Ft. of Lawn for Fleas and Ticks. [32 Fl. Oz. Size]

Treats up to 4,000 Sq. ft. of Lawn for Other Lawn Pests. [32 Fl. Oz. Size]

Treats up to 2,666 Sq. Ft. [16 oz. size]

[For 40 oz size only] BONUS 25% MORE 40 FL OZ AT REGULAR 32 FL OZ

PRICE Treats up to 1,000 extra sq ft - Treats up to 5,000 sq ft [40 fl oz size]

NEW / NOW Measuring Cap & Pour Spout

Improved Package

New / Now with Measuring Cap

Easy Pour Spout

Fast & Easy Measuring Cap

Controls Home Invading Pests: Ants, Fleas, Crickets, Earwigs, Sowbugs, (Pillbugs), Millipedes.

Kills Fleas and Ticks Outdoors in Lawns and Around Buildings.

FOR GRASS & DICHONDRA LAWNS. Controls: Armyworms, European Crane Fly (Larvae), Sod Webworms (Lawn Moth Larvae), Chinch Bugs, Dichondra Fleas Beetle, Fiery Skipper Larvae, Cutworms, Crickets, Earwigs, Chiggers, Grasshoppers, Fleas, Ticks and Certain Other Insects.

Controls: Imported Fire Ants

CONTAINS DURSBAN® Insect Killer

[READY-SPRAY™ APPLICATOR ONLY] Ready-to-use concentrate mixes automatically with water through the attached hose-end sprayer.

Ready-To-Use hose-end sprayer

Active Ingredient

Chlorpyrifos [0,0-diethyl O-(3,5,6-trichloro-2-pyridyl) phosphorothiate].....

5.3%

*Inert Ingredients94.7%

*Contains Petroleum Distillate

KEEP OUT OF REACH OF CHILDREN

CAUTION

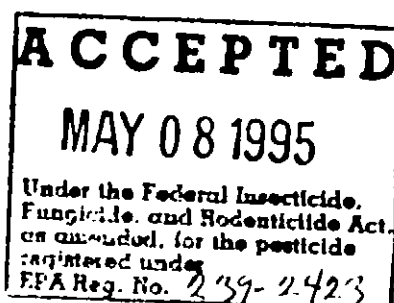
See back panel booklet for additional precautionary statements.

NET CONTENTS 1/2 GAL.

NET CONTENTS 32 FL OZ (1 QT) 946mL

NET CONTENTS 40 FL OZ (1 QT 8 OZ) 1.18L

NET CONTENTS 16 FL OZ (1 PT) 473 mL



2 7 9

CONTROLS LAWN PESTS: Armyworms, Crickets, Cutworms, Fleas, Grasshoppers, Imported Fire Ants, Lawn Moth Larvae, Ticks, and other insects as listed inside.
CONTROLS HOME INVADING PESTS: Ants, Fleas, Ticks, Earwigs, Crickets, Sowbugs (Pillbugs), Millipedes.

Kills Fleas and Ticks Outdoors in Lawns and Around Buildings.

(For formula packed without ready-spray sprayer head)
Improved package with pour spout and measuring cap for fast, easy accurate measuring.

Peel open for use directions and further information

CAUTION: Harmful if swallowed or absorbed through the skin. Avoid contact with eyes, skin and clothing. SEE ADDITIONAL PRECAUTIONARY STATEMENTS AND DIRECTIONS INSIDE BOOKLET.

PULL HERE TO OPEN LABEL PRESS TO RESEAL.

• Medical Information Call 1-800-454-2333
Product Information Call 1-800-225-2883

Solaris™

ORTHO®, DIAL 'n SPRAY®, FLEA-B-GON®, Ready-Spray®, Solaris™ Trademarks of Monsanto Company
DURSBAN® Trademark of DowElanco

©Monsanto Company 1994

Manufactured for
The SOLARIS Group of
Monsanto Company
P.O. Box 5008
San Ramon CA 94583-0808
Form RS819-A Product 5284
EPA Reg. No. 239-2423
EPA Est. 239-1A-3', 58996-MO-1^A
Superscript is first letter of lot number
Made in USA

UPC

3 7 9

DIRECTIONS FOR USE

It is a violation of Federal law to use this product in a manner inconsistent with its labeling.

READ ENTIRE LABEL. USE STRICTLY IN ACCORDANCE WITH LABEL PRECAUTIONARY STATEMENTS AND DIRECTIONS.

MEASURING CAP:

To open: squeeze cap sides while unscrewing. Fill cap to appropriate level for fast, easy, accurate measuring. Refer to label below for measuring instructions. Close cap tightly after use - no need to rinse.

Level 1 = 1 teaspoon (tsp)

Level 2 = 1 Tablespoon (Tbs) = 3 tsp = 1/2 oz

Level 3 = 1 fl oz (2 Tbs)

Level 4 = 2 fl oz (4 Tbs)

tsp = teaspoon

Tbs = Tablespoon

2 Tbs = 1 fl oz

For best results the lawn should be moist at time of application and care should be taken to obtain complete and uniform coverage of pest infested areas. Spray when pests first appear. Re-treat when needed. For use in **ORTHO DIAL 'n SPRAY®** Hose-End Sprayer. Pour product (undiluted) into sprayer jar. Do **NOT** add water. Set dial to proper rate per 1 gallon of spray (see chart). Any unused (undiluted) product can be returned to original container for future use. Use at once.

[READY-SPRAY APPLICATOR ONLY]

For best results, lightly sprinkle the lawn with water before applying product. Be sure to spray infested areas evenly. Incomplete coverage can reduce control. Spray when pests first appear. Re-treat when needed. **NOTE:** Do not use on vegetable or food crops. Do not use on azaleas, camellias, poinsettias, rose bushes or variegated ivy because of possible injury to these plants.

[READY-SPRAY APPLICATOR ONLY]


HOW TO USE

Connect spray nozzle to garden hose. Turn water control "ON/OFF" valve on top of spray nozzle to "OFF". Turn on water at faucet. Extend hose to farthest area to be treated.

Using a coin or key, rotate the small product control valve located near front of nozzle forward to "OPEN".

To **BEGIN**: point nozzle towards lawn and turn water control valve to "ON". Walk at a steady pace while spraying, using an even sweeping motion, lightly overlapping treated areas. Work back towards faucet so that you do not walk over treated areas. When bottle is half-empty, you should have covered an area of 5,333 sq. ft. (53.3' x 100') [1/2 gal size only.] [For qt. size, coverage is 2,667 sq ft (26.6' x 100')]. To **STOP**: turn water control valve OFF. Rotate product control valve back to "CLOSED". Turn off water at faucet. To relieve pressure, turn water control valve to "ON" before removing nozzle from hose, being careful to point nozzle away from you.

	Amount To Use	Comments
LAWN PESTS		
Armyworm** Lawn Moth Larvae (Sod Webworms) Dichondra Flea Beetle** Chinch Bugs Cutworms** European Crane Fly (Larvae) Fiery Skipper Larvae (California and Hawaii only) Tropical Grass Webworms (Hawaii only) Grasshoppers Crickets Chiggers Clover Mites Earwigs Fleas Ticks **Including Dichondra Lawns	<p>1 ½ tsp in 1 gal water covers 31 sq ft. Fill cap to level 1 one and one-half times (1-1/2 tsp). Add to 1 gal of water. Spray evenly over 31 sq ft.</p> <p>1 Tbs in 2 gal covers 62 sq ft. Fill cap to level 2 (1 Tbs). Add to 1 gal of water. Spray evenly over 62 sq ft.</p> <p>ORTHO Lawn Sprayer 1/2 cup (4 fl oz) in 15 gals. water to treat 500 sq ft. Fill cap to level 4 two times (4 oz). Pour into sprayer jar. Add water to the 15 gal mark. Spray evenly over 500 sq ft.</p> <p>DIAL 'n SPRAY 1 cup covers 1,000 sq ft. Pour product into sprayer jar. Do not add water. Set dial to 1 ½ tsp. Fill cap to level 4 for every 250 sq ft of lawn area. (2 fl oz). Pour into sprayer jar. Do not add water. Set dial to 1 1/2 tsp. Mow and water 1 to 2 days before treatment.</p>	<p>Mow and water 1 to 2 days before treatment. Spray when pests first appear. Treat <u>entire</u> lawn. Withhold watering for 2 to 3 days following treatment. Repeat treatments may be necessary at 4 to 6 week intervals.</p> <p>For European Crane Fly control, consult your Agricultural Extension Service for proper timing.</p>



WHITE GRUBS IN LAWN

Amount To Use

Comments

Certain White
Grubs: (Larvae of
European Chafer and
Japanese Beetle)

Fill cap to level 3 (1 fl
oz). Add to 1 gal
water. Spray evenly
over 31 sq ft. 2 Tbs in
1 gal water covers 31
sq ft.

Ortho Lawn Sprayer

2 cups (16 fl oz) in 15
gal water to treat 500
sq ft.


DIAL 'n SPRAY

Fill cap to level 4 four
times for every 250 sq
ft of lawn area (8 fl
oz).

[2 cups (16 fl oz)
covers 500 sq ft.]

Pour product into
sprayer jar. Do not add
water. Set dial to 2
Tbs.

Treat entire lawn. Do not
attempt to control lawn pests
by spot spraying. Water lawn
thoroughly following application
to wash the insecticide into the
soil. For best results treat when
grubs are young and actively
feeding near the soil surface,
usually during late July and
August. Consult your local
Agricultural Extension Service
specialists for proper time to
treat in your area.



	Amount to Use	Comments
HOME INVADING PESTS (OUTSIDE DWELLINGS)		
Ants, Ticks Earwigs Crickets Sowbugs (Pillbugs) Millipedes Fleas	<p>1 ½ tsp in 1 gal water covers 31 sq ft. Fill cap to level 1 one and one-half times (1 1/2 tsp). Add to 1 gal water. Spray evenly over 31 sq ft.</p> <p>1 Tbs in 2 gal covers 62 sq ft. Fill cap to level 2 (1 Tbs). Add to 2 gal water. Spray evenly over 62 sq ft.</p>	<p>Treat a band of soil 6 feet wide around the building, also the foundation to a height of 3 feet when pests are active. Spray directly on ants, ant trails and places where ants enter premises. Thoroughly treat garbage can storage areas, outdoor pet resting areas, around doghouses. Do not treat pets with this product.</p>
	<p>ORTHO Lawn Sprayer 1/2 cup (4 fl oz) in 15 gals. water to treat 500 sq ft.</p> <p>DIAL 'n SPRAY 1 cup covers 1,000 sq ft. Pour product into sprayer jar. Do not add water. Set dial to 1 ½ tsp. Fill cap to level 4 for every 250 sq ft of lawn area (2 fl oz). Pour into sprayer jar. Do not add water. Set dial to 1-1/2 tsp.</p>	
IMPORTED FIRE ANT MOUNDS		
Imported Fire Ant	<p>5 Tbs (2 ½ fl oz) in 1 gal water. Fill cap to level 4 PLUS one cap to level 2 (2-1/2 fl oz). Add to 1 gallon of water.</p>	<p>Using a sprinkling can, apply 1 gal to each mound and treat a 4 foot diameter circle around the mound. Apply in cool weather or in early morning or late afternoon. Treat new mounds as they appear.</p>

7 9

HOME INVADING PESTS: ANTS, MILLIPEDES, FLEAS, TICKS, EARWIGS, CRICKETS, SOWBUGS (PILLBUGS)

Building Perimeter Treatment(Outdoors): To help prevent infestations of buildings, mix 1/2 cup (4 fl. oz.) concentrate per 15 gals. water using a hose-end sprayer such as an ORTHO Lawn Sprayer to treat 500 sq ft. Apply as a band treatment 6 to 10 ft. wide around and adjacent to the building (see chart below). Also treat the building foundation to a height of 2 to 3 ft. when pests are active and may find entrance. Spray directly on ants, ant trails and places where ants enter premises. Thoroughly treat garbage can storage areas, outdoor pet resting areas, around doghouses and pet "bathroom" areas.

[READY- SPRAY™ APPLICATOR ONLY]

HOME INVADING PESTS (BUILDING PERIMETER TREATMENT-OUTDOORS): ANTS, MILLIPEDES, FLEAS, TICKS, EARWIGS, CRICKETS, SOWBUGS (PILLBUGS)

To help prevent infestation of buildings treat a band of soil 6 to 10 feet wide around the building. Also spray the foundation to a height of 2 to 3 ft when pests are active. Apply 4 fl oz to 500 sq ft.

If used in tank-type sprayer, mix 1 Tbs (1/2 fl oz) in 2 gal water to treat a 60 sq ft area or a band 6 ft wide and 10 ft long. To use in a tank sprayer, fill cap to level 2 (1 Tbs). Add to two gallon of water. [Or: fill cap to level 1 one and one half times (1-1/2 tsp). Add to one gal of water.] One gallon makes enough spray to treat a band 3 ft wide and 10 ft long.

NOTE: DO NOT USE INDOORS

FLEA AND TICK CONTROL- (OUTDOORS)

Fleas and ticks frequently become established in lawns and pet resting areas surrounding the home. To control these pests, follow a regular spray program. Spray once a month beginning when pests appear in late spring and continuing until late summer . Spray lawn and shady spots under ornamentals, shrubs, and trees where pets frequent or rest but avoid soaking flowering plants. Temperatures below 50° F reduce the severity of these pests. Eliminating weeds around the home and mowing lawns reduces hiding places.

LAWN TREATMENT -To kill fleas and ticks in lawns, use this product in a hose-end sprayer such as an ORTHO Lawn Sprayer. Divide the lawn into 500 sq ft areas (20' x 25'). Place 3 fl oz of the concentrate in the sprayer jar and fill with water to the 15 gal mark. To use the measuring cap, fill cap to level 3 three times (or fill cap to level 4 PLUS one cap to level 3). Mix well. Attach the sprayer to the jar and use all the spray to evenly cover a 500 sq ft area. For best results, mow and water lawn a day or two before spraying, and then withhold watering lawn for 2 days after treatment. Spray lawn, using a slow, even sweeping motion - be sure to cover entire lawn surface. Do not attempt to control these pests in lawns by spot treating. Also spray shady spots under ornamentals, shrubs and trees where pets "frequent" or rest, but avoid soaking young or flowering plants.

[READY- SPRAY™ APPLICATOR ONLY]

TO KILL FLEAS AND TICKS IN LAWNS: Apply 3 fl oz of READY-SPRAY concentrate for each 500 sq ft area. For best results, mow and water a day or two before spraying. Spray using a slow, even sweeping motion; be sure to cover entire lawn surface. Do not attempt to control these pests in lawns by spot treating. Immediately after treatment, sprinkle lawn lightly for a few minutes to move insecticide down into grass. Do not water again for 2 days. Also spray spots under ornamentals, shrubs and trees where pets rest, but do not soak young or flowering plants. Wash off plant foliage with water after treatment.

NOTE: Do not spray animals with this product. Dogs, cats, their kennel or bedding area should be treated with a registered product such as ORTHO Pet, Flea & Tick Spray. If fleas or ticks are indoors, use a product such as FLEA-B-GON® Flea & Tick Killer or ORTHO Home Pest Insect Control. It is very important that all three sites - outdoors, indoors and also the pet be treated with appropriate labeled products to achieve control. If any one of these areas is missed, it can serve as a source of reinfestation to the entire premises.

STORAGE AND DISPOSAL

STORAGE: Keep pesticide in original container. Do not put concentrate or dilute into food or drink containers. Avoid contamination of feed and foodstuffs. Store in a cool, dry place, preferably in a locked storage area. Do not store diluted spray.

DISPOSAL: PRODUCT- Partially filled bottle may be disposed of by securely wrapping original container in several layers of newspaper and discard in trash.

CONTAINER- Do not reuse empty bottle. Rinse thoroughly before discarding in trash. *[For Ready-Spray configuration which has sprayer head attached, and thus cannot be rinsed]* - Wrap bottle and put in trash.

PRECAUTIONARY STATEMENTS

HAZARDS TO HUMANS & DOMESTIC ANIMALS

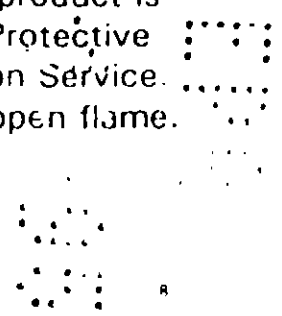
CAUTION: Harmful if swallowed or absorbed through the skin. Avoid contact with eyes, skin and clothing. Wash thoroughly after handling. **[CHILD / PET ICON]** Keep children and pets off treated areas until spray has dried.

FIRST AID: **IF SWALLOWED** give a large amount of water to drink and make person vomit. Call a doctor immediately. **IF ON SKIN** wash skin with soap and water. **IF IN EYES** wash eyes with plenty of water. If irritation continues, see a doctor. **Note to Physicians:** Emergency Information-call 1-800-454-2333.

Chlorpyrifos is a cholinesterase inhibitor. Atropine is antidotal. 2-PAM is also antidotal and may be used in conjunction with atropine but should not be used alone.

ENVIRONMENTAL HAZARDS: This product is toxic to fish, birds, and other wildlife. Keep out of any body of water. Do not apply where runoff is likely to occur. Do not apply when weather conditions favor drift from areas treated. Do not contaminate water when disposing of equipment washwaters. This product is highly toxic to bees exposed to direct treatment or residues on plants. Protective information may be obtained from your Cooperative Agricultural Extension Service.

PHYSICAL OR CHEMICAL HAZARDS: Do not use or store near heat or open flame. Handle concentrate in a ventilated area.



9 4 9
NOTICE: Buyer assumes all responsibility for safety and use not in accordance with directions.

✦ Medical Information Call 1-800-454-2333
Product Information Call 1-800-225-2883

ORTHO®, FLEA-B-GON®, DIAL 'n SPRAY® Ready-Spray®, Solaris™, Trademarks of Monsanto Company
DURSBAN® Trademark of DowElanco

©Monsanto Company 1994

Manufactured for
The SOLARIS Group of
Monsanto Company
P.O. Box 5008
San Ramon CA 94583-0808
Form RS819-A
Product 5284
EPA Reg. No. 239-2423
EPA Est. 239-1A-3¹, 58996-MO-1^A
Superscript is first letter of lot number
Made in USA