

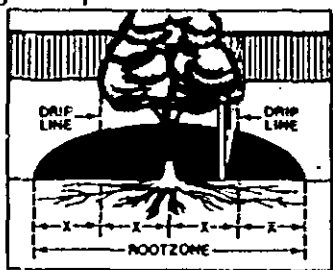
TRIOX Vegetation Killer
EPA Reg. No. 239-2381

101, 2
1M 25
239-2381

ACCEPTED
JUL - 8 1987
Under the Federal Insecticide,
Fungicide, and Rodenticide Act,
as amended, for the pesticide
registered under
EPA Reg. No. 239-2381


CONFIDENTIAL
PROPERTY OF
CHEVRON CHEMICAL COMPANY
UNTIL ACCEPTED BY EPA

Copy A: Do not apply closer than twice the distance from the trunk to the dripline. Do not apply next to a fence if desirable plants are growing on the other side or if future plantings are planned.



Note: Do not apply to shaded areas in red as roots of desirable plants may be present.

Copy B: Do not apply on slopes as herbicide may move downhill with run-off water.



Note: Do not apply to shaded areas in red as run-off or leaching (movement through soil) can damage nearby plantings down the slope.



ORTHO



ORTHO



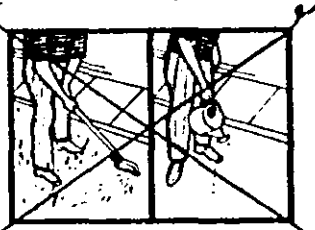
ORTHO

TRIOX[®]
Vegetation
Killer


TRIOX[®]
Vegetation
Killer

TRIOX[®]
Vegetation
Killer

HOW TO APPLY:
1 Qt. of TRIOX
Vegetation Killer in 1 Gal. 1 Pt.
of water covers 75 Sq. Ft.



CONTAINS: Prometon



KILLS WEEDS
Prevents
Plant
Growth
For Up To
One Year

USE ON:
Patios
Driveways
Brick Walks
Tennis Courts
Parking Areas
Use Where No Plant Growth
Is Desired
Do Not Use on Lawns or
Flower and Vegetable
Gardens

Use on Driveways, Brick Walks, Paths, Patios, Parking
Areas, along Fences, Curbs and Gutters around Buildings
and under Gravelled Pathways, where no plant
growth is desired.

Active ingredient
*Prometon 1.86%
Inert ingredients 98.14%
*2 methoxy-3,6-bis(4-chlorophenyl)pyridine
PRAMETOLOL Reg. TM of CIBA-GEIGY Corp for
Prometon Herbicide

By Wt.
1.86%
98.14%

Keep out of reach of children

WARNING

See back panel for additional precautionary statements.

NET CONTENTS 1 QT.



A

**Chevron Chemical
Company** © 1984

Ortho Consumer Products Division
San Francisco, CA 94120-7144
Product 5311 Made in USA
Form 9128 J EPA Reg. No. 233-2381 AA
EPA Est. 233-MD-1

71549-04302

111 25 239

7/11/88
7-8-87

BEST AVAILABLE COPY



**TRIOX[®]
Vegetation
Killer**

**TRIOX[®]
Vegetation
Killer**

**TRIOX[®]
Vegetation
Killer**

USE ON
Patios
Driveways
Brick Walks
Tennis Courts
Parking Areas
Use Where No Plant Growth
Is Desired
Do Not Use on Lawns or
Flower and Vegetable
Gardens

HOW TO APPLY
1 Qt. of TRIOX
Vegetation Killer in 1 Gal. 1 Pt.
of water covers 75 Sq. Ft.



71549 04302

CONTAINS: Prometon



**KILLS WEEDS
Prevents
Plant
Growth
For Up To
One Year**


Use on Driveways, Brick Walks, Patios, Pools, Parking
Areas, along Fences, Curbs and Gutters, around Buildings
and under Gravelled Pathways, where no plant
growth is desired.

Active ingredient
19 Prometon
Inert ingredients
17 Methoxy 2,6-Dimethylphenol
PRAMETHIO Aug 78 E FRLA 12 01 09 71
P registration

Keep out of reach of children
WARNING
See back panel for additional precautionary statements


NET CONTENTS 1 QT.

Do not apply closer than 10 feet to the edge of
the tank to the first row. Do not apply
next to a fence if desirable plants are growing
on the other side or if future plantings are
planned.



Note: Do not apply to areas shaded in red
if any of desirable plants may be present.

Do not apply to areas of concrete that have
formed with a wet surface.



Note: Do not apply to areas shaded in red
if any of desirable plants may be present.

TRIOX[®] Vegetation Killer

PRECAUTIONARY STATEMENTS
HAZARDS TO HUMANS & DOMESTIC ANIMALS
WARNING: Causes eye irritation. Do not get in eyes. Avoid contact with skin or clothing.
If swallowed, inhaled or absorbed through the skin, keep children and animals away from
treated areas until these areas are dry. Do not consume food or feed. **STATEMENT OF PHYSICIAN:**
TREATMENT: In case of eye contact, wash with water for at least 15 minutes and get medical
attention. In case of skin contact, wash with plenty of soap and water. Get medical attention if eye
or skin irritation persists. If ingested, do not induce vomiting. Drink milk, egg whites or gelatin if
not available. Drink plenty of water. If inhaled, remove victim to fresh air. Refer to Physicians
Emergency Information: call 800 233 3737. There is no specific antidote if ingested. Do not induce
emesis and take care to avoid aspiration of stomach contents during gastric lavage. Give a saline
enema and supportive therapy. **ENVIRONMENTAL HAZARDS:** This product is toxic to fish. Keep
out of any body of water. Do not contaminate water used for irrigation or domestic purposes. Do
not contaminate water by cleaning of equipment or disposal of wastes. **PHYSICAL OR CHEMICAL
HAZARDS:** Do not use or store near heat or open flame.

DIRECTIONS FOR USE
It is a violation of Federal law to use this product in a manner inconsistent with its labeling.
**READ ENTIRE LABEL. USE STRICTLY IN ACCORDANCE WITH LABEL PRECAUTIONARY STATEMENTS
AND DIRECTIONS.**
DO NOT USE ON LAWNS OR FLOWER AND VEGETABLE GARDENS.
TRIOX Vegetation Killer is a semi-solid emulsion designed to kill existing vegetation and prevent plant
growth for up to a year after treatment. It should be applied only to those areas where no plant
growth is desired such as driveways, brick walks, gravel pathways, patios, parking areas, along
fences, curbs and gutters and cracks in sidewalks. Avoid runoff down the front system of desirable
plants. See **IMPORTANT** note below for additional use caution.
DIRECTIONS state how often for each use.

SOLUTION TABLE

Amount TRIOX Vegetation Killer to Use	Water to Add	Area to Cover
1 Qt.	1 Gal. 1 Pt.	75 Sq. Ft.
1 Qt.	2 1/2 Gals.	150 Sq. Ft.
1 Gal.	6 1/2 Gals.	300 Sq. Ft.
1 1/2 Gals.	10 Gals.	375 Sq. Ft.

WHEN TO APPLY: For best results, apply to bare ground or when growth is just starting in the spring. If
weeds are taller than 4 to 6 inches, they should be cut down and removed before application. A
second application of TRIOX Vegetation Killer may be needed to control deep-rooted perennial
weeds such as Wild Mustard, Barnyardgrass and Johnsongrass. In areas of heavy runoff, it
may be necessary to repeat applications every 6 to 8 months for optimal control.

HOW TO APPLY: Apply with a spraying can if the soil is dry, before rain. Refer to
the Solution Table for the recommended rates and use of water to treat. Cover the area to be treated
thoroughly.
For best results, apply TRIOX Vegetation Killer to cracks and crevices into surface weeds. Top of
weeds after application under the treated areas usually, but not at the point of runoff. This
will aid in killing and preventing weeds through root absorption.
To prevent growth of weeds under asphalt driveways, tennis courts, playgrounds and parking lots,
apply TRIOX Vegetation Killer to driveway cracks to sidewalks or driveway and before surface cracks
are finished.

IMPORTANT: To avoid damage to desirable plants, apply when the soil is dry. Do not
apply near the root system of trees and shrubs. Stay beyond the drip line of desirable ornamentals.
Do not flood the ground after applying TRIOX Vegetation Killer. Care should be taken to avoid
all areas where desirable trees, shrubs or plants may be injured as a result of leaching of the
chemical through the soil.
Do not apply to slopes or runoff or leaching may occur in heavy clay soils. Weeds activity may
increase one year. Do not apply to areas where plantings are planned.

STORAGE AND DISPOSAL:
STORAGE: Keep product in original container. Do not put concentrate in food or drink
containers. Avoid contamination of food and feedstuffs. Store in a cool, dry place, preferably in a
sealed storage area. Do not reuse diluted spray.
DISPOSAL: For only diluted can may be disposed of by placing remaining original
container in several layers of newspaper and placed in trash. **CAUTION:** Do not feed others
or allow thorough before disposing of trash.

NOTICE: Buyer assumes all responsibility for safety and use not in accordance with directions.

Chevron Chemical Company c/o
Ortho Consumer Products Division
San Francisco, CA 94120-7000
Form 9750 E - Product 68871 - Made in U.S.A.
876 Reg. No. 233-2311-A4
PA (4) 233-100-1

71549 04302