



UNITED STATES ENVIRONMENTAL PROTECTION AGENCY
WASHINGTON, D.C. 20460

5516961

301/18

3515974

350/38

APR 09 1997

OFFICE OF
PREVENTION, PESTICIDES AND
TOXIC SUBSTANCES

Mr. Francis X. Kamienski
Registration Specialist
The Solaris Group, A Division of the
Agricultural Group of Monsanto Company
P.O. Box 5006
San Roman, CA 94583

Dear Mr. Kamienski:

Subject: Ortho Malathion Insect Spray
EPA Reg. No. 239-739
Your Letter of January 2, 1997 Submitted in Support
of Labeling Submitted January 22, 1996
Your Child Resistant Packaging Certification

The labeling referred to above, submitted in connection with registration under the Federal Insecticide, Fungicide and Rodenticide Act, as amended, is acceptable, provided that you:

Submit one copy of your final printed labeling incorporating the following correction before you release the product for shipment.

Under the heading, "Directions: For Outdoor Home Use Only", correct the sentence, "Can be used from 1 to 14 of harvest" to read as follows, " Can be used from 1 to 14 days of harvest"
- - - "

If this condition is not complied with, the registration will be subject to cancellation in accordance with FIFRA sec. 6(e). Your release for shipment of the product bearing the amended label constitutes acceptance of this condition.

A stamped copy of the labeling is enclosed for your records.


It is noted that the subject label includes the homeowner use exclusionary label language proposed in your labeling submitted January 3, 1996. Therefore, our acceptance of the subject label is also considered to be our response to your application of January 3, 1996.

Please note, that, in accordance with current policy, the Agency does not customarily generate a stamped, accepted label in cases where the label submittal was in accordance with an Agency request for the corrected finished label.

2 7 10

This letter also acknowledges your child resistant packaging certification statement submitted with your letter of March 15, 1996. This statement has been inserted in our files for the subject product.

Sincerely,



William W. Jacobs, Ph. D.
Acting, Product Manager Team 14
Insecticide-Rodenticide Branch
Registration Division (7505C)

3 9 10

ORTHO® MALATHION 50 Insect Spray

BONUS

25% MORE

40 FL OZ AT REGULAR 32 FL OZ PRICE

Makes up to an extra 24 gal of spray

{lcon} OUTDOOR USE ONLY

[ABN] ORTHO® MALATHION 50 PLUS® Insect Spray

Makes Up To 96 Gallons Diluted Spray [Quart Size]

Contains Wetting Agent for Added Value

Kills Insects-Aphids, Whitefly, Mealybugs, Mosquitoes, Red Spider Mite and Scales

On: Ornamentals, Fruits, Citrus, Vegetables

Superior Formula Plus ORTHOX® Wetting Agent

NEW / NOW Measuring Cap & Pour Spout

Improved Package

New / Now with Measuring Cap

Easy Pour Spout

Fast & Easy Measuring Cap

Active Ingredient

Malathion: O,O-dimethyl phosphorodithioate of diethyl mercaptosuccinate..... 50%

*Inert Ingredients.....50%

*Contains Petroleum Distillate

KEEP OUT OF REACH OF CHILDREN

WARNING


See back panel booklet for additional precautionary statements.

NET CONTENTS 1QT / 946 ml

1PT / 473 ml

40 FL OZ (1 QT 8 FL OZ) 1.18 L

ACCEPTED
with COMMENTS
EPA Letter Dated
APR 09 1997
Under the Federal Insecticide,
Fungicide, and Rodenticide Act
as amended, for the pesticide
registered under EPA Reg. No.
232-739



4 9 10


Kills insects - Aphids, Cabbage Looper, Codling Moth, Cucumber Beetles, Mealybugs, Red Spider Mite, Scales, Tent Caterpillar, Thrips, Whiteflies. See complete list inside. Contains ORTHEX®, a special additive for better insect control. ORTHEX makes your spray spread more evenly and stick better to cover insects on smooth, rough or waxy plant surfaces. Improved package with pour spout and measuring cap for fast, easy, accurate measuring. This product is specially formulated for residential use only.

DO NOT USE INSIDE THE HOME. DO NOT USE ON ANIMALS.

Peel open for use directions and further information.


WARNING: Causes substantial but temporary eye injury. Harmful if swallowed or absorbed through skin. Do not get in eyes. SEE ADDITIONAL PRECAUTIONARY STATEMENTS AND DIRECTIONS INSIDE BOOKLET.

 PULL HERE TO OPEN LABEL PRESS TO RESEAL.

 Medical Information call 1-800-454-2333
Product Information call 1-800-225-2883

Manufactured for
The SOLARIS Group of
Monsanto Company
P.O. Box 5008
San Ramon CA 94583-0808
Form 7-812-01 Product 1992
EPA Reg. No. 239-739
EPA Est. 239-1A-3¹, 58996-MO-1^A
Superscript is first letter of lot number

Made in USA



DIRECTIONS FOR USE: It is a violation of Federal law to use this product in a manner inconsistent with its labeling.
READ ENTIRE LABEL. USE STRICTLY IN ACCORDANCE WITH LABEL PRECAUTIONARY STATEMENTS AND DIRECTIONS.

Measuring Cap: ~~To open: squeeze cap sides while unscrewing. The cap has 4 measuring lines indicated inside.~~ Fill cap to appropriate line level for fast, easy, accurate measuring. ~~Refer to label below for measuring instructions.~~ Close cap tightly after use - no need to rinse.

- Level Line 1 = 1 teaspoon (tsp)
- Level Line 2 = 1 Tablespoon (Tbs) = 3 tsp = 1/2 fl oz
- Level Line 3 = 1 fl oz (2 Tbs)
- Level Line 4 = 2 fl oz (4 Tbs)

tsp = teaspoon
Tbs = Tablespoon

May be applied with a Hose-End Sprayer or tank-type sprayer.

DIAL 'n SPRAY HOSE-END SPRAYER INSTRUCTIONS

To apply with an Ortho Dial 'n Spray Hose-End Sprayer: pour product into sprayer jar. Do not add water. Dial setting to Use: always set dial to the rate to mix into each gallon of spray. see directions below for rate to use each specific pest.

DIRECTIONS: FOR OUTDOOR HOME USE ONLY: Spray thoroughly covering both upper and lower leaf surfaces or other infested plant parts. Repeat as necessary. Can be used from 1 to 14 of harvest on vegetables. See specific vegetable below for correct number of days up to 3 days of harvest on food crops unless otherwise specified. Make new dilution for each use.

ORNAMENTALS (Roses, Camellias, Azaleas, Stocks, Chrysanthemums, Evergreens)-Aphids: 2 tsp to 1 gal water. Fill cap to line 1 two times. Add to 1 gal of water. Red Spider Mite, Spruce Mite, Mealybugs, Lacebugs, Woolly Aphid, Hemlock Woolly Adelgid, Whiteflies, Thrips, Tarnished Plant Bug, Fourlined Leaf Bug, Bagworms, Rose Leafhopper, Japanese Beetle Adults, Box Elder Bug: 1 Tbs (1/2 oz) per gal water. Fill cap to line 2. Add to 1 gal of water. Scales (Black Scale, Soft Brown Scale, Oyster Shell Scale): 2 Tbs per gal water. Fill cap to level 2 two times [or] / fill cap to line 3. Add to 1 gal of water. Do not use on Boston, Maidenhair and Pteris ferns, Canaerti Juniper and some species of Crassula (example: Jade Plant).

Combination Spray with Fungicide on Roses-ORTHO FUNGINEX® Rose Disease. Control may be mixed with this product when listed insect(s) and disease(s) are found on roses. Follow directions and precautions on both labels.

FRUITS (Apples, Pears, Grapes, Apricots, Cherries, Peaches, Strawberries)-Aphids:



2 tsp to 1 gal water. Fill cap to line 1 two times. Add to 1 gal of water. Codling Moth, Tent Caterpillar, Red-Banded Leafroller, Plum Curculio, Bud Moth, Fruit Tree Leafroller, Strawberry Leafroller, Spittlebug, Red Spider Mite, Mealybugs, Woolly Aphid, Whiteflies, Thrips, Tarnished Plant Bug, Fourlined Leaf Bug, Grape Leafhopper, Pear Psyllid, Japanese Beetle Adults: 1 Tbs (1/2 oz) per gal water. Scale Crawlers: 2 Tbs per gal water. Fill cap to line 2 two times [or] / fill cap to line 3. Add to 1 gal of water. Malathion may cause injury to McIntosh and Cortland varieties of apples, to Bosc pears and Ribier grapes. Do not apply to Pears within 1 day of harvest or to Apricots and Peaches within 7 days of harvest.

CITRUS (Oranges, Tangerines, Grapefruit, Lemons, Limes) AND MANGO-Aphids, Whiteflies, Black Scale, Purple Scale, Yellow Scale, Florida Red Scale, Thrips: 2 tsp per gal water. Fill cap to line 1 two times. Add to 1 gal of water. Thorough coverage of branches and upper and lower leaf surfaces is necessary to control insects. Do not apply during full bloom. Do not apply within 7 days of harvest. COMBINATION WITH VOLCK Oil Spray on Citrus, Avocados, Mangoes, Gardenias and Ixora for control of Scale Insects, Red Spider Mites, Mealybugs, Whiteflies, Aphids, Thrips and for the removal of Sooty Mold Fungus through control of Whitefly Larvae: Use 1 Tablespoonful Volck Oil Spray and 1 Tablespoonful ORTHO Malathion 50 Insect Spray for each gallon of diluted spray. May be applied on Avocados up to within 7 days of harvest; to Grapefruit, Lemons, Limes and Oranges up to within 7 days of harvest but not during full bloom, and to Mangoes up to within 2 days of harvest. Ovicide: Helps to destroy insect eggs such as Red Spider Mite eggs, Oak Moth eggs and Codling Moth eggs.

VEGETABLES: Numbers in () indicate days required between last application and harvest. Beans (1), Beets (7), Broccoli (3), Brussels Sprouts (7), Cabbage (7), **Cantaloupe (1), Cauliflower (7), **Cucumbers (1), Celery (7), Collards (7), Egg Plant (3), Endive (7), Garlic (3), Kale (7), Leeks (3), Lettuce, Head (7), Leaf (14), **Melons (1), Mustard Greens (7), Okra (1), Onions (3), Peas (3), Peppers (3), Potatoes (0), **Pumpkin (3), Radish (7), Rutabagas (3), Shallots (3), **Squash (1), Spinach (7), Strawberries (3), Sweet Potatoes (3), Swiss Chard (7), Tomatoes (1), and Turnips (7).

TO CONTROL: Aphids-Use 2 tsp per gal of water. Fill cap to line 1 two times. Add to 1 gal of water. TO CONTROL: Bean Leaf Beetle, Blister Beetle, Cabbage Looper, Harlequin Bug, Imported Cabbageworm, Japanese Beetle, Leafminers, Leafhoppers, Lygus Bug, Mexican Bean Beetle, Onion Maggot (Flies), Onion Thrips, Pickleworm, Red Spider Mite, Strawberry Leafroller, Strawberry Root Weevil, Thrips and Whiteflies-Use 1 Tbs per gal of water. TO CONTROL: Cucumber Beetles and Squash Vine Borers- Use 4 tsp per gal of water.

****DO NOT APPLY UNLESS LEAVES ARE DRY.**

HOUSEHOLD PESTS-OUTDOORS ONLY (Roaches, Ants, Clover Mites, Spiders, Silverfish, Crickets, Earwigs): 8 Tbs (4 oz) per gal water; and Outside Residual, Adult Mosquito Control: 9 Tbs (4 1/2 oz) per gal water. Apply as a coarse spray to lower foundation of house and firewood piles. Repeat as necessary. NOTE: If only clover mites (around outside of dwellings and on lawns); Use 2 tsp per gal water and treat above areas in a 10 ft wide strip along side of house. Fill cap to

line 1 two times. Add to 1 gal of water. Repeat as necessary.
DO NOT USE INSIDE THE HOME. DO NOT USE ON ANIMALS.
HOUSE FLIES: Around ~~Outsides of Dwellings and (outside only)~~, Outbuildings, Patios, Garbage Containers-SPRAY APPLICATION: 6 Tbs (3 oz) to 1 gal water, 3 Tbs cane or dark sugar or molasses may increase effectiveness. Spray around house foundation, under porches, along fences, shrubbery and other infested areas. Use 1 gal diluted spray to 1,000 sq ft area. If ORTHO Lawn Sprayer is used, fill bottle with ORTHO Malathion 50 Insect Spray and plan to cover approximately 7500 sq ft by the time bottle is empty. Avoid contamination of water. Maintain sanitary conditions around outbuildings and other areas to prevent fly breeding.

STORAGE AND DISPOSAL

STORAGE: Keep pesticide in original container. Do not put concentrate or dilute into food or drink containers. Avoid contamination of feed and foodstuffs. Store in a cool, dry place, preferably in a locked storage area. Do not store diluted spray.

DISPOSAL: PRODUCT-Partially filled bottle may be disposed of by securely wrapping original container in several layers of newspaper and discard in trash. CONTAINER-Do not reuse empty bottle. Rinse thoroughly before discarding in trash.

PRECAUTIONARY STATEMENTS

HAZARDS TO HUMANS & DOMESTIC ANIMALS

WARNING: Causes substantial but temporary eye injury. Harmful if swallowed or absorbed through skin. Do not get in eyes. Avoid contact with skin or clothing. Avoid breathing vapors or spray mist. FIRST AID: IF IN EYES -in case of eye contact, wash eyes immediately with fresh water for 15 minutes and see a doctor. IF SWALLOWED - give water or milk to drink and telephone for medical advice. Consult medical personnel before inducing vomiting. If medical advice cannot be obtained, then take person and product container to the nearest medical emergency treatment center or hospital. IF ON SKIN - wash skin with plenty of soap and water. Get medical attention if irritation persists. IF INHALED - remove person from exposure area. Note to Physicians: Emergency Information call 1-800-454-2333. This product contains a light petroleum solvent and may present an aspiration problem. Malathion is a weak cholinesterase inhibitor. If signs and symptoms of cholinesterase inhibition develop, atropine sulfate is antidotal; 2-PAM (PROTOPAM) may also be given in conjunction with atropine but should not be used alone. Keep children and animals away from treated areas until these areas are dry. Food utensils such as teaspoons and tablespoons should not be used for food purposes after use with pesticides.

ENVIRONMENTAL HAZARDS: This pesticide is toxic to fish, aquatic invertebrates, and aquatic life stages of amphibians. Do not apply directly to water. Drift and runoff may be hazardous to aquatic organisms in areas near the application site.



Do not contaminate water when disposing of equipment washwaters. This product is highly toxic to bees exposed to direct treatment on blooming crops or weeds. Do not apply this product or allow it to drift to blooming crops or weeds if bees are visiting the treatment area. **PHYSICAL OR CHEMICAL HAZARDS:** Do not use or store near heat or open flame.

NOTICE: Buyer assumes all responsibility for safety and use not in accordance with directions.


Medical Information call 1-800-454-2333
Product Information call 1-800-225-2883

ORTHO®, MALATHION 50 PLUS®, SPRAY-ETTE®, ORTHEX®, DIAL 'n SPRAY®
Trademarks of Monsanto Company
FUNGINEX® Trademark of American Cyanamid Company

©Monsanto Company 1995

Manufactured for
The SOLARIS Group of
Monsanto Company
P.O. Box 5008
San Ramon, CA 94583-0808
Form 7-812-01 Product 1992
EPA Reg. No. 239-739
EPA Est. 239-1A-3¹, 58996-MO-1^A
Superscript is first letter of lot number

Made in USA



[ORTHO CARTRIDGE SPRAYER ONLY]

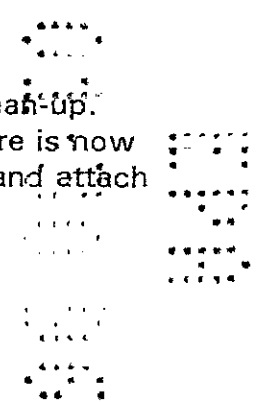
- Makes 2 gals spray
- New
- Ready-to-spray Cartridge
- Ready-To-Use Cartridge
- Cartridge Sprayer Refill
- No Spill
- No Mix, No Measure, No Messy Clean Up
- Easy-to-use
- For Exclusive Use with ORTHO Cartridge Sprayer
- Liquid Concentrate
- To be used only with ORTHO Cartridge Sprayer
- No Mixing or Handling Required
- Simple Easy-to-Use Application
- LOCK 'N SPRAY System
- Patented LOCK 'N SPRAY Design
- Patented Twist 'n Lock Design
- Twist and Remove Base for Use Instruction Booklet
- Savings Coupon Inside
- Special Consumer Offer. See Details Inside
- Save on Your Next Purchase. See Details Inside
- Save on Other ORTHO Products. See Details Inside
- Cartridge
- Simple and Easy to Use
- Eliminates Mixing and Measuring
- Child Resistant Package Consumer
- For exclusive use with the ORTHO LOCK 'N SPRAY™ cartridge sprayer
- No mixing and measuring necessary

- No mixing, no measuring necessary
 - Money saving coupon inside
- Save \$.50 on your next purchase. (Coupon on reverse side,)
- Convenient
- LOCK 'N SPRAY System Cartridge
- Quality Guaranteed
- Multipurpose
- Self Sealing Cartridge Lid
- Cartridge Automatically Reseals Itself
- Automatic Dilution
- Use with the ORTHO LOCK 'N SPRAY cartridge sprayer
- Cartridge system automatically dilutes the proper proportion of product and water
- See Instruction Booklet Inside Base
- Simple to Use
- No mixing or measuring
- No mixing
- No measuring
- Guaranteed Quality
- No messy measuring
- LOCK 'N SPRAY Cartridge
- LOCK 'N SPRAY Cartridge System
- Accurate
- Accurate dosage
- Premeasured
 - No leak
- Carton made from 100% recycled paperboard Minimum 35% Post-

Content

[ORTHO CARTRIDGE SPRAYER ONLY]

The LOCK 'N SPRAY System eliminates mixing, measuring, and messy clean-up. With its unique design and easy one-step application, lawn and garden care is now faster and easier. Simply choose the cartridge application that you need and attach it to the cartridge sprayer(sold separately) as shown below.



[ORTHO CARTRIDGE SPRAYER ONLY]

[ILLUSTRATION]

DIRECTIONS FOR USE

Remove Base Cup: (Optional)

- Twist bottom to tear label perforation.
- Snap off base cup to view liquid.
- Save base cup and re-attach after use if storage is necessary.
- Connect sprayer to hose.

[ILLUSTRATION]

Attach/Lock Cartridge to Sprayer:

- Push up to seat cartridge firmly against sprayer.
- Grasp top portion of cartridge and twist counterclockwise to "Lock" position.
- Turn water on at faucet.

[ILLUSTRATION]

[ILLUSTRATION]

Water Control Knob Adjustment:

- Turn water control knob on sprayer to ● position.
- Pull trigger to spray: Sprayer automatically delivers the proper spray solution

[ILLUSTRATION]

When Finished:

- Twist cartridge in clockwise direction to "UNLOCK" position and remove. Cartridge automatically reseals itself.
- Flush water through sprayer to clean.
- Re-attach base cup to cartridge for storage, if necessary. Cartridges contain liquid concentrate product that can be reused.

