

239-16

03/27/2013

1/12

UNITED STATES ENVIRONMENTAL PROTECTION AGENCY
WASHINGTON, D.C. 20460



OFFICE OF
PREVENTION, PESTICIDES
AND TOXIC SUBSTANCES

MAR 27 2013

5932942
300 / 1155

Ms. Amanda Slack
The Scotts Company LLC and Subsidiaries
14111 Scottslawn Road
Marysville, OH 43041

Dear Ms. Slack:

Subject: ORTHO® VOLCK OIL SPRAY
EPA Registration Number 239-16
Label Submitted on March 27, 2013

The proposed amended label submitted on March 27, 2013, for this product is accepted under the provisions of the Federal Insecticide, Fungicide and Rodenticide Act (FIFRA), as amended.

The reference on the label to the website www.ortho.com or to any other company website means that the referenced website constitutes labeling under Section 2(p)(2)(B) of FIFRA and is subject to review by the Agency. If the website contained false or misleading information, the product would be misbranded, as defined in Section 2(q)(1)(A) of FIFRA, and unlawful to sell or distribute under Section 12(a)(1)(E) of FIFRA. 40 CFR §156.10(a)(5) lists categories of statements that are among those that EPA considers to be false or misleading. Regardless of whether a website is referenced on the label or labeling of a pesticide product, claims made on the website may not differ substantially from the claims approved for the product through the registration process. If EPA finds that a website contains false or misleading statements or claims substantially different from those accepted for the product, the website will be referred to the EPA's Office of Enforcement and Compliance Assurance.

A stamped copy of the label is enclosed for your records.

Submit two copies of final printed labeling before releasing this product for shipment under the labeling accepted via this letter. Products shipped after 18 months from the date of this Notice or the next printing of the label, whichever occurs first, must bear this revised label.

If these conditions are not complied with, this registration will be subject to cancellation in accordance with FIFRA section 6(e).

If you have any questions regarding this letter, you may contact Dr. William Jacobs by phone at 703-305-6406, by FAX at 703-308-0029, or via e-mail at jacobs.bill@epa.gov.

Sincerely yours,

A handwritten signature in cursive script that reads "Venus Eagle". The signature is written in black ink and includes a long horizontal flourish extending to the right.

Venus Eagle
Product Manager 01
Insecticide-Rodenticide Branch
Registration Division (7505P)

3/12

NOTE:

Bold, italicized text is information for the reader and is not part of the label.
[Bracketed information is optional text]. Text separated by / denotes and/or options.

EPA Reg. No. 239-16

Ortho® Volck Oil Spray

ACCEPTED

MAR 27 2013

Under the Federal Insecticide, Fungicide,
and Rodenticide Act, as amended, for the
pesticide registered under:

EPA. Reg. No: 239-16

Alternate Brand Name(s):

[ORTHO Volck Oil Spray Dormant Season Insect Killer Concentrate]
[ORTHO MAX Volck Oil Spray Dormant Season Insect Killer Concentrate]

[tree icon]  For outdoor residential use only

ACTIVE INGREDIENT:

Mineral Oil*	97.0%
OTHER INGREDIENTS	3.0%
Total	100.0%

* Contains petroleum distillates

**KEEP OUT OF REACH OF CHILDREN
CAUTION**


See back / side / top / bottom [panel / label] for additional precautionary statements.

EPA Reg. No. 239-16

EPA Est. 239-1A-3¹, 58996-MO-1^A, **XXX-XX-XX** (insert additional EPA Est. Nos.)

[Superscript is first letter of lot number]

NET CONTENTS 1 Gal [Gallon] 3.78 L, [16 FL. OZ. (1 PT) 473 ml]



4/12

NOTE:

EPA Reg. No. 239-16

Bold, italicized text is information for the reader and is not part of the label.
[Bracketed information is optional text]. Text separated by / denotes and/or options.

**PRECAUTIONARY STATEMENTS
HAZARDS TO HUMANS AND DOMESTIC ANIMALS**

CAUTION: Harmful if swallowed. Avoid inhalation of vapors or spray mist. Wash hands after use. Avoid eye contact. This material contains light hydrocarbon liquid and an aspiration hazard may exist.

FIRST AID
If swallowed: Call a poison control center or doctor immediately for treatment advice. Do not induce vomiting unless told to do so by a poison control center or doctor. Do not give anything by mouth to an unconscious person. Do not give any liquid to the person.
If in eyes: Hold eye open and rinse slowly and gently with water for 15-20 minutes. Remove contact lenses, if present, after the first 5 minutes, then continue rinsing eye.
Call a poison control center or doctor for further treatment advice. Have the product container with you when calling a poison control center or doctor, or going for treatment. For emergency information, call 1-800-225-2883.
Note to Physician: This product contains petroleum distillate. This product may pose an aspiration pneumonia hazard.

ENVIRONMENTAL HAZARDS

This product is toxic to fish. To protect the environment, do not allow pesticide to enter or run off into storm drains, drainage ditches, gutters or surface waters. Applying this product in calm weather when rain is not predicted for the next 24 hours will help to ensure that wind or rain does not blow or wash pesticide off the treatment area. Rinsing application equipment over the treated area will help avoid run off to water bodies or drainage systems.

PHYSICAL OR CHEMICAL HAZARDS

Do not use or store near heat or open flame.

NOTE:

EPA Reg. No. 239-16

Bold, italicized text is information for the reader and is not part of the label.
[Bracketed information is optional text]. Text separated by / denotes and/or options.

[corner flap]
[OPEN Resealable Label For Directions & Precautions]
[PRESS TO RESEAL] [Place alongside of booklet or base of label.]
[Peel open for use directions and further information.]





[DNS icon] Easy to apply / Can be applied with an Ortho Dial 'n Spray®[®], hose-end or tank sprayer.
For Residential Use Only

[Shake well before using.]

Tsp = teaspoon
Tbs = tablespoon
3 teaspoons (tsp) = 1 Tablespoons (Tbs.) = 1/2 fl oz
2 Tbs = 1 fl oz

Note to PM: The following Product Facts format is optional and the information may appear inside or outside of a box.

Product Facts (Read the Directions for Use section before using this product.)	
KILLS INSECTS <ul style="list-style-type: none"> Spider mites, scales, mealybugs, whiteflies, hemlock woolly adelgids & lacebugs Insect eggs¹ Plus controls sooty mold 	
WHERE TO USE <ul style="list-style-type: none"> OUTDOORS on conifers, roses, shrubs & trees² 	
AMOUNT TO USE <ul style="list-style-type: none"> Growing Season: 2 1/2 fl oz (5 Tbs.) per gallon of water Dormant Season: 5 1/3 fl oz (10 2/3 Tbs.) per gallon of water 	
	Questions, Comments or Medical Information Call 1-800-225-2883 [phone icon]
	www.ortho.com [computer icon] 

¹ Including codling moth, gypsy moth, red spider mite & tent caterpillar eggs

² Including apples, apricots, cherries, peaches, pears and plums. Citrus trees (grapefruits, lemons, limes, oranges & tangerines) may only be sprayed during the growing season.

6/12

NOTE:

EPA Reg. No. 239-16

Bold, italicized text is information for the reader and is not part of the label.
[Bracketed information is optional text]. Text separated by / denotes and/or options.

DIRECTIONS FOR USE

It is violation of Federal law to use this product in a manner inconsistent with its labeling.

Do not apply this product in a way that will contact any person or pet, either directly or through drift. Keep people and pets out of the area during application. Do not allow people or pets to enter the treated area until after sprays have dried.

OPTION 1 USE DIRECTIONS

Shake well before using. Spray all parts of plants thoroughly. Make new dilution for each use.

MIXING INSTRUCTIONS

DURING [THE] GROWING SEASON *[tree with leaves illustration]*



[Tank Sprayer] *[illustration]*

Amount to Use: 2 ½ fl oz (5 Tbs.) per gallon of water



[DNS icon] When using Ortho Dial 'n Spray® Applicator: Set dial to 2 ½ oz.

Pour product into sprayer to fill jar one-quarter to one-half full. DO NOT add water. After spraying, unused product can be poured back into its original container.



Ortho® Dial 'N Spray® Applicator with direct connect *[insert applicator name]*



[Prepare applicator:] *[illustration]*

- Set dial to 2 ½ fl oz



[Connect:] *[illustration]*

- Remove cap from the concentrate bottle. Keep cap for storage.
- Insert suction tube into bottle opening and twist the Ortho Dial N Spray Applicator with direct connect *[insert applicator name]* onto bottle to attach.
- Connect hose to the sprayer and turn on water.



[Spray:] *[illustration]*

- Hold sprayer in upright position and apply evenly to area to be treated.
- [Spray to uniformly cover all upper and lower leaf surfaces, stems, branches, and trunk.]



[Finish:] *[illustration]*

- After use, untwist to remove the *[insert product name]* concentrate bottle from the Ortho Dial N Spray Applicator with direct connect *[insert applicator name]*.
- Replace cap on the *[insert product name]* concentrate bottle.

Refer to the Ortho Dial N Spray applicator *[insert applicator name]* booklet for additional information. Important: To prevent sprayer from clogging, always clean after use as directed.

NOTE:

Bold, italicized text is information for the reader and is not part of the label.
[Bracketed information is optional text]. Text separated by / denotes and/or options.

DURING [THE] DORMANT SEASON [*deciduous tree illustration*]



[Tank Sprayer] [*illustration*] Amount to Use: 5 1/3 fl oz (10 2/3 Tbs.) per gallon of water



[DNS icon] When using Ortho Dial 'n Spray® Applicator:
Set dial to 5 1/3 fl.oz. Pour product into sprayer to fill jar one-quarter full. DO NOT add water.
After spraying, unused product can be poured back into its original container.



Ortho® Dial 'N Spray® Applicator with direct connect



[Prepare applicator:] [*illustration*]

- Set dial to 5 1/3 fl oz



[Connect:] [*illustration*]

- Remove cap from the concentrate bottle. Keep cap for storage.
- Insert suction tube into bottle opening and twist the Ortho Dial N Spray Applicator with direct connect [insert applicator name] onto bottle to attach.
- Connect hose to the sprayer and turn on water.



[Spray:] [*illustration*]

- Hold sprayer in upright position and apply evenly to area to be treated.
- [Spray to uniformly cover all upper and lower leaf surfaces, stems, branches, and trunk.]



[Finish:] [*illustration*]

- After use, untwist to remove the [insert product name] concentrate bottle from the Ortho Dial N Spray Applicator with direct connect [insert applicator name].
- Replace cap on the [insert product name] concentrate bottle.

Refer to the Ortho Dial N Spray Applicator with direct connect [insert applicator name] booklet for additional information.

Important: To prevent sprayer from clogging, always clean after use as directed.

HOW TO APPLY / USE

- Use a tank, Ortho Dial 'n Spray® Applicator or other hose-end sprayer.
- Spray to uniformly cover all upper and lower leaf surfaces, stems, branches, and trunk.

WHEN TO APPLY / USE

- Spray when air is calm to avoid drift.
- Spray when temperature is above 40°F but below 85°F.
- If temperature is expected to exceed 85°F, spray in early morning or late afternoon when it is cooler.

[During] [the] Growing Season [*deciduous tree with leaves illustration/icon*]

- Spray when insects are present or when feeding injury is first noticed.
- Spray up to 4 times, waiting 2 weeks between each application.



NOTE:

Bold, italicized text is information for the reader and is not part of the label.
[Bracketed information is optional text]. Text separated by / denotes and/or options.

Additional Tips

- Growing season is year-round for some shrubs and trees, such as citrus.
- Spray azaleas and camellias between spring and fall blooms.
- During the growing season do not apply to foliage within 30 days before or after using products containing sulfur, lime-sulfur or captan.

[During] [the] Dormant Season *[deciduous tree illustration/icon]*

- Spray dormant shrubs and trees once in late winter or early spring.



Additional Tips

- Roses and other deciduous shrubs and trees are dormant after they shed all of their leaves.
- Conifers do not shed all of their needles but are usually dormant after the first deep frost.

WHEN TO HARVEST

Listed fruit trees may be sprayed up to the day of harvest.

IMPORTANT

DO NOT use on maidenhair ferns, red maples, Japanese maples or non-woody plants unless otherwise specified. Volck® Oil Spray may cause discoloration to blue spruce. Do not use VOLCK® Oil Spray on foliage within 30 days before or after using sulfur. Do not spray when temperature is excessively high or when plants are suffering from drought. Oil sprays should not be applied to broadleaved evergreens or palms when freezing or near freezing temperatures may be expected.

[HOW IT WORKS]

[This product kills insects by suffocating multiple stages of mealybugs, scales, spider mites, tent caterpillars, whiteflies and other common insects. This promotes long-term control of insects in dormant and growing seasons without frequent applications. Do not use this product indoors, except for greenhouse applications prescribed by this label.] **Note to PM: for products that do not list greenhouses, the following statement will be used:** [Do not use this product indoors.]

DORMANT USE

TO KILL THESE INSECTS:/ INSECTS CONTROLLED: Scale insects, Red Spider Mites, Red Spider Mite Eggs, Gypsy Moth Eggs, Tent Caterpillar Eggs, and Mealybugs
[FOR] [USE] ON THESE PLANTS / WHERE TO USE: Dormant Shrubs, Evergreens, Woody Plants, Fruit Trees (Apples, Plums, Pears, Apricots, Peaches, Cherries) and Shade Trees
USE THIS AMOUNT: Use 5 1/3 fl oz (10 2/3 Tbs) per gallon of water.

GROWING SEASON

[FOR USE ON] CITRUS [TREES]:
TO KILL THESE INSECTS / INSECTS CONTROLLED: Scale Insects, Red Spider Mites, Red Spider Mite Eggs, Mealybugs and Whitefly Larvae.
ON THESE PLANTS/ WHERE TO USE: Citrus (Grapefruit, Lemons, Limes, Oranges & Tangerines)
USE THIS AMOUNT Use 2 1/2 fl oz (5 Tbs.) per gallon of water. This application effectively removes sooty mold fungus through the control of Whitefly Larvae.
WHEN TO APPLY/USE: Spray when insects are present or feeding injury is first noticed.

[FOR USE ON] FRUIT TREES

TO KILL THESE INSECTS / INSECTS CONTROLLED: Scale Insects, Red Spider Mites, Red Spider Mite Eggs, Codling Moth Eggs, Mealybugs and Whitefly Larvae.
ON THESE PLANTS/ WHERE TO USE: Fruit Trees (Apples, Plums, Pears, Apricots, Peaches, Cherries)

9/12

NOTE:

EPA Reg. No. 239-16

Bold, italicized text is information for the reader and is not part of the label.
[Bracketed information is optional text]. Text separated by / denotes and/or options.

USE THIS AMOUNT Use 2 ½ fl oz (5 Tbs.) per gallon of water. This application effectively removes sooty mold fungus through the control of Whitefly Larvae.
WHEN TO APPLY/USE: Spray when insects are present or feeding injury is first noticed.

[FOR USE ON] ORNAMENTAL [PLANTS]

TO KILL THESE INSECTS / INSECTS CONTROLLED: Scale Insects, Red Spider Mites, Red Spider Mite Eggs, Mealybugs and Whitefly Larvae.

ON THESE PLANTS/ WHERE TO USE: **Shade Trees, Evergreens, Camellias, Azaleas, Hardy Shrubs**

USE THIS AMOUNT: Use 2 ½ fl oz (5 Tbs.) per gallon of water. This application effectively removes sooty mold fungus through the control of Whitefly Larvae.

WHEN TO APPLY/USE: Spray when insects are present or feeding injury is first noticed.

TO KILL THESE INSECTS / INSECTS CONTROLLED: Scale insects, Red Spider Mites, Red Spider Mite Eggs, Mealybugs, Whitefly Larvae, Lace Bug Larvae.

ON THESE PLANTS/ WHERE TO USE: **Azaleas, Camellias**

USE THIS AMOUNT: Use 2 ½ fl oz (5 Tbs.) per gallon of water.

WHEN TO APPLY/USE: Apply in spring after blooming and in fall prior to blooming.

TO KILL THESE INSECTS / INSECTS CONTROLLED: Mealybugs, Scales, Spider mites

ON THESE PLANTS / WHERE TO USE: **Outdoor Palm Trees (except coconut palms)**

USE THIS AMOUNT: Use 1 ½ fl oz (3 Tbs.) per gallon of water.

WHEN TO APPLY / USE: Spray when insects are present or feeding injury is first noticed.

RESIDENTIAL GREENHOUSES (NOT FOR COMMERCIAL USE)

TO KILL THESE INSECTS: Mealybugs, Scale Insects, Red Spider Mites, Whiteflies

ON THESE PLANTS / WHERE TO USE: **Azaleas, Camellias, Gardenias, Hardy Shrubs**

USE THIS AMOUNT: Use 1 fl oz (2 Tbs.) per gallon of water. Allow 60 days between oil sprays and limit to 3 applications per year.

COMBINATION SPRAY / IN COMBINATION WITH MALATHION 50 Plus® INSECT SPRAY

Do not use in greenhouses (residential or commercial)

TO KILL THESE INSECTS / INSECTS CONTROLLED: Aphids, Mealybugs, Scales, Spider mites, Thrips, Whiteflies and Sooty mold

ON THESE PLANTS / WHERE TO USE: **Gardenias and Ixora**

USE THIS AMOUNT: Use ½ fl oz (1 Tbs.) Volck Oil Spray *plus* 2 tsp Malathion 50 Plus® Insect Spray per gallon of water.

WHEN TO APPLY / USE: Spray when insects are present or feeding injury is first noticed but NOT during full bloom. Follow all precautions and directions on both product labels.

TO KILL THESE INSECTS: Aphids, Mealybugs, Scales, Spider mites, Thrips, Whiteflies and Sooty mold

USE ON THESE PLANTS ONLY: Avocados[†], Citrus* (Grapefruits, Lemons, Limes, Oranges and Tangerines), Mangoes**

USE THIS AMOUNT: Use ½ fl oz (1 Tbs.) Volck Oil Spray *plus* ½ fl oz (1 Tbs.) Malathion 50 Plus® Insect Spray per gallon of water.

WHEN TO APPLY / USE: Spray when insects are present or feeding injury is first noticed but NOT during full bloom or within 7 days of harvest. Follow all precautions and directions on both product labels.

NOTE:

EPA Reg. No. 239-16

Bold, italicized text is information for the reader and is not part of the label.
[Bracketed information is optional text]. Text separated by / denotes and/or options.

Restrictions

- † Do not apply within 7 days of harvest
- * Do not apply to citrus within 7 days of harvest, or during full bloom
- ** Do not apply to mangoes within 2 days of harvest

OPTION 2 USE DIRECTIONS

Shake well before using. Spray all parts of plants thoroughly. Make new dilution for each use.

Do not use VOLCK® Oil Spray on foliage within 30 days before or after using sulfur. Do not spray when temperature is excessively high or when plants are suffering from drought. Oil sprays should not be applied to broadleaved evergreens or palms when freezing or near freezing temperatures may be expected. Do not use on Maidenhair Ferns, Cocos Palms, Red Maple, or non-woody plants unless specified. VOLCK Oil Spray may cause discoloration to Blue Spruce.

[WHEN TO USE / APPLY]

FOR DORMANT USE / [DURING THE DORMANT SEASON] – To control Scale insects, Red Spider Mites, Red Spider Mite Eggs, Tent Caterpillar Eggs, and Mealybugs on Dormant Shrubs, Evergreens), Woody Plants, Fruit Trees (Apples, Plums, Pears, Apricots, Peaches, Cherries), and Shade Trees: Use 5 1/3 oz. (10 2/3 Tbs) per gal water.

[DURING] [THE] GROWING SEASON – To control Scale Insects, Red Spider Mites, Red Spider Mite Eggs, Coddling Moth Eggs, Mealybugs and Whitefly Larvae on Citrus (Oranges, Lemons, Grapefruit, Tangerines, Limes), Fruit Trees (Apples, Plums, Pears, Apricots, Peaches, Cherries), Shade Trees, Evergreens, Camellias, Azaleas, Hardy Shrubs: Use 5 Tbs. (2 1/2 oz) per gal water. This application effectively removes sooty mold fungus through the control of Whitefly Larvae.

HOME GREENHOUSES – To control Scale Insects, Red Spider Mites, Whiteflies, Mealybugs on Hardy Shrubs, Gardenias, Camellias and Azaleas – 2 Tbs. (1 fl oz) per gal water. Allow 60 days between oil sprays and limit use to 3 applications per year.

OUTDOOR PALM TREES – Scale Insects, Mealybugs, Red Spider Mites – Use 3 Tbs. (1 1/2 oz) per gal water.

AZALEAS, CAMELLIAS – Scale insects, Red Spider Mites, Red Spider Mite Eggs, Mealybugs, Whitefly Larvae, Lace Bug Larvae – Use 5 Tbs. (2 1/2 oz) per gal water. Apply in spring after blooming and in fall prior to blooming.

COMBINATION SPRAY / IN COMBINATION WITH MALATHION 50 Plus® INSECT SPRAY

Do not use in greenhouses (residential or commercial)

For use ONLY on Citrus* (Grapefruit, Lemons, Limes and Oranges), Avocados† and Mangoes** to control Scale Insects, Red Spider Mites, Mealybugs, Whiteflies, Aphids, Thrips and for the removal of Sooty Mold Fungus through control of Whitefly Larvae – Use 1 Tbs. of VOLCK Oil Spray and 1 Tbs. of ORTHO MALATHION 50 PLUS® Insect Spray for each gal of diluted spray.

Restrictions

- † Do not apply within 7 days of harvest
- * Do not apply to citrus within 7 days of harvest, or during full bloom
- ** Do not apply to mangoes within 2 days of harvest

11/12

NOTE:

EPA Reg. No. 239-16

Bold, italicized text is information for the reader and is not part of the label.
[Bracketed information is optional text]. Text separated by / denotes and/or options.

For use on Gardenias and Ixora to control to control Scale Insects, Red Spider Mites, Mealybugs, Whiteflies, Aphids, Thrips and for the removal of Sooty Mold Fungus through control of Whitefly Larvae – Use 1 Tbs. of VOLCK Oil Spray and 2 Tsp. of ORTHO MALATHION 50 PLUS® Insect Spray for each gal of diluted spray.

STORAGE AND DISPOSAL

Do not contaminate water, food, or feed through storage or disposal.

PESTICIDE STORAGE: Store in cool, dry place, preferably in a locked storage area. Do not store diluted spray.

PESTICIDE DISPOSAL: If empty: Non-refillable container. Do not reuse or refill this container. Offer for recycling if available. If recycling is not available, place container in trash.

If partly filled: Call your local solid waste agency for disposal instructions. Never place unused product down any indoor or outdoor drain.

NOTICE: To the extent consistent with applicable law, buyer assumes all risks of use, storage or handling of this product not in accordance with directions

The ORTHO Guarantee®

If for any reason you, the consumer, are not satisfied with this product mail us your original proof of purchase to obtain a full refund of your purchase price



[phone icon]Questions, Comments or Medical Information call 1-800-225-2883
[www.ortho.com] [computer icon]



© 2013. Licensed by The Ortho Group

World rights reserved
Made in U.S.A.

Manufactured for / Sold by
The ORTHO Group
P.O. Box 190
Marysville, OH 43040


Made in USA

NOTE:

EPA Reg. No. 239-16

Bold, italicized text is information for the reader and is not part of the label.
[Bracketed information is optional text]. Text separated by / denotes and/or options.

Optional Marketing Claims

- [tree ICON] OUTDOOR USE ONLY 
- Controls Scale Insects, Mealybugs, Whiteflies, Red Spider Mites and Certain Other Garden Pests
- For Use against Scale Insects, Red Spider Mites, Mealybugs, Whiteflies, and Certain Other Garden Pests
- DORMANT & GROWING SEASON INSECT SPRAY
- Insect Spray for Dormant & Growing Season
- A HIGHLY REFINED OIL SPRAY INSECTICIDE
- Kills Insects Year-Round on Roses, Shrubs & Trees at temperatures of 40-85°F
- Kills Mites, Scales, Mealybugs & Whiteflies
- Destroys/Kills Over-Wintering Insects & Their Eggs
- This container is made with a minimum of X% recycled material

Ortho Dial N Spray direct connect claims:

- Direct connect to the Ortho Dial N Spray [insert applicator name]
- Direct connect to Ortho Dial N Spray means no more measuring [insert applicator name]
- No more measuring concentrates with Ortho Dial N Spray [insert applicator name]
- No concentrate contact with Ortho Dial N Spray [insert applicator name]
- Simple, direct connect capability with Ortho Dial N Spray [insert applicator name]
- No measure, direct connect capability with Ortho Dial N Spray [insert applicator name]
- Quick and easy to attach to Ortho Dial N Spray [insert applicator name]
- Easily connects to the Ortho Dial N Spray [insert applicator name]
- No measuring! Attaches directly to the Ortho Dial N Spray [insert applicator name]
- With a quick twist, attach directly to the Ortho Dial N Spray [insert applicator name]

Packaging Claims:

- Easy-Measure [Cap] [Top] [Lid] [Cup]
- Drain-Back [Cap] [Top] [Lid] [Cup]