



UNITED STATES ENVIRONMENTAL PROTECTION AGENCY
WASHINGTON, DC 20460

OFFICE OF
CHEMICAL SAFETY AND
POLLUTION PREVENTION

Danielle A. Larochele
Nufarm Americas Inc.
150 Harvester Drive, Suite 200
Burr Ridge, IL 60527

FEB 08 2012

Subject: Application for Pesticide Notification (PRN 98-10)
Submission date: 12/22/11
Product Name: Mepex Gin Out Plant Growth Regulator
EPA Reg. No.: 228-606
EPA Decision No.: 459885

Dear Ms. Larochele,

The Agency is in receipt of your Application for Pesticide Notification under Pesticide Registration Notice (PRN) 98-10. The Registration Division (RD) has conducted a review of this request for its applicability under PRN 98-10 and finds that the action(s) requested fall within the scope of PRN 98-10.

The Agency acknowledges the change of the product primary brand name to "Gin Out Plant Growth Regulator". The Agency also acknowledges your request to maintain "Mepex Gin Out Plant Growth Regulator" as an alternate brand name. The label submitted with the application has been stamped "Notification" and will be placed in our records. If you have questions concerning this letter, please contact Shaunta Hill at 703-347-8961 or via email at hill.shaunta@epa.gov.

Sincerely,

A handwritten signature in cursive script that reads "Shaja B. Joyner".

Shaja B. Joyner
Product Manager 20
Fungicide Branch
Registration Division (7504P)

	United States Environmental Protection Agency Washington, DC 20460	<input type="checkbox"/> Registration <input type="checkbox"/> Amendment <input checked="" type="checkbox"/> Other:	OPP Identifier Number
---	---	--	-----------------------

Application for Pesticide - Section I

1. Company/Product Number 228-606	2. EPA Product Manager Shaja B. Boyner	3. Proposed Classification <input checked="" type="checkbox"/> None <input type="checkbox"/> Restricted
4. Company/Product (Name) Mepex® Gin Out™ Plant Growth Regulator	PM# 20	
5. Name and Address of Applicant (Include ZIP Code) NUFARM AMERICAS INC. 150 Harvester Drive, Suite 200 Burr Ridge, IL 60527 <input type="checkbox"/> Check if this is a new address		6. Expedited Review. In accordance with FIFRA Section 3(c)(3) (b)(I), my product is similar or identical in composition and labeling to: EPA Reg. No. _____ Product Name _____

Section - II

<input type="checkbox"/> Amendment – Explain below.	<input type="checkbox"/> Final printed labels in response to Agency letter dated _____
<input type="checkbox"/> Resubmission in response to Agency letter dated _____	<input type="checkbox"/> "Me Too" Application
<input checked="" type="checkbox"/> Notification - Explain below.	<input type="checkbox"/> Other - Explain below

Explanation: Use additional page(s) if necessary. (For Section I and Section II.)

NOTIFICATION per PR Notice 98-10 – (1) Primary brand name change to "Gin Out™ Plant Growth Regulator" – Nufarms wishes to keep the brand name "Mepex® Gin Out™ Plant Growth Regulator" on record as an alternate brand name for this product; (2) minor editorial change on page 1 of the label (refer to label with changes marked).

This notification is consistent with the provisions of PR Notice 98-10 and EPA regulations at 40 CFR 152.46, and no other changes have been made to the labeling or the confidential statement of formula of this product. I understand that it is a violation of 18 U.S.C. Sec. 1001 to willfully make any false statement to EPA. I further understand that if this notification is not consistent with the terms of PR Notice 98-10 and 40 CFR 152.46, this product may be in violation of FIFRA and I may be subject to enforcement action and penalties under sections 12 and 14 of FIFRA

CONTACT: Danielle Larochelle, Nufarm Americas Inc, 4020 Aerial Center Parkway, Suite 101, Morrisville, NC 27560. Tel: 919-379-2530. Email: danielle.larochelle@us.nufarm.com

Section - III

1. Material This Product Will Be Packaged In:				2. Type of Container	
Child-Resistant Packaging <input type="checkbox"/> Yes* <input checked="" type="checkbox"/> No	Unit Packaging <input type="checkbox"/> Yes <input checked="" type="checkbox"/> No	Water Soluble Packaging <input type="checkbox"/> Yes <input checked="" type="checkbox"/> No			
*Certification must be submitted		If "Yes" Unit Packaging wgt. No. per container	If "Yes" Package wgt. No. per container		<input type="checkbox"/> Metal <input checked="" type="checkbox"/> Plastic <input type="checkbox"/> Glass <input type="checkbox"/> Paper <input type="checkbox"/> Other _____
3. Location of Net Contents Information <input checked="" type="checkbox"/> Label <input type="checkbox"/> Container		4. Size(s) Retail Container 1 Gal.; 2.5 Gal, 160 Gal		5. Location of Label Directions <input checked="" type="checkbox"/> On Label <input type="checkbox"/> On labeling accompanying product	
6. Manner in Which Label is Affixed to Product <input type="checkbox"/> Lithograph <input type="checkbox"/> Other <input checked="" type="checkbox"/> Paper glued <input type="checkbox"/> Stenciled					

Section - IV

1. Contact Point (Complete items directly below for identification of individual to be contacted, if necessary, to process this application)		
Name Danielle A. Larochelle	Title Registration Manager	Telephone No. (Include Area Code) 919-379-2530
I certify that the statements I have made on this form and all attachments thereto are true, accurate and complete. I acknowledge that any knowingly false or misleading statement may be punishable by fine or imprisonment or both under applicable law.		6. Date Application Received (Stamped) <div style="border: 1px dashed black; width: 100px; height: 100px; margin: 0 auto;"></div>
2. Signature 	3. Title Registration Manager	
4. Typed Name Danielle A. Larochelle	4. Date December 22, 2011	



NUFARM AMERICAS INC.
150 Harvester Drive, Suite 200
Burr Ridge, IL 60527
Phone: 630-455-2000 ■ Fax: 630-455-2001

December 22, 2011

Document Processing Desk (NOTIF)
Office of Pesticide Programs
US Environmental Protection Agency
Room S-4900, One Potomac Yard
2777 South Crystal Drive
Arlington, VA 22202-4501

PM: Ms. Shaja B. Boyner, PM 20

Dear Ms. Boyner:

**Subject: Mepex® Gin Out™ Plant Growth Regulator – EPA Reg. No. 228-606
Notification per PRN 98-10 – Product Name Change & Minor Editorial Labeling Change**

In accordance with PR Notice 98-10, Nufarm Americas Inc. is notifying the Agency of the following changes for EPA Reg. No. 228-606:

- (1) The primary brand name is changed to “Gin Out™ Plant Growth Regulator”. Nufarm wishes to keep the brand name “Mepex® Gin Out™ Plant Growth Regulator” on record as an alternate brand name;
- (2) A minor editorial change was made on page 1 of the label. In the box containing the signal word and the Spanish statement, the word “ADDITIONAL” was removed from the sentence “SEE INSIDE BOOKLET FOR PRECAUTIONARY STATEMENTS”.

The following information is enclosed in support of this action:

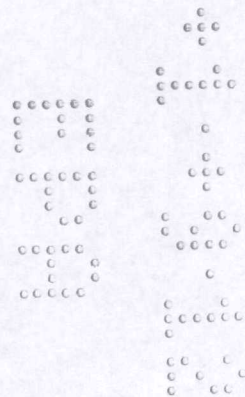
- Completed Application for Pesticide Registration (Form 8570-1).
- ~~Five (5)~~ ^{one (1)} copies of the proposed label including one (1) copy with all changes marked.
- Certification with Respect to Label Integrity form.
- CD containing an electronic copy of the label.

If you have any questions regarding this submission, please contact me by phone at (919) 379-2530 or by email at danielle.larochelle@us.nufarm.com.

Sincerely,

Danielle A. Larochelle
Registration Manager

Enclosures



4/13

NOTIFICATION

FEB 08 2012

Gin Out™

Plant Growth Regulator

[Alternate Brand Name: Mepex® Gin Out™ Plant Growth Regulator]

ACTIVE INGREDIENTS:

Mepiquat chloride: N,N-dimethylpiperidinium chloride*	4.2000%
Kinetin.....	0.0025%

INERT INGREDIENTS:	<u>95.7975%</u>
TOTAL:	100.0000%

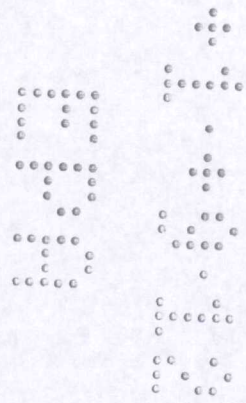
*Equivalent to 0.35 pounds mepiquat chloride per gallon.

**KEEP OUT OF REACH OF CHILDREN
CAUTION / PRECAUCIÓN**

Si usted no entiende la etiqueta, busque a alguien para que se la explique a usted en detalle.
(If you do not understand the label, find someone to explain it to you in detail.)

SEE INSIDE BOOKLET FOR FIRST AID AND PRECAUTIONARY STATEMENTS

**For Chemical Spill, Leak, Fire, or Exposure, Call CHEMTREC (800) 424-9300
For Medical Emergencies Only, Call (877) 325-1840**



EPA REG. NO. 228-606
EPA EST. NO.

NET CONTENTS: Gal. (L)

Manufactured For
NUFARM AMERICAS INC.
150 Harvester Drive
Burr Ridge, IL 60527



000228-00606.20111222.PBN_NOTIF

**PRECAUTIONARY STATEMENT
HAZARDS TO HUMANS AND DOMESTIC ANIMALS
CAUTION/PRECAUCION**

Harmful if swallowed or absorbed through the skin. Causes moderate eye irritation. Avoid contact with eyes, skin or clothing.

PERSONAL PROTECTIVE EQUIPMENT (PPE):

Some materials that are chemical-resistant to this product are listed below. If you want more options, follow the instructions for category A on an EPA chemical-resistant category selection chart.

Applicators and other handlers must wear:

- Long-sleeved shirt and long pants
- Chemical-resistant gloves made of any waterproof material (such as nitrile, butyl, neoprene and/or barrier laminate)
- Shoes plus socks

See engineering controls for additional requirements.

Follow manufacturer's instructions for cleaning/maintaining PPE. If no such instructions for washables, use detergent and hot water. Keep and wash PPE separately from other laundry.

Engineering Control Statement:

When handlers use closed systems, enclosed cabs, or aircraft in a manner that meets the requirements listed in the Worker Protection Standard (WPS) for agricultural pesticides [40 CFR 170.240(d) (4-6)], the handler PPE (personal protective equipment) requirements may be reduced or modified as specified in the WPS.

Important: When reduced PPE is worn because a closed system is being used, handlers must be provided all PPE specified above for "Applicators and Other Handlers" and have such PPE immediately available for use in an emergency, such as a spill or equipment breakdown.

USER SAFETY RECOMMENDATIONS	
Users Should:	<ul style="list-style-type: none"> • Wash hands before eating, drinking, chewing gum, using tobacco, or using the toilet. • Remove clothing immediately if pesticide gets inside. Then wash thoroughly and put on clean clothing. • Remove PPE immediately after handling this product. Wash the outside of gloves before removing. As soon as possible, wash thoroughly and change into clean clothing.

FIRST AID	
IF IN EYES	<ul style="list-style-type: none"> • Hold eye open and rinse slowly and gently with water for 15 to 20 minutes. • Remove contact lenses, if present, after the first 5 minutes, then continue rinsing eye. • Call a poison control center or doctor for treatment advice.
IF SWALLOWED	<ul style="list-style-type: none"> • Call a poison control center or doctor immediately for treatment advice. • Have person sip a glass of water if able to swallow. • Do not induce vomiting unless told to do so by the poison control center or doctor. • Do not give anything by mouth to an unconscious person.
IF ON SKIN OR CLOTHING	<ul style="list-style-type: none"> • Take off contaminated clothing. • Rinse skin immediately with plenty of water for 15 to 20 minutes. • Call a poison control center or doctor for treatment advice.

HOT LINE NUMBER	
<p>Have the product container or label with you when calling a poison control center or doctor, or going for treatment.</p> <p>You may also contact 1-877-325-1840 for emergency medical treatment information.</p>	

ENVIRONMENTAL HAZARDS

Do not apply directly to water, to areas where surface water is present, or to intertidal areas below the mean high water mark. Do not contaminate water when cleaning equipment or disposing of equipment washwaters.

DIRECTIONS FOR USE

It is a violation of Federal Law to use this product in a manner inconsistent with its labeling. Do not apply this product in a way that will contact workers or other persons, either directly or through drift. Only protected handlers may be in the area during application. For any requirements specific to your State or Tribe, consult the agency responsible for pesticide regulation.

AGRICULTURAL USE REQUIREMENTS

Use this product only in accordance with its labeling and with the Worker Protection Standard, 40 CFR Part 170. This standard contains requirements for the protection of agricultural workers on farms, forests, nurseries, and greenhouses, and handlers of agricultural pesticides. It contains requirements for training, decontamination, notification, and emergency assistance. It also contains specific instructions and exceptions pertaining to the statements on this label about personal protective equipment (PPE) and restricted-entry intervals. The requirements in this box only apply to uses of this product that are covered by the Worker Protection Standard.


Do not enter or allow worker entry into treated areas during the restricted-entry interval (REI) of 12 hours.

PPE required for early entry to treated areas that is permitted under the Worker Protection Standard and that involves contact with anything that has been treated, such as plants, soil or water is: Coveralls, chemical-resistant gloves made of any waterproof material (such as nitrile, butyl, neoprene and/or barrier laminate) and shoes plus socks.

GENERAL INFORMATION

This product is a foliar-applied plant regulator that modifies the cotton plant in several beneficial ways. It allows the grower to manage the cotton plant for short-season production leading to reduced risk of yield and quality loss due to delayed and prolonged harvest. The use of this product will often favorably influence the yield potential of the cotton plant through several or all of the following:

- Darker green leaf color
- Better early boll retention and/or larger bolls
- Height reduction and more open canopy
- Less boll rot
- Improved defoliation
- Reduced trash and lower ginning costs
- Better harvest efficiency



The purple color of this product may fade under some conditions; however, effectiveness is not related to color of spray solution or color of this product.

Spray Coverage

Under most circumstances, water is the recommended diluent, however, oil is permitted in the following states for ultra low volume (ULV) aerial applications: Alabama, Arkansas, Florida, Georgia, Louisiana, Missouri, Mississippi, North Carolina, Oklahoma, South Carolina, Tennessee and Texas. Refer to **Air and Ground Application** sections for spray volumes.

Regardless of method or gallonage of application, thorough coverage of the cotton foliage is required.

Cleaning Application Equipment

Clean application equipment thoroughly using a strong detergent or commercial sprayer cleaner according to the manufacturer's directions before and after applying this product, particularly if a product with the potential to injure crops was used.

GENERAL RESTRICTIONS AND LIMITATIONS

- **Maximum Seasonal Use Rate:** Do not apply more than a total of 48 fluid ounces (3 pints) of this product (0.132 pounds mepiquat chloride) per acre per season.
- **The sum of all products and formulations containing mepiquat chloride must not exceed 0.132 pounds of mepiquat chloride per acre per season.** This maximum equals 48 fluid ounces (3 pints) of this product (0.35 pounds mepiquat chloride per gallon).
- **Preharvest Interval (PHI):** Do not apply within 30 days of harvest.
- **Restricted Entry Interval (REI):** 12 hours.
- **Do not plant another crop within 75 days of last treatment.**
- **Stress:** Do not apply to cotton plants under severe stress due to adverse weather conditions, mite, insect, or nematode damage, disease, herbicide injury, or fertility stress. If using the low-rate multiple option, discontinue use until the stress is alleviated. Do not apply a single application of 8 to 16 fluid ounces of this product to cotton that is stressed due to a lack of soil moisture.
- **Do not graze or feed cotton forage to livestock.**
- **Do not apply through any type of irrigation equipment.**

Spray Drift Management

The interaction of many equipment and weather-related factors determines the potential for spray drift. The applicator is responsible for considering all these factors when making application decisions.

AVOIDING SPRAY DRIFT IS THE RESPONSIBILITY OF THE APPLICATOR.

• Importance of Droplet Size

The most effective way to reduce drift potential is to apply large droplets (>150 to 200 microns). The best drift management strategy is to apply the largest droplets that provide sufficient coverage and control. The presence of sensitive species nearby, the environmental conditions, and pest pressure may affect how an applicator balances drift control and coverage. **APPLYING LARGER DROPLETS REDUCES DRIFT POTENTIAL, BUT WILL NOT PREVENT DRIFT IF APPLICATIONS ARE MADE IMPROPERLY OR UNDER UNFAVORABLE ENVIRONMENTAL CONDITIONS!** See **Wind, Temperature and Humidity** and **Temperature Inversions** sections of this label.

• Controlling Droplet Size - General Techniques

- **Volume** - Use high flow rate nozzles to apply the highest practical spray volume. Nozzles with higher rated flows produce larger droplets.
- **Pressure** - Use the lower spray pressures recommended for the nozzle. Higher pressure reduces droplet size and does not improve canopy penetration. **WHEN HIGHER FLOW RATES ARE NEEDED, USE A HIGHER-CAPACITY NOZZLE INSTEAD OF INCREASING PRESSURE.**
- **Nozzle Type** - Use a nozzle type that is designed for the intended application. With most nozzle types, narrower spray angles produce larger droplets. Consider using low-drift nozzles.

• Controlling Droplet Size - Aircraft

- **Number of Nozzles** - Use the minimum number of nozzles with the highest flow rate that provide uniform coverage.
- **Nozzle Orientation** - Orienting nozzles so that the spray is emitted backwards, parallel to the airstream, will produce larger droplets than other orientations.
- **Nozzle Type** - Solid stream nozzles (such as disc and core with swirl plate removed) oriented straight back produce larger droplets than other nozzle types.
- **Boom Length** - The boom length should not exceed 3/4 of the wing or rotor length - longer booms increase drift potential.
- **Application Height** - Application more than 10 feet above the canopy increases the potential for spray drift.

• Boom Height

Setting the boom at the lowest labeled height (if specified) which provides uniform coverage reduces the exposure of droplets to evaporation and wind. For ground equipment, the boom should remain level with the crop and have minimal bounce.

• **Wind**

Drift potential increases at wind speeds of less than 3 mph (due to inversion potential) or more than 10 mph. However, many factors, including droplet size and equipment type determine drift potential at any given wind speed. **AVOID GUSTY OR WINDLESS CONDITIONS.**

Note: Local terrain can influence wind patterns. Every applicator should be familiar with local wind patterns and how they affect spray drift.

• **Temperature and Humidity**

When making applications in hot and dry conditions, set up equipment to produce larger droplets to reduce effects of evaporation.

• **Temperature Inversions**

Drift potential is high during a temperature inversion. Temperature inversions restrict vertical air mixing, which causes small suspended droplets to remain close to the ground and move laterally in a concentrated cloud. Temperature inversions are characterized by increasing temperature with altitude and are common on nights with limited cloud cover and light to no wind. They begin to form as the sun sets and often continue into the morning. Their presence can be indicated by ground fog; however, if fog is not present, inversions can also be identified by the movement of smoke from a ground source or an aircraft smoke generator. Smoke that layers and moves laterally in a concentrated cloud (under low wind conditions) indicates an inversion, while smoke that moves upward and rapidly dissipates indicates good vertical air mixing.

• **Shielded Sprayers**

Shielding the boom or individual nozzles can reduce the effects of wind. However, it is the responsibility of the applicator to verify that the shields are preventing drift and not interfering with uniform deposition of the product.

APPLICATION INSTRUCTIONS

On both short-staple and Pima cotton, the grower has the option of low-rate multiple applications, (see Table 1) or higher, less frequent dosages (see Table 2) which greatly facilitates management flexibility. The multiple application option gives the grower the ability to discontinue usage of this product if any significant stresses occur after an earlier application. In such a case, the total quantity of this product used over a season may be reduced. If stress is relieved, the grower has the option of continuing treatments with this product. In addition, the rate and timing ranges indicated in Table 1 and Table 2 allow the grower to tailor usage of this product to the degree of vegetative vigor in a given field. In areas where insecticides, miticides or foliar fertilizers are frequently applied, the timings are such that tank mixing is often possible. (See section **General Tank Mixing Information**).

Fields should be carefully scouted and this product should not be applied if plants are under severe stress from weather factors, mite, insect or nematode damage, disease stress, herbicide injury or fertility stress. In the absence of these stresses, up to 5 low-rate multiple applications can be made each season.

After the first application, the rate and timing of subsequent applications will depend on vegetative vigor. Under good growing conditions, additional treatments should be made at 7 to 14 day intervals. However, if new growth at any time is excessive, higher rates of this product can be used.

If significant loss of squares or young bolls has occurred earlier due to insect pressure or other stresses, but now these stresses have been alleviated, the need for this product is increased as excess vegetative growth is likely due to the poor fruit load.

SPRAY VOLUME

Ground Application

- **Water as Diluent:** Use a minimum of 2 gallons of water per acre.

Air Application

- **Water as Diluent:** Use a minimum of 2 gallons of water per acre.
- **Oil as Diluent:** Use a minimum of 1 quart of oil per acre. When using oil as a diluent, the oil concentrate must contain either a petroleum or vegetable oil base and must meet all of the following criteria:
 - Be nonphytotoxic
 - Contain only EPA-exempt ingredients
 - Provide good mixing quality in the jar test
 - Be successful in local experience

The exact composition of suitable products will vary, however, vegetable and petroleum oil concentrates should contain emulsifiers to provide good mixing quality. If the oil does not contain an emulsifier, one must be added during mixing at a volume equal to 3% of the final volume of the mixing tank. Do not apply this product in a ULV treatment without using emulsifiers. Highly refined vegetable oils have proven more satisfactory than unrefined vegetable oils. For additional information, see **Compatibility Test for Mix Components**.

Variable Rate Application

This product is recommended for use in variable rate applications to address site-specific or localized needs within individual fields. Timing, rate, and spray volume used in variable rate applications must fall within the ranges specified in other portions of this label. All restrictions and precautions on this label also apply to variable rate applications. In applications where rate variation is achieved by adjusting spray volume, particular care must be taken to ensure that thorough coverage of cotton plants is achieved and spray drift is minimized.

ADDITIVES

If rain is expected within 4 hours, use a high-quality EPA-exempt surfactant to make this product rain-safe after 1 to 2 hours.

Compatibility Test for Mix Components

Add components in the following sequence using 2 teaspoons for each pound or 1 teaspoon for each pint of recommended label rate per acre.

1. **Water:** For 20 gallons per acre spray volume, use 3.3 cups (800 ml) of water. For other spray volumes, adjust rates accordingly. Use only water from the intended source at the source temperature.
2. **Products in PVA Bags:** Cap the jar and invert 10 cycles.
3. **Water-Dispersible Products** (dry flowables, wettable powders, suspension concentrates, or suspensions): Cap the jar and invert 10 cycles.
4. **Water-Soluble Products** (such as this product): Cap the jar and invert 10 cycles.
5. **Emulsifiable Concentrates** (Oil concentrates): Cap the jar and invert 10 cycles.
6. **Water-Soluble Additives:** Cap the jar and invert 10 cycles.

Let the solution stand for 15 minutes.

Evaluate the solution for uniformity and stability. The spray solution should not have free oil on the surface, nor fine particles that precipitate to the bottom, nor thick (clabbered) texture. Do not use any spray solution that could clog spray nozzles.

MIXING ORDER

- 1. Water:** Begin by agitating a thoroughly clean sprayer tank half full of clean water.
- 2. Products in PVA Bags:** Rinse the tank thoroughly before adding any material in PVA bags as boron residue will prevent adequate mixing. Place the water-soluble PVA bag into the mixing tank. The water-soluble PVA bag will dissolve in water to allow the contents to disperse. Wait until all water-soluble PVA bags have fully dissolved and the plant regulator is evenly mixed in the spray tank before continuing. To prepare spray solution for aerial application, use a mixing tank or mixing vat first to get the product into suspension before transferring suspension to air application equipment.
- 3. Water-Dispersible Products:** (dry flowables, wettable powders, suspension concentrates, or suspo-emulsions).
- 4. Water-Soluble Products** (this product).
- 5. Emulsifiable Concentrates.**
- 6. Remaining Quantity of Water.**

Only moderate agitation should be used while mixing and transporting.

GENERAL TANK MIXING INFORMATION

This product has an aqueous base, and as such, is compatible with most insecticides and miticides. You may combine this product with foliar fertilizers if prior experience has shown this product to be compatible and noninjurious under your conditions. Always perform a **Compatibility Test for Mix Components** before preparing a tank mix application.


Read and follow the applicable **Restrictions and Limitations** and **Directions For Use** on all products involved in tank mixing. The most restrictive labeling applies to tank mixes.

Table 1. Application Rates and Timing: Low-Rate Multiple Applications

Geographic Area	Time of Application	Fields with Moderate Vegetative Vigor: Rate per Acre	Fields with High Vegetative Vigor: Rate per Acre
All States	First application: Pinhead to matchhead square** stage of growth.	2 fluid ounces	4 to 6 fluid ounces*
	Second application: 7 to 14 days later, or when regrowth occurs.	2 to 4 fluid ounces*	4 to 8 fluid ounces*
	Third application: 7 to 14 days later, or when regrowth occurs.	2 to 6 fluid ounces*	4 to 12 fluid ounces*
	Fourth application: 7 to 14 days later, or when regrowth occurs.	2 to 8 fluid ounces*	4 to 16 fluid ounces*
	Fifth application (if needed): 7 to 14 days later, or when regrowth occurs.	4 to 8 fluid ounces*	4 to 16 fluid ounces*
* Use higher rates if previous application was not made or if growing conditions are conducive to vigorous growth.			
** The first application should be made when 50% of the plants have one or more squares that are 1/8 to 1/4 inch in diameter.			

Table 2. Application Rates and Timing

Geographic Area	Time of Application	Rate per Acre
All States	<p>First application: Apply this product to actively growing cotton that is 16 to 26 inches tall, provided cotton is not more than 7 days beyond early bloom stage (5 to 6 blooms per 25 row feet). If cotton is 24 inches tall and has no blooms, apply this product. Use 8 fluid ounces per acre on cotton where excessive vegetative growth is not likely to be a problem and 16 fluid ounces per acre in areas tending to have excessive vegetative growth.</p>	8 to 16 fluid ounces*
	<p>Second application: For control of excessive vegetative growth: If the cotton field has a history of vigorous growth or if conditions after the first application of this product favor vigorous growth, make a second application 2 to 3 weeks after the first application.</p>	8 to 16 fluid ounces*
	<p>Third application: For control of excessive vegetative growth: If the cotton field has a history of vigorous growth or if conditions continue to favor vigorous growth, make a third application of 1 to 2 weeks after the second application.</p>	8 to 16 fluid ounces*
KS, OK, TX (areas where excessive growth is not a problem)	<p>First application: Apply this product to actively growing cotton in the early bloom stage (5 to 6 blooms per 25 row feet). If no blooms are present and the cotton is 20 inches tall and actively growing, apply this product.</p>	8 fluid ounces
	<p>Second application: If conditions after the first application of this product favor vigorous growth, make a second application 2 to 3 weeks after the first application.</p>	8 fluid ounces
	<p>Third application: If conditions after the second application of this product continue to favor vigorous growth, make a third application 1 to 2 weeks after the second application.</p>	8 fluid ounces
<p>* Use higher rates if previous application was not made or if growing conditions are conducive to vigorous growth.</p>		



STORAGE AND DISPOSAL

Do not contaminate water, other pesticides, fertilizer, food or feed in storage.

PESTICIDE STORAGE: Store product in original container only. Do not store below 32°F or above 100°F. Store in a dry place away from heat or open flame.

PESTICIDE DISPOSAL: Do not contaminate water, food or feed by disposal. Waste resulting from this product may be disposed of on site or at an approved waste disposal facility.

CONTAINER DISPOSAL: Nonrefillable Containers 5 Gallons or Less: Nonrefillable container. Do not reuse or refill this container. Triple rinse container (or equivalent) promptly after emptying. **Triple rinse as follows:** Empty the remaining contents into application equipment or a mix tank and drain for 10 seconds after the flow begins to drip. Fill the container 1/4 full with water and recap. Shake for 10 seconds. Pour rinsate into application equipment or a mix tank or store rinsate for later use or disposal. Drain for 10 seconds after the flow begins to drip. Repeat this procedure two more times. Then offer for recycling or reconditioning, or puncture and dispose of in a sanitary landfill, or by other procedures approved by State and local authorities. Plastic containers are also disposable by incineration, or, if allowed by State and local authorities, by burning. If burned stay out of smoke.

Nonrefillable containers larger than 5 gallons: Nonrefillable container. Do not reuse or refill this container. Offer for recycling if available. If recycling or reconditioning not available, puncture and dispose of in a sanitary landfill, or by other procedures approved by State and local authorities. Plastic containers are also disposable by incineration, or, if allowed by State and local authorities, by burning. If burned stay out of smoke. Triple rinse or pressure rinse container (or equivalent) promptly after emptying. **Triple rinse as follows:** Empty the remaining contents into application equipment or a mix tank. Fill the container 1/4 full with water. Replace and tighten closures. Tip container on its side and roll it back and forth, ensuring at least one complete revolution, for 30 seconds. Stand the container on its end and tip it back and forth several times. Turn the container over onto its other end and tip it back and forth several times. Empty the rinsate into application equipment or a mix tank or store rinsate for later use or disposal. Repeat this procedure two more times. **Pressure rinse as follows:** Empty the remaining contents into application equipment or a mix tank and continue to drain for 10 seconds after the flow begins to drip. Hold container upside down over application equipment or mix tank or collect rinsate for later use or disposal. Insert pressure rinsing nozzle in the side of the container, and rinse at about 40 psi for at least 30 seconds. Drain for 10 seconds after the flow begins to drip.

Refillable containers larger than 5 gallons: Refillable container. Refill this container with pesticide only. Do not reuse this container for any other purpose. Cleaning the container before final disposal is the responsibility of the person disposing of the container. Cleaning before refilling is the responsibility of the refiller. To clean the container before final disposal, empty the remaining contents from this container into application equipment or a mix tank. Fill the container about 10% full with water. Agitate vigorously or recirculate water with the pump for two minutes. Pour or pump rinsate into application equipment or rinsate collection system. Repeat this rinsing procedure two more times.

OR

Refillable Container: Refill this container with pesticide only. Do not reuse this container for any other purpose. Close all openings and replace all caps. Contact Nufarm's Customer Service Department at 1-800-345-3330 to arrange for return of the empty refillable container.

WARRANTY DISCLAIMER

The directions for use of this product must be followed carefully. TO THE EXTENT CONSISTENT WITH APPLICABLE LAW, (1) THE GOODS DELIVERED TO YOU ARE FURNISHED "AS IS" BY MANUFACTURER OR SELLER AND (2) MANUFACTURER AND SELLER MAKE NO WARRANTIES, GUARANTEES, OR REPRESENTATIONS OF ANY KIND TO BUYER OR USER, EITHER EXPRESS OR IMPLIED, OR BY USAGE OF TRADE, STATUTORY OR OTHERWISE, WITH REGARD TO THE PRODUCT SOLD, INCLUDING, BUT NOT LIMITED TO MERCHANTABILITY, FITNESS FOR A PARTICULAR PURPOSE, USE, OR ELIGIBILITY OF THE PRODUCT FOR ANY PARTICULAR TRADE USAGE. UNINTENDED CONSEQUENCES, INCLUDING BUT NOT LIMITED TO INEFFECTIVENESS, MAY RESULT BECAUSE OF SUCH FACTORS AS THE PRESENCE OR ABSENCE OF OTHER MATERIALS USED IN COMBINATION WITH THE GOODS, OR THE MANNER OF USE OR APPLICATION, INCLUDING WEATHER, ALL OF WHICH ARE BEYOND THE CONTROL OF MANUFACTURER OR SELLER AND ASSUMED BY BUYER OR USER. THIS WRITING CONTAINS ALL OF THE REPRESENTATIONS AND AGREEMENTS BETWEEN BUYER, MANUFACTURER AND SELLER, AND NO PERSON OR AGENT OF MANUFACTURER OR SELLER HAS ANY AUTHORITY TO MAKE ANY REPRESENTATION OR WARRANTY OR AGREEMENT RELATING IN ANY WAY TO THESE GOODS.

LIMITATION OF LIABILITY

TO THE EXTENT CONSISTENT WITH APPLICABLE LAW, IN NO EVENT SHALL MANUFACTURER OR SELLER BE LIABLE FOR SPECIAL, INCIDENTAL, OR CONSEQUENTIAL DAMAGES, OR FOR DAMAGES IN THEIR NATURE OF PENALTIES RELATING TO THE GOODS SOLD, INCLUDING USE, APPLICATION, HANDLING, AND DISPOSAL. TO THE EXTENT CONSISTENT WITH APPLICABLE LAW, MANUFACTURER OR SELLER SHALL NOT BE LIABLE TO BUYER OR USER BY WAY OF INDEMNIFICATION TO BUYER OR TO CUSTOMERS OF BUYER, IF ANY, OR FOR ANY DAMAGES OR SUMS OF MONEY, CLAIMS OR DEMANDS WHATSOEVER, RESULTING FROM OR BY REASON OF, OR ARISING OUT OF THE MISUSE, OR FAILURE TO FOLLOW LABEL WARNINGS OR INSTRUCTIONS FOR USE, OF THE GOODS SOLD BY MANUFACTURER OR SELLER TO BUYER. ALL SUCH RISKS SHALL BE ASSUMED BY THE BUYER, USER, OR ITS CUSTOMERS. TO THE EXTENT CONSISTENT WITH APPLICABLE LAW, BUYER'S OR USER'S EXCLUSIVE REMEDY, AND MANUFACTURER'S OR SELLER'S TOTAL LIABILITY SHALL BE FOR DAMAGES NOT EXCEEDING THE COST OF THE PRODUCT.

If you do not agree with or do not accept any of directions for use, the warranty disclaimers, or limitations on liability, do not use the product, and return it unopened to the Seller, and the purchase price will be refunded.

[Mepex is a registered trademark of Nufarm Americas Inc.]
Gin Out is a trademark of Nufarm Americas Inc.
All other trademarks are the property of their respective owners.

