

228-595

1/14/2010

1 of 12



UNITED STATES ENVIRONMENTAL PROTECTION AGENCY
WASHINGTON, D.C. 20460

OFFICE OF
PREVENTION, PESTICIDES AND
TOXIC SUBSTANCES

Mr. Matthew Granahan
Registrations Manager
Nurfarm Americas, Inc,
150 Harvester Drive, Suite 200
Burr Ridge, IL 60527

JAN 14 2010

Subject: Notification(s) for Label Revisions under PRN 2007-4

Dear Mr. Granahan:

The Agency is in receipt of your Application(s) for Pesticide Notification under Pesticide Registration Notices (PRN) 2007-4 dated October 15, 2009 for:

EPA Registration 228-595

**Quincept Herbicide Premium Lawn Weed
Killer**

The Registration Division (RD) has conducted a review of the request(s) for applicability under PRN 2007-4 and finds that the label changes requested fall within the scope of PRN-2007-4. The label has been date-stamped "Notification" and will be placed in our records.

Please be reminded that 40 CFR Part 156.140(a)(4) requires that a batch code, lot number, or other code identifying the batch of the pesticide distributed and sold be placed on nonrefillable containers. The code may appear either on the label (and can be added by non-notification/PR Notice 98-10) or durably marked on the container itself.

If you have any questions, please contact me directly at 703-305-6249 or Joyce Edwards of my staff at 703-308-5479.

Sincerely,

Linda Arrington
Notifications & Minor Formulations Team Leader
Registration Division (7505P)
Office of Pesticide Programs

209/12



Please read instructions on reverse before completing form.

Form Approved. OMB No. 2070-0060

<p>United States Environmental Protection Agency Washington, DC 20460</p>	<input type="checkbox"/> Registration <input type="checkbox"/> Amendment <input checked="" type="checkbox"/> Other	OPP Identifier Number
--	--	-----------------------

Application for Pesticide - Section I

1. Company/Product Number 228-595	2. EPA Product Manager Joanne Miller	3. Proposed Classification <input type="checkbox"/> None <input type="checkbox"/> Restricted
4. Company/Product (Name) Quincept Premium Lawn Weed Killer	PM# 23	
5. Name and Address of Applicant (Include ZIP Code) Nufarm Americas, Inc. 150 Harvester Drive, Suite 200 Burr Ridge, IL 60527 <input type="checkbox"/> Check if this is a new address		6. Expedited Review. In accordance with FIFRA Section 3(c)(3) (b)(i), my product is similar or identical in composition and labeling to: EPA Reg. No. _____ Product Name _____

Section - II

<input type="checkbox"/> Amendment - Explain below.	<input type="checkbox"/> Final printed labels in response to Agency letter dated _____	NOTIFICATION JAN 14 2010
<input type="checkbox"/> Resubmission in response to Agency letter dated _____	<input type="checkbox"/> "Me Too" Application.	
<input checked="" type="checkbox"/> Notification - Explain below.	<input type="checkbox"/> Other - Explain below.	

Explanation: Use additional page(s) if necessary. (For section I and Section II.)
 Notification of label change per PR Notice 2007-4 and PR Notice 1998-10. This notification is consistent with the guidance in PR Notice 2007-4 and PR Notice 1998-10 and the requirements of EPA's regulations at 40 CFR §§ 156.10, 156.140, 156.144, 156.146, 156.156 and 152.46. No other changes have been made to the labeling or the Confidential Statement of Formula for this product. I understand that it is a violation of 18 U.S.C. Sec. 1001 to willfully make any false statement to EPA. I further understand that if the amended label is not consistent with the requirements of PR Notice 1998-10 and 40 CFR §§ 156.10, 156.140, 156.144, 156.146, 156.156 and 152.46, this product may be in violation of FIFRA and I may be subject to enforcement action and penalties under sections 12 and 14 of FIFRA.

Section - III

1. Material This Product Will Be Packaged In:					
Child-Resistant Packaging <input type="checkbox"/> Yes <input checked="" type="checkbox"/> No	Unit Packaging <input type="checkbox"/> Yes <input checked="" type="checkbox"/> No	Water Soluble Packaging <input type="checkbox"/> Yes <input checked="" type="checkbox"/> No	2. Type of Container <input type="checkbox"/> Metal <input checked="" type="checkbox"/> Plastic <input type="checkbox"/> Glass <input type="checkbox"/> Paper <input type="checkbox"/> Other (Specify) _____		
* Certification must be submitted		If "Yes" Unit Packaging wgt.	No. per container	If "Yes" Package wgt.	No. per container
3. Location of Net Contents Information <input checked="" type="checkbox"/> Label <input type="checkbox"/> Container		4. Size(s) Retail Container 1 pt. to 1 gal. containers		5. Location of Label Directions <input type="checkbox"/>	
6. Manner in Which Label is Affixed to Product <input checked="" type="checkbox"/> Lithograph <input checked="" type="checkbox"/> Paper glued <input checked="" type="checkbox"/> Stenciled <input type="checkbox"/> Other _____					

Section - IV

1. Contact Point (Complete items directly below for identification of individual to be contacted, if necessary, to process this application.)		
Name Matthew Granahan matthew.granahan@us.nufarm.com	Title Registration Manager	Telephone No. (include Area Code) (630) 455-2048
Certification I certify that the statements I have made on this form and all attachments thereto are true, accurate and complete. I acknowledge that any knowingly false or misleading statement may be punishable by fine or imprisonment or both under applicable law.		6. Date Application Received (Stamped)
2. Signature 		
3. Title Registration Manager		
4. Typed Name Matthew Granahan		5. Date 10/15/09



30812

Nufarm Americas Inc.
150 Harvester Drive, Suite 200
Burr Ridge, IL 60527
Telephone: (630) 455.2000 Facsimile: (630) 455.2001
www.us.nufarm.com

October 15, 2009

Via Overnight Courier

U. S. Environmental Protection Agency (7504P)
Document Processing Desk (NOTIF)
Room S4900, One Potomac Yard
2777 S. Crystal Drive
Arlington, VA 22202

**Subject: Quincept Herbicide Premium Lawn Weed Killer
EPA Reg. No. 228-595
Label Notification per PR Notice 07-04**

Dear Ms. Hobgood:

Nufarm Americas Inc. would like to remove language to subject product's label.
The proposed language is consistent with PR Notice 07-04.

To process this request please find enclosed the following:

- Application for Pesticide Registration EPA form 8570-1
- Revised labeling with areas of change clearly identified (1 copy)
- Revised labeling – clean (1 copy)

If you should have any questions regarding this matter, please feel free to
contact at matthew.granahan@us.nufarm.com or at (630) 455-2048.

Sincerely,



Matthew Granahan
Registrations Manager
Nufarm Americas, Inc.

Handwritten markings and illegible text at the bottom right of the page.

4 of 12

QUINCEPT® HERBICIDE

PREMIUM LAWN WEED KILLER Concentrate

FOR SELECTIVE BROADLEAF AND CERTAIN GRASSY WEED CONTROL IN RESIDENTIAL AND ORNAMENTAL TURFGRASSES. TO CONTROL CRABGRASS, DANDELION, CLOVER, HENBIT, PLANTAINS, WILD ONION, AND MANY OTHER LISTED LAWN WEEDS. ALSO FOR HIGHWAYS, RIGHT-OF-WAYS AND OTHER SIMILAR NONCROP AREAS.

NOTIFICATION

CONTAINS 2,4-D, QUINCLORAC AND DICAMBA
1 QUART TREATS (COVERS) UP TO 5,000 SQ. FT.

JAN 14 2010

ACTIVE INGREDIENTS:

2,4-D DMA*	6.557%
Quinclorac**	4.085%
Dicamba Acid***	0.681%

OTHER INGREDIENTS:	<u>88.677%</u>
TOTAL:	100.000%

Isomer Specific Method, Equivalent to:


* 2,4-D	5.446%, 0.4591 lbs./gal.
** Quinclorac	4.085%, 0.3443 lbs./gal.
*** Dicamba Acid	0.574%, 0.0574 lbs./gal.

KEEP OUT OF REACH OF CHILDREN
CAUTION
SEE INSIDE BOOKLET FOR FIRST AID AND ADDITIONAL PRECAUTIONARY STATEMENTS

For Chemical Spill, Leak, Fire, or Exposure, Call CHEMTREC (800) 424-9300
For Medical Emergencies Only, Call (877) 325-1840

EPA REG. NO. 228-595
EPA EST. NO.

Manufactured For
NUFARM AMERICAS INC.
150 Harvester Drive
Burr Ridge, IL 60527



NET CONTENTS: ___ GALS. ___ QT. ___ PT.

000228.00595.20090708.EPA.PRN2007-04
NUP-07309

**PRECAUTIONARY STATEMENTS
HAZARDS TO HUMANS AND DOMESTIC ANIMALS
CAUTION**

Harmful if swallowed. Causes moderate eye irritation. Wash thoroughly with soap and water after handling and before eating, drinking, chewing gum, or using tobacco. Avoid contact with eyes or on clothing. Wear protective eyewear. Wear long-sleeved shirt and long pants, socks, shoes, and gloves.

PERSONAL PROTECTIVE EQUIPMENT (PPE)

Some materials that are chemical-resistant to this product are listed below. If you want more options, follow the instructions for category A on an EPA chemical-resistance category selection chart.

All mixers, loaders, applicators, and other handlers must wear:

- Long-sleeved shirt and long pants
- Shoes plus socks, and
- Chemical-resistant gloves

See engineering controls for additional requirements and exceptions.

Engineering Controls Statements: If this container is five gallons or more in capacity, do not open pour product from this container. A mechanical system (such as a probe and pump or spigot) must be used for transferring the contents of this container. If the contents of a non-refillable pesticide container are emptied, the probe must be rinsed before removal. If the mechanical system is used in a manner that meets the requirements listed in the Worker Protection Standard (WPS) for agricultural pesticides [40 CFR 1 70.240(d)(4-6)], the handler PPE requirements may be reduced or modified as specified in the WPS.

USER SAFETY RECOMMENDATIONS	
Follow manufacturer's instructions for cleaning/maintaining PPE. If no such instructions for washables exist, use detergent and hot water. Keep and wash PPE separately from other laundry.	

FIRST AID	
IF SWALLOWED	<ul style="list-style-type: none"> • Call a poison control center or doctor immediately for treatment advice. • Have person sip a glass of water if able to swallow. • Do not induce vomiting unless told to do so by the poison control center or doctor. • Do not give anything by mouth to an unconscious person.
IF IN EYES	<ul style="list-style-type: none"> • Hold eye open and rinse slowly and gently with water for 15 to 20 minutes. • Remove contact lenses, if present, after the first 5 minutes, then continue rinsing eye. • Call a poison control center or doctor for treatment advice.


HOT LINE NUMBER	
Have the product container or label with you when calling a poison control center or doctor, or going for treatment. You may also contact 1-877-325-1840 for emergency medical treatment information.	

ENVIRONMENTAL HAZARDS

This product is toxic to fish and aquatic invertebrates. Drift or runoff may be hazardous to aquatic organisms in water adjacent to treated areas. Drift or runoff may adversely affect nontarget plants. Do not apply directly to water, or to areas where surface water is present or to intertidal areas below the mean high water mark. Do not apply when weather conditions favor drift from target area. Clean and rinse spray equipment using soap or detergent and water, and rinse thoroughly before reuse for other spraying. When cleaning equipment, do not pour washwater on the ground; spray or drain over a large area away from wells and other water sources. Do not contaminate water when disposing of equipment washwaters or rinsate. Do not apply this product through any type of irrigation system. Do not contaminate water used for irrigation or domestic purposes.

The chemicals in this product have properties and characteristics associated with chemicals detected in groundwater. The use of these chemicals in areas where soils are permeable, particularly where the water table is shallow, may result in groundwater contamination. Application around a cistern or well may result in contamination of drinking water or groundwater.

Most cases of groundwater contamination involving phenoxy herbicides such as 2,4-D have been associated with mixing/loading and disposal sites. Caution should be exercised when handling these herbicides at such sites to prevent contamination of groundwater supplies. Use of closed systems for mixing or transferring this pesticide will reduce the probability of spills. Placement of the mixing/loading equipment on an impervious pad to contain spills will help prevent groundwater contamination.



DIRECTIONS FOR USE

It is a violation of Federal law to use this product in a manner inconsistent with its labeling. READ ENTIRE LABEL BEFORE USING THIS PRODUCT. USE STRICTLY IN ACCORDANCE WITH LABEL PRECAUTIONARY STATEMENTS AND DIRECTIONS.

Do not apply this product in a way that will contact workers or other persons, either directly or through drift. Only protected handlers may be in the area during application. For any requirements specific to your State or Tribe, consult the agency responsible for pesticide regulation.

This product is for use on Ornamental Turf Lawns (Residential, Industrial and Institutional), Parks, Cemeteries, Athletic Fields and Golf Courses (tolerant species only) and similar turf areas; also for use on Sod Farms.

USE PRECAUTIONS

Avoid drift of spray mist to vegetables, flowers, ornamental plants, shrubs, trees and other desirable plants. Do not pour spray solutions near desirable plants. Avoid fine mists. Use lawn type sprayer with coarse spray as wind drift is less likely. Avoid contact with exposed feeder roots of ornamentals and trees. Maximum control of weeds will be obtained from spring or early fall applications when weeds are actively growing. Use the higher rate for hard-to-control weeds. Do not exceed specified dosages for any area; be particularly careful within the dripline of tree and other ornamental species. Avoid broadcast applications when air temperature exceeds 90°F. When using small, spot treatment applications in temperature over 90°F, turf injury may occur.

Do not use clippings as mulch or compost around flowers, ornamentals, trees, or in vegetable gardens.


The suitable use of this product on non-recommended turf species may be determined by treating a small area at any rate/acre (or rate/1,000 sq. ft.) which does not exceed the maximum labeled rate for the turf type where the product is to be applied. The treated area should be observed for any sign of turf injury for a period of 30 days of normal growing conditions to determine the phytotoxicity and efficacy to the treated area.

Do not apply this product by air or through any type of irrigation equipment.

Adding oil, wetting agent, or other surfactant to the spray may be used to increase effectiveness on weeds but doing so may reduce selectivity to turf resulting in turf damage. Clean and rinse spray equipment using soap or detergent and water, and rinse thoroughly before reuse for other sprays.

This product can be mixed with some liquid fertilizers or liquid iron materials. Because liquid fertilizer and liquid iron differ in pH, free ammonia content, density, salt concentration and percentage of water, a compatibility test is recommended prior to mixing in application equipment. All regulations, either State or Federal, relating to the application of liquid fertilizers or liquid iron and this product must be strictly followed.

Make no more than 2 applications per year. For ornamental lawns and turf, apply no more than 1.5 lbs. ae 2,4-D per acre (0.5 oz. ae 2,4-D per 1,000 sq. ft.) per application and no more than 3.0 lbs. ae 2,4-D per acre (1.0 oz. ae 2,4-D per 1,000 sq. ft.) per year, excluding spot treatments. For turf grown for seed or sod, apply no more than 2.0 lbs. ae 2,4-D per acre (0.75 oz. ae 2,4-D per 1,000 sq. ft.) per application, with a minimum of 21 days between applications.



This product combines three proven active ingredients [Quinclorac, 2,4-D, and Dicamba] to provide broad spectrum control of grassy and broadleaf weeds. This herbicide is absorbed by foliage and roots of weeds and translocated throughout the plant. USE AS DIRECTED TO CONTROL OR SUPPRESS THE FOLLOWING WEEDS:

WEEDS:

GRASSY WEEDS

- Crabgrass, Large
- Crabgrass, Smooth
- Barnyardgrass
- Foxtail, Giant
- Foxtail, Green
- Foxtail, Yellow
- Signalgrass;
- Broadleaf

BROADLEAF WEEDS

- Alder
- Annual yellow sweet clover
- Artichoke
- Aster
- Austrian fieldcress
- Bedstraw
- Beggartick
- Biden
- Bindweed
- Bird vetch
- Bitterweed
- Bitter wintercress
- Black-eyed Susan
- Black medic
- Black mustard
- Blackseed plantain
- Blessed thistle
- Blue lettuce
- Blue vervain
- Box elder
- Bracted plantain
- Brassbuttons
- Bristly oxtongue
- Broadleaf dock
- Broadleaf plantain
- Broomweed
- Buckhorn
- Buckhorn plantain
- Bulbous buttercup
- Bull nettle
- Bull thistle
- Burdock
- Burning nettle
- Bur ragweed
- Burweed
- Buttercup
- Canada thistle

- Carolina geranium
- Carpetweed
- Catchweed bedstraw
- Catsear
- Catnip
- Chickweed
- Chicory
- Cinquefoil
- Common chickweed
- Common mullein
- Common sowthistle
- Corn chamomile
- Creeping Jenny
- Crimson clover
- Croton
- Cudweed
- Curly dock
- Curly indigo
- Dandelion
- Dead Nettle
- Dock
- Dollarweed
- Dogbane
- Dogfennel
- Elderberry
- English daisy
- Fall dandelion
- False dandelion
- False flax
- False sunflower
- Fiddleneck
- Field bindweed
- Field pansy
- Flea bane (Daisy)
- Flixweed
- Florida betony
- Florida pusley
- Frenchweed
- Galinsoga
- Garlic mustard
- Goathead
- Goatsbeard
- Goldenrod
- Ground ivy
- Gumweed
- Hairy bittercress
- Hairy fleabane
- Hawkweed
- Healall
- Heartleaf drymary

- Hedge bindweed
- Hedge mustard
- Hemp
- Henbit
- Hoary cress
- Horsetail
- Indiana mallow
- Ironweed
- Jewelweed
- Jimsonweed
- Kochia
- Knawel
- Knotweed
- Lambsquarter
- Lespedeza
- Locoweed
- Lupine
- Mallow
- Marshelder
- Matchweed
- Mexicanweed
- Milk vetch
- Milkweed
- bloodflower
- Mugwort
- Morningglory
- Mouseear
- chickweed
- Musk thistle
- Mustard
- Narrowleaf plantain
- Narrowleaf vetch
- Nettle
- Orange hawkweed
- Oxalis
- Oxeye daisy
- Parsley-piert
- Parsnip
- Pearlwort
- Pennycress
- Pennywort
- Peppergrass
- Pepperweed
- Pigweed
- Pineywoods
- bedstraw
- Plains coeopsis
- Plantain
- Poison hemlock
- Poison ivy
- Poison oak

- Pokeweed
- Poorjoe
- Povertyweed
- Prostrate spurge
- Prostrate vervain
- Puncture vine
- Purslane
- Ragweed
- Red clover
- Redroot pigweed
- Red sorrel
- Redstem filaree
- Rough cinquefoil
- Rough fleabane
- Roundleafed marigold
- Rush
- Russian pigweed
- Russian thistle
- St. Johnswort
- Scarlet pimpernel
- Scotch thistle
- Sheep sorrel
- Shepherdspurge
- Slender plantain
- Smallflower galinsoga
- Smartweed
- Smooth dock
- Smooth pigweed
- Sneezeweed
- Southern wild rose
- Sowthistle
- Spanishneedle
- Spatterdock
- Speedwell
- Spiny amaranth
- Spiny cocklebur
- Spotted catsear
- Spotted knapweed
- Spotted spurge
- Spurge
- Spurweed
- Stinging nettle
- Stinkweed
- Stichwort
- Strawberry clover
- Sumac
- Sunflower
- Sweet clover
- Tall nettle
- Tarweed
- Thistle
- Tick trefoil
- Toadflax
- Trailing crown vetch
- Tumble mustard
- Tumble pigweed
- Tumbleweed
- Velvet leaf
- Venice mallow
- Veronica
- Vervain
- Vetch
- Violet, wild
- Virginia buttonweed
- Virginia creeper
- Virginia pepperweed
- Wavyleaf bullthistle
- Western clematis
- Western salsify
- White clover
- White mustard
- Wild mustard
- Wild aster
- Wild buckwheat
- Wild carrot
- Wild four-o'clock,
- Wild garlic
- Wild geranium
- Wild lettuce
- Wild marigold
- Wild onion
- Wild parsnip
- Wild radish
- Wild rape
- Wild strawberry
- Wild sweet potato
- Wild vetch
- Willow
- Witchweed
- Woodsorrel
- Woolly croton
- Woolly plantain
- Wormseed
- Yarrow
- Yellow Rocket
- Yellow flower pepperweed
- and other broadleaf weeds.

Some of these species may require repeat spot applications and/or use of the maximum recommended rate of this product label even under ideal conditions for application.

USE TIPS

GENERAL TIPS

- Shake well before using.
- Spray during the growing season when weeds are young and growing actively.
- For best results, do not mow for 2 days before or after treating.
- Avoid entire lawn treatments when air temperature exceeds 90°F.
- Do not allow spray to get on ornamental plants or vegetables since injury may result. Do not spray around roots of ornamentals and trees.
- Do not use on lawns with desirable clovers and legumes or on ornamentals.
- Avoid sprays which are too fine because they can drift and damage other plants.
- If certain tough weeds are not dead within 3 weeks, repeat with spot treatment application.

TIMING

Apply this product to young, actively growing weeds as a postemergence entire lawn or spot spray. Follow-up applications may be required for dense infestations of broadleaf and grassy weeds.

- Applications of this product made to annual grasses at 2 to 4 tiller may not provide complete control.
- **Newly seeded areas:** Application to grass seedlings is not recommended until after the third mowing.
- **Newly sodded, sprigged or plugged areas:** Application should be delayed until 3 to 4 weeks after the sodding, sprigging or plugging operations. Delay applications for 4 weeks after seeding and emergence of Kentucky bluegrass, perennial ryegrass and fine fescues.
- **Seeding:** Delay applications for 4 weeks after seeding and emergence of turf species listed in this label.
- **Mowing:** Do not mow for two days before or two days after application. Clippings for the first three mowing should be left in the application area. Do not use clippings as mulch or compost around flowers, ornamentals, trees or in vegetable gardens.

IRRIGATION AND RAINFALL:

- If soil moisture is not sufficient prior to application, irrigation may improve weed control. For best results do not water or irrigate for 24 hours after application. If rainfall does not occur in 2 to 7 days after application, irrigation of at least one-half inch is required.

USE SITES

This product can be applied postemergence to the following turfgrasses:

HIGHLY TOLERANT TURFGRASSES	MODERATELY TOLERANT TURFGRASSES	DO NOT APPLY TO THE FOLLOWING TURFGRASSES
<p>COOL SEASON TURFGRASS</p> <p>Bluegrass, Kentucky Fescue, Tall Ryegrass, Annual Ryegrass, Perennial</p>	<p>COOL SEASON TURFGRASS</p> <p>Bentgrass, Creeping (1,3) Bluegrass, Annual (Poa Annua) (1) Bluegrass, Rough (Poa trivialis) Fescue, Chewing's Fescue, Fine (2) Fescue, Hard Fescue, Red</p> <p>WARM SEASON TURFGRASS</p> <p>Bermudagrass, Common (1) Bermudagrass, (Hybrids) (1) Zoysiagrass</p>	<p>Bahiagrass Bentgrass, Colonial Bentgrass, Seaside Buffalograss Carpetgrass Centipedegrass Dichondra Paspalum, Seashore St. Augustinegrass</p>

1. Temporary yellowing and discoloration on these species may occur after application.
2. Only apply to fine fescue when it is part of a blend.
3. Application to established creeping Bentgrass must be applied in 2 to 3 split applications at 2.4 to 4.0 fl. oz. per 1,000 sq. ft.

Warm season turfgrasses such as Common Bermuda and Zoysia may see temporary discoloration. Do not apply during growth stages from dormancy to green-up and from green-up to dormancy.

HOW MUCH TO USE

SPOT TREATMENT

Pressure Sprayer [Pump-up Sprayer]: Adjust spray nozzle to give a coarse spray. Aim at center of weed and spray to wet. One application should be sufficient. Effects begin to show after a few days and weeds gradually die. A repeat application may be required in 3 to 4 weeks for hard-to-kill (or control) weeds. Do not use a hose-end sprayer for spot treatment.

AMOUNT OF CONCENTRATE (FLUID OUNCES)	AMOUNT OF WATER (GALLONS)	AREA TREATED (SQUARE FEET)
6.4	4	1,000
3.2	2	500
1.6	1	250

ENTIRE LAWN TREATMENT

Dial Type Hose-end Sprayers: Spray lawn using a coarse spray. Apply evenly over area to be treated. One application should be sufficient. Effects begin to show after a few days and weeds gradually die.

- 1) Measure the total square foot area to be sprayed. To determine the total square foot area, multiply the length by the width of the lawn area to be treated. Subtract square footage of non-treatment areas including flower beds, shrub beds, driveways, and sidewalks.
- 2) The application rate of this product is 6.4 fluid ounces per 1,000 sq. ft. of lawn. Add 6.4 fl. oz. of this product to the spray bottle [jar], [reservoir] for every 1,000 sq. ft. of lawn area to be treated.
- 3) Set the dial to the 2.5 fl. oz. per gallon mix rate.
- 4) Connect to hose, turn on water and spray evenly over the lawn treatment area.

AREA TO BE TREATED (SQUARE FEET)	AMOUNT OF PRODUCT NEEDED (FLUID OUNCES)
1,000	6.4
2,000	12.8
3,000	19.2
4,000	25.6
5,000	32.0

Broadcast Application: Spray lawn using a coarse spray. Apply evenly over area to be treated. One application should be sufficient. Effects begin to show after a few days and weeds gradually die.

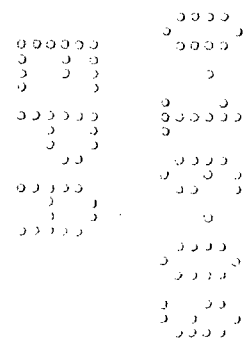
AREA TO BE TREATED (SQUARE FEET)	AMOUNT OF PRODUCT NEEDED (FLUID OUNCES)
1,000	6.4
2,000	12.8
3,000	19.2
4,000	25.6
5,000	32.0

Ready-to-spray Hose-end Sprayers: [This product is packaged in a ready-to-spray packaging containing a plastic container fitted with a spray head that sprays the solution at a fixed concentration.] Apply evenly over area to be treated. One application should be sufficient. Effects begin to show after a few days and weeds gradually die.

This sprayer bottle will treat 5,000 sq. ft. when applied at 6.4 fluid ounces of this product per 1,000 sq. ft.

Instructions

1. Attach garden hose to spray head.
2. Turn on water supply.
3. Bend safety tab down and turn control valve to "water".
4. Point nozzle toward lawn and turn control valve to "on". Product will automatically mix with water.
5. Walk back and forth at a steady pace and spray evenly over the lawn treatment area.



STORAGE AND DISPOSAL

Do not contaminate water, food or feed by storage or disposal.

PESTICIDE STORAGE: Always use original container to store pesticides in a secured warehouse or storage building. Store at temperatures above 32°F. If allowed to freeze, remix before using. This does not alter the product. Containers should be opened in well ventilated areas. Keep container tightly sealed when not in use. Do not stack cardboard cases more than two pallets high. Do not store near open containers of fertilizer, seed or other pesticides.

PESTICIDE DISPOSAL: Pesticide wastes are toxic. If container is damaged or if pesticide has leaked, contain all spillage. Absorb and clean up all spilled material with granules or sand. Place in a closed, labeled container for proper disposal. Improper disposal of excess pesticide, spray mixtures, or rinsate is a violation of Federal law and may contaminate groundwater. If these wastes cannot be disposed of by use according to label instructions, contact your State Pesticide or Environmental Control Agency, or the Hazardous Waste representative at the nearest EPA Regional Office for guidance.

CONTAINER DISPOSAL:

Nonrefillable Containers 5 Gallons or Less: Nonrefillable container. Do not reuse or refill this container. Offer for recycling if available. Triple rinse container (or equivalent) promptly after emptying. **Triple rinse as follows:** Empty the remaining contents into application equipment or a mix tank and drain for 10 seconds after the flow begins to drip. Fill the container 1/4 full with water and recap. Shake for 10 seconds. Pour rinsate into application equipment or a mix tank or store rinsate for later use or disposal. Drain for 10 seconds after the flow begins to drip. Repeat this procedure two more times. Then offer for recycling or reconditioning, or puncture and dispose of in a sanitary landfill, or by other procedures approved by State and local authorities. Plastic containers are also disposable by incineration, or, if allowed by State and local authorities, by burning. If burned stay out of smoke.

Nonrefillable containers larger than 5 gallons: Nonrefillable container. Do not reuse or refill this container. Offer for recycling if available. Triple rinse or pressure rinse container (or equivalent) promptly after emptying. **Triple rinse as follows:** Empty the remaining contents into application equipment or a mix tank. Fill the container 1/4 full with water. Replace and tighten closures. Tip container on its side and roll it back and forth, ensuring at least one complete revolution, for 30 seconds. Stand the container on its end and tip it back and forth several times. Turn the container over onto its other end and tip it back and forth several times. Empty the rinsate into application equipment or a mix tank or store rinsate for later use or disposal. Repeat this procedure two more times. **Pressure rinse as follows:** Empty the remaining contents into application equipment or a mix tank and continue to drain for 10 seconds after the flow begins to drip. Hold container upside down over application equipment or mix tank or collect rinsate for later use or disposal. Insert pressure rinsing nozzle in the side of the container, and rinse at about 40 psi for at least 30 seconds. Drain for 10 seconds after the flow begins to drip.

Refillable containers larger than 5 gallons: Refillable container. Refill this container with pesticide only. Do not reuse this container for any other purpose. Cleaning the container before final disposal is the responsibility of the person disposing of the container. Cleaning before refilling is the responsibility of the refiller. To clean the container before final disposal, empty the remaining contents from this container into application equipment or a mix tank. Fill the container about 10% full with water and, if possible, spray all sides while adding water. Agitate vigorously or recirculate water with the pump for two minutes. Pour or pump rinsate into application equipment or rinsate collection system. Repeat this rinsing procedure two more times.

WARRANTY DISCLAIMER

The directions for use of this product must be followed carefully. TO THE EXTENT CONSISTENT WITH APPLICABLE LAW, (1) THE GOODS DELIVERED TO YOU ARE FURNISHED "AS IS" BY MANUFACTURER OR SELLER AND (2) MANUFACTURER AND SELLER MAKE NO WARRANTIES, GUARANTEES, OR REPRESENTATIONS OF ANY KIND TO BUYER OR USER, EITHER EXPRESS OR IMPLIED, OR BY USAGE OF TRADE, STATUTORY OR OTHERWISE, WITH REGARD TO THE PRODUCT SOLD, INCLUDING, BUT NOT LIMITED TO MERCHANTABILITY, FITNESS FOR A PARTICULAR PURPOSE, USE, OR ELIGIBILITY OF THE PRODUCT FOR ANY PARTICULAR TRADE USAGE. UNINTENDED CONSEQUENCES, INCLUDING BUT NOT LIMITED TO INEFFECTIVENESS, MAY RESULT BECAUSE OF SUCH FACTORS AS THE PRESENCE OR ABSENCE OF OTHER MATERIALS USED IN COMBINATION WITH THE GOODS, OR THE MANNER OF USE OR APPLICATION, INCLUDING WEATHER, ALL OF WHICH ARE BEYOND THE CONTROL OF MANUFACTURER OR SELLER AND ASSUMED BY BUYER OR USER. THIS WRITING CONTAINS ALL OF THE REPRESENTATIONS AND AGREEMENTS BETWEEN BUYER, MANUFACTURER AND SELLER, AND NO PERSON OR AGENT OF MANUFACTURER OR SELLER HAS ANY AUTHORITY TO MAKE ANY REPRESENTATION OR WARRANTY OR AGREEMENT RELATING IN ANY WAY TO THESE GOODS.

LIMITATION OF LIABILITY

TO THE EXTENT CONSISTENT WITH APPLICABLE LAW, IN NO EVENT SHALL MANUFACTURER OR SELLER BE LIABLE FOR SPECIAL, INCIDENTAL, OR CONSEQUENTIAL DAMAGES, OR FOR DAMAGES IN THEIR NATURE OF PENALTIES RELATING TO THE GOODS SOLD, INCLUDING USE, APPLICATION, HANDLING, AND DISPOSAL. TO THE EXTENT CONSISTENT WITH APPLICABLE LAW, MANUFACTURER OR SELLER SHALL NOT BE LIABLE TO BUYER OR USER BY WAY OF INDEMNIFICATION TO BUYER OR TO CUSTOMERS OF BUYER, IF ANY, OR FOR ANY DAMAGES OR SUMS OF MONEY, CLAIMS OR DEMANDS WHATSOEVER, RESULTING FROM OR BY REASON OF, OR ARISING OUT OF THE MISUSE, OR FAILURE TO FOLLOW LABEL WARNINGS OR INSTRUCTIONS FOR USE, OF THE GOODS SOLD BY MANUFACTURER OR SELLER TO BUYER. ALL SUCH RISKS SHALL BE ASSUMED BY THE BUYER, USER, OR ITS CUSTOMERS. TO THE EXTENT CONSISTENT WITH APPLICABLE LAW, BUYER'S OR USER'S EXCLUSIVE REMEDY, AND MANUFACTURER'S OR SELLER'S TOTAL LIABILITY SHALL BE FOR DAMAGES NOT EXCEEDING THE COST OF THE PRODUCT.

If you do not agree with or do not accept any of directions for use, the warranty disclaimers, or limitations on liability, do not use the product, and return it unopened to the Seller, and the purchase price will be refunded.

00000
00000
00000 (RV070809A)
00000
00000
00000

QUINCEPT is a registered trademark of Nufarm Americas Inc.

[OPTIONAL BOX]


PRODUCT FACTS
<p>What it Does: Kills Broadleaf Weeds including Chickweed, Clover, Dandelion and Grassy Weeds including Crabgrass (See inside for complete list).</p> <p>Where to Use: (Icon weeds) Lawns: Kills the Weeds not the Lawn.</p> <p>When to Use: Avoid broadcast applications when air temperature exceeds 90°F.</p> <p>Questions and Comments: (Icon phone) (icon computer) Call xxx-xxx-xxxx or visit our website at www.xxxxxxxx.xxx</p>

MEASUREMENT CALCULATIONS

3 teaspoons = 1 Tablespoon	1 fluid ounce = 6 teaspoons
1/2 fluid ounce = 3 teaspoons	1 fluid ounce = 2 Tablespoons
1/2 fluid ounce = 1 Tablespoon	4 fluid ounces = 1/2 cup

OPTIONAL MARKETING CLAIMS - FRONT PANEL

- Kill Crabgrass
- [Also] Controls Crabgrass
- Kills crabgrass, dandelion, clover and 200+ weeds
- Controls Sensitive Weeds such as...
- Controls both grassy and broadleaf weeds in one easy step
- Controls Hard-to-Kill weeds such as...
- Kills Broadleaf and grassy weeds
- Kills over 200 weeds
- Kills Crabgrass and All Major Broadleaf Weeds
- Kills Dandelion, Clover and Other Broadleaf Weeds
- Kills Dandelion, Clover and Other Listed Broadleaf Weeds
- Use When Weeds Are Actively Growing
- Kills the Weeds, Not the Lawn
- Rainproof in Hours - Won't Wash Away
- Won't Harm the Home Lawn
- Illustration(s) of various weeds listed on label
- Easy to Use
- For Thick, Weed-Free Turf
- Three Way Control
- Apply to a Moist Lawn
- Contains Three Way Power
- One Quart Covers Up To 5,000 Square Feet, (One XXX covers up to XX,XXX square feet)
- Easy to Mix
- Just Add Water
- New Formulation
- Simple to use
- Proven Performance
- New!



OPTIONAL CONTAINER LANGUAGE:

Containers: Non-refillable container. Do not reuse or refill this container. Offer for recycling if available. Triple rinse container (or equivalent) promptly after emptying. Triple rinse as follows: Empty the remaining contents into application equipment or a mix tank, and drain for 10 seconds after the flow begins to drip. Fill the container 1/4 full with water and recap. Shake for 10 seconds. Pour rinsate into application equipment or a mix tank or store rinsate for later use or disposal.

Once clean, some agricultural plastic pesticide containers can be taken to a container collection site or picked up for recycling. To find the nearest site, contact your chemical dealer or manufacturer.

Returnable-Refillable Containers: Refill this container with pesticide only. Do not reuse this container for any other purpose. Cleaning the container before final disposal is the responsibility of the person disposing of the container. Cleaning before refilling is the responsibility of the refiller. To clean the container before final disposal, empty the remaining contents from this container into application equipment or a mix tank. Fill the container about 10 percent full with water. Agitate vigorously or recirculate water with the pump for 2 minutes. Pour or pump rinsate into application equipment or rinsate collection system. Repeat this rinsing procedure two more times.

Optional Language:

This sprayer bottle will treat 5,000 sq. ft. when applied at 6.4 fluid ounces of this product per 1,000 sq. ft.

Instructions:

1. Before you start, the blue top water flow valve should be in the "OFF" position, and the red product flow valve should be in the up, "OFF" position.
2. Shake container well and attach it to your garden hose.
3. Turn on the water from the faucet.
4. To apply, remove side pin (labeled "PULL OUT") and rotate red product flow valve to "ON"; then while holding sprayer at waist level and pointing in a direction away from face and body, push blue water flow valve forward to activate water.
5. When you are finished spraying or if you have to stop spraying at any time, press blue water flow valve with thumb to the rear to shut off water and return side red valve to the upright "OFF" position and replace side pin.
6. Turn off the water at the faucet.
7. Remove the container from the garden hose; then rinse thoroughly and store according to storage instructions.

[Optional Diagram]

