

228-589

4/19/2010

1/10



UNITED STATES ENVIRONMENTAL PROTECTION AGENCY
WASHINGTON, D.C. 20460

APR 19 2010

OFFICE OF
PREVENTION, PESTICIDES AND
TOXIC SUBSTANCES

Mr. George Meindl
Product Registration
Nufarm Americas, Inc.,
150 Harvester Drive, Suite 200
Burr Ridge, IL 60527

SUBJECT: Application for Pesticide Notification (PRN 98-10)
Request General Label Change/Deletions to Comply with State of North Dakota
EPA Reg. No. 228-589
Application Dated March 10, 2010

Dear Mr. Meindl:

The Agency is in receipt of your Application for Pesticide Notification under Pesticide Registration Notice (PRN) 98-10 dated 03/10/10 for the above product. The Registration Division (RD) has conducted a review of this request for its applicability under PRN 98-10 and finds that the action(s) requested fall within the scope of PRN 98-10. The label submitted with the application has been stamped "Notification" and will be placed in our records.

If you have any questions, please call me directly at 703-305-6249 or Owen F. Beeder of my staff at 703-308-8899.

Sincerely,

Rachel C. Holloman

Linda Arrington
for
Notifications & Minor Formulations Team Leader
Registration Division (7505P)
Office of Pesticide Programs



Please read instructions on reverse before completing form.

Form Approved. OMB No. 2070-0060

2/11

United States Environmental Protection Agency Washington, DC 20460		<input type="checkbox"/> Registration <input type="checkbox"/> Amendment <input checked="" type="checkbox"/> Other	OPP Identifier Number
Application for Pesticide - Section I			
1. Company/Product Number 228-589		2. EPA Product Manager Kathryn Montague	
4. Company/Product (Name) 4-Speed Selective Herbicide		3. Proposed Classification <input type="checkbox"/> None <input type="checkbox"/> Restricted	
5. Name and Address of Applicant (Include ZIP Code) Nufarm Americas, Inc. 150 Harvester Drive Suite 200 Burr Ridge, IL 60527 <input type="checkbox"/> Check if this is a new address		6. Expedited Review. In accordance with FIFRA Section 3(c)(3)(b)(i), my product is similar or identical in composition and labeling to: EPA Reg. No. _____ Product Name _____	
Section - II			
<input type="checkbox"/> Amendment - Explain below. <input type="checkbox"/> Resubmission in response to Agency letter dated _____ <input checked="" type="checkbox"/> Notification - Explain below.		<input type="checkbox"/> Final printed labels in response to Agency letter dated _____ <input type="checkbox"/> "Me Too" Application. <input type="checkbox"/> Other - Explain below.	
NOTIFICATION APR 19 2010			
Explanation: Use additional page(s) if necessary. (For section I and Section II.) Label notification consistent with PRN98-10, removal of self-limiting statement - see cover letter for detailed explanation. This notification is consistent with the provisions of PR Notice 98-10 and EPA regulations at 40 CFR 152.46, and no other changes have been made to the labeling or the confidential statement of formula of this product. I understand that it is a violation of 18 U.S.C. Sec. 1001 to willfully make false statements to EPA. I further understand that if this notification is not consistent with the terms of PR Notice 98-10 and 40 CFR 152.46, this product may be in violation of FIFRA and I may be subject to enforcement action and penalties under sections 12 and 14 of FIFRA.			
Section - III			
1. Material This Product Will Be Packaged In:			
Child-Resistant Packaging <input type="checkbox"/> Yes <input type="checkbox"/> No	Unit Packaging <input type="checkbox"/> Yes <input type="checkbox"/> No If "Yes" Unit Packaging wgt. No. per container	Water Soluble Packaging <input type="checkbox"/> Yes <input type="checkbox"/> No If "Yes" Package wgt. No. per container	2. Type of Container <input type="checkbox"/> Metal <input type="checkbox"/> Plastic <input type="checkbox"/> Glass <input type="checkbox"/> Paper <input type="checkbox"/> Other (Specify) _____
* Certification must be submitted			
3. Location of Net Contents Information <input type="checkbox"/> Label <input type="checkbox"/> Container		4. Size(s) Retail Container	
5. Location of Label Directions <input type="checkbox"/> _____		6. Manner in Which Label is Affixed to Product <input type="checkbox"/> Lithograph <input type="checkbox"/> Paper glued <input type="checkbox"/> Stenciled <input type="checkbox"/> Other _____	
Section - IV			
1. Contact Point (Complete items directly below for identification of individual to be contacted, if necessary, to process this application.)			
Name George Meindl george.meindl@us.nufarm.com		Title Regulatory Affairs Manager	
Telephone No. (Include Area Code) 630.455.2017			
Certification I certify that the statements I have made on this form and all attachments thereto are true, accurate and complete. I acknowledge that any knowingly false or misleading statement may be punishable by fine or imprisonment or both under applicable law.			6. Date Application Received (Stamped)
2. Signature 		3. Title Regulatory Affairs Manager	
4. Typed Name George Meindl		5. Date 3/10/2010	



3/11

Nufarm Americas, Inc.
George Meindl
Regulatory Affairs Manager
150 Harvester Drive, Suite 200
Burr Ridge, IL 60527
Phone: 630.455-2017 Fax: 630.455.2030
george.meindl@us.nufarm.com

March 11, 2010

Via Overnight Courier

Linda Arrington
Notification and Minor Formulation Team Leader
Document Processing Desk (NOTIF)
Office of Pesticide Programs (7504P)
U. S. Environmental Protection Agency
Room S4900, One Potomac Yard
2777 S. Crystal Drive
Arlington, VA 22202

Subject: 4-Speed® Selective Herbicide
EPA Reg. No. 228-589
Label notification – Deletion of Self-Limiting statement per PR98-10

Dear Ms. Arrington:

Nufarm Americas, Inc would like to remove a self-limiting statement on the subject product's labeling, where the phrase "For Use by Turf Maintenance Personnel, Landscape or Commercial Applicators Only" is removed.

This phrase was initially added to the label at the request of the registrant and this product is not considered a Federal Restricted Use Product. We are aware that certain State lead agencies have communicated this issue to the EPA indicating that this statement is consider "vague and unenforceable". In addition, the term "Turf Maintenance Personnel" is not defined in state or Federal statutes, and it is not an enforceable term, nor is "Landscape". The state of North Dakota will not register this product, without the modification mentioned above. We have discussed this with the North Dakota Department of Agriculture and they agree this approach is acceptance.

Since this language was not mandated by the USEPA, we believe this can be removed via notification and is consistent with PRN98-10 section II (Labeling notifications). The change is highlighted for ease in review. Nufarm Americas certifies that no other changes to the label have been made.

To process this request please find enclosed the following:

- Application for Pesticide Registration (EPA form 8570-1)
- Revised labeling with areas of change clearly identified (1 copy)
- Revised labeling – clean (1 copy)

5/11

highlighted

4-Speed®

NOTIFICATION

SELECTIVE HERBICIDE

APR 19 2010

[alternate brand names]
[Lesco® RedZone™ 2 Herbicide]

FOR FAST, POSTEMERGENT SELECTIVE BROADLEAF WEED CONTROL FOR USE ON GOLF COURSES, ORNAMENTAL TURF LAWNS, ROADSIDES, PARKS, SOD FARMS, SPORTS FIELDS, NATIVE GRASS AREAS AND SIMILAR TURF AREAS.

ALSO FOR HIGHWAYS, RIGHTS-OF-WAY AND OTHER SIMILAR NON-CROP AREAS.

CONTAINS 2,4-D, MECOPROP-p, DICAMBA AND PYRAFLUFEN ETHYL
GET THE OPTICAL ADVANTAGE®

ACTIVE INGREDIENTS:

Isooctyl (2-ethylhexyl) Ester of 2,4-Dichlorophenoxyacetic Acid*	38.03%
(+)-R-2-(2-Methyl-4-Chlorophenoxy)propionic Acid**‡	6.31%
Dicamba Acid (3,6-Dichloro-o-Anisic Acid)***	2.52%
Pyraflufen ethyl [ethyl 2-chloro-5-difluoromethoxy-1-methyl-1H-pyrazol-3-yl)-4-fluorophenoxyacetate]****	0.06%
OTHER INGREDIENTS:	53.08%
TOTAL:	100.00%

Contains Petroleum Distillate.

Isomer Specific Method, Equivalent to:

*2,4-Dichlorophenoxyacetic Acid	25.22%, 2.286 lbs./gal.
**(+)-R-2-(2-Methyl-4-Chlorophenoxy)propionic Acid	6.31%, 0.572 lbs./gal.
***3,6-Dichloro-o-anisic Acid	2.52%, 0.228 lbs./gal.
****Pyraflufen ethyl	0.056%, 0.0051 lbs./gal.

‡CONTAINS THE SINGLE ISOMER FORM OF MECOPROP-p

~~For Use by Turf Maintenance Personnel, Landscape or Commercial Applicators only.~~

KEEP OUT OF REACH OF CHILDREN CAUTION / PRECAUCIÓN


Si usted no entiende la etiqueta, busque a alguien para que se la explique a usted en detalle.
(If you do not understand the label, find someone to explain it to you in detail.)

SEE INSIDE BOOKLET FOR FIRST AID AND ADDITIONAL PRECAUTIONARY STATEMENTS

For Chemical Spill, Leak, Fire, or Exposure, Call CHEMTREC (800) 424-9300
For Medical Emergencies Only, Call (877) 325-1840

EPA REG. NO. 228-589
EPA EST. NO.

Manufactured For
NUFARM AMERICAS INC.
150 Harvester Drive
Burr Ridge, IL 60527



NET CONTENTS: GAL. (L)

000228-00589, 2010.EPA.ABN.PR98-10
NUP-07003

**PRECAUTIONARY STATEMENTS
HAZARDS TO HUMANS AND DOMESTIC ANIMALS
CAUTION / PRECAUCIÓN**

Harmful if swallowed. Causes moderate eye irritation. Avoid contact with eyes, skin or clothing.

PERSONAL PROTECTIVE EQUIPMENT (PPE):

Some materials that are chemical-resistant to this product are listed below. If you want more options, follow the instructions for Category A on an EPA chemical-resistance category selection chart.

All mixers, loaders, applicators and other handlers must wear:

- Long-sleeved shirt and long pants,
- Shoes plus socks, and
- Chemical-resistant gloves.

Follow manufacturer's instructions for cleaning/maintaining PPE. If no such instructions for washables exist, use detergent and hot water. Keep and wash PPE separately from other laundry.

USER SAFETY RECOMMENDATIONS

Users Should:

- Wash hands, face, and arms with soap and water before eating, smoking, drinking or using the toilet.
- Remove clothing/PPE immediately if pesticide gets inside. Then wash thoroughly and put on clean clothing. If pesticide gets on skin, wash immediately with soap and water.
- Remove PPE immediately after handling this product. Wash the outside of gloves before removing. As soon as possible, wash thoroughly and change into clean clothing.

FIRST AID

IF SWALLOWED

- Call a poison control center or doctor immediately for treatment advice.
- Have person sip a glass of water if able to swallow.
- Do not induce vomiting unless told to do so by a poison control center or doctor.
- Do not give anything by mouth to an unconscious person.

IF IN EYES

- Hold eye open and rinse slowly and gently with water for 15 to 20 minutes.
- Remove contact lenses, if present, after the first 5 minutes, then continue rinsing eye.
- Call a poison control center or doctor for treatment advice.

**IF ON SKIN
OR CLOTHING**

- Take off contaminated clothing.
- Rinse skin immediately with plenty of water for 15 to 20 minutes.
- Call a poison control center or doctor for treatment advice.

HOT LINE NUMBER

Have the product container or label with you when calling a poison control center or doctor, or going for treatment. You may also contact 1-877-325-1840 for emergency medical treatment information.

NOTE TO PHYSICIAN

Contains petroleum distillate. Vomiting may cause aspiration pneumonia.

ENVIRONMENTAL HAZARDS

This product is toxic to fish and aquatic invertebrates. This product may contaminate water through drift of spray in wind or via runoff events. Use care when applying in areas adjacent to any body of water. To prevent contamination of the environment, do not apply near water, storm drains, gutters or ditches. Do not apply when rain is predicted for that day or when wind is strong enough to carry spray away from treatment area. Rinse applicator equipment over the lawn or garden area that was treated, and away from water, storm drains, gutters or ditches.

Most cases of groundwater contamination involving phenoxy herbicides such as 2,4-D and MCPP-p have been associated with mixing/loading and disposal sites. Caution should be exercised when handling these herbicides at such sites to prevent contamination of groundwater supplies. Use of the closed systems for mixing or transferring this pesticide will reduce the probability of spills. Placement of the mixing/loading equipment on an impervious pad to contain spills will help prevent groundwater contamination.

DIRECTIONS FOR USE

It is a violation of Federal law to use this product in a manner inconsistent with its labeling. READ ENTIRE LABEL BEFORE USING THIS PRODUCT. USE STRICTLY IN ACCORDANCE WITH LABEL PRECAUTIONARY STATEMENTS AND DIRECTIONS.

Do not apply this product in a way that will contact workers or other persons, either directly or through drift. Only protected handlers may be in the area during application. For any requirements specific to your State or Tribe, consult the agency responsible for pesticide regulation.

Aerial application is prohibited.

Use of this product in certain portions of California, Oregon, and Washington is subject to the January 22, 2004 Order for injunctive relief in Washington Toxics Coalition et al vs. EPA, C01-0132C, (W.D. WA). For further information, please refer to EPA Web site: <http://www.epa.gov/espp>.

AGRICULTURAL USE REQUIREMENTS

Use this product only in accordance with its labeling and with the Worker Protection Standard, 40 CFR part 170. This Standard contains requirements for the protection of agricultural workers on farms, forests, nurseries, and greenhouses, and handlers of agricultural pesticides. It contains requirements for training, decontamination, notification, and emergency assistance. It also contains specific instructions and exceptions pertaining to the statements on this label about Personal Protective Equipment (PPE) and restricted-entry interval. The requirements in this box only apply to uses of this product that are covered by the Worker Protection Standard.

Do not enter or allow worker entry into treated areas during the restricted entry interval (REI) of 12 hours.

PPE required for early entry to treated areas that is permitted under the Worker Protection Standard and that involves contact with anything that has been treated, such as plants, soil, or water, is: long-sleeved shirt and pants, shoes plus socks and chemical-resistant gloves made of any waterproof material.

NON-AGRICULTURAL USE REQUIREMENTS

The requirements in this box apply to uses of this product that are NOT within the scope of the Worker Protection Standard for agricultural pesticides (40 CFR part 170). The WPS applies when this product is used to produce agricultural plants on farms, forests, nurseries, or greenhouses.

For turf use, do not allow people (other than applicator) or pets on treatment area during application.

Do not enter treatment areas until spray has dried.

SPRAY DRIFT MANAGEMENT

A variety of factors including weather conditions (e.g., wind direction, wind speed, temperature, relative humidity) and method of application (e.g., ground, aerial, airblast, chemigation) can influence pesticide drift. The applicator must evaluate all factors and make appropriate adjustments when applying this product.

Droplet Size

Use only Medium or coarser spray nozzles according to ASAE (S572) definition for standard nozzles.

Wind Speed

Do not apply at wind speeds greater than 10 mph.

Temperature Inversions

If applying at wind speeds less than 3 mph, the applicator must determine if: 1) conditions of temperature inversion exist, or 2) stable atmospheric conditions exist at or below nozzle height. Do not make applications into areas of temperature inversions or stable atmospheric conditions.

Susceptible Plants

Do not apply under circumstances where spray drift may occur to food, forage, or other plantings that might be damaged or crops thereof rendered unfit for sale, use or consumption. Susceptible crops include, but are not limited to, cotton, okra, flowers, grapes (in growing stage), fruit trees (foliage), soybeans (vegetative stage), ornamentals, sunflowers, tomatoes, beans, and other vegetables, or tobacco. Small amounts of spray drift that might not be visible may injure susceptible broadleaf plants.

Other State and Local Requirements

Applicators must follow all state and local pesticide drift requirements regarding application of 2,4-D herbicides. Where states have more stringent regulations, they must be observed.

Equipment

All ground application equipment must be properly maintained and calibrated using appropriate carriers or surrogates.

Do not apply with a nozzle height greater than 4 feet above the crop canopy.

USE PRECAUTIONS


For turf use, the maximum number of broadcast applications per treatment site is 2 per year.

Failure to observe all precautions may result in injury to turf and/or susceptible plants.

PRODUCT INFORMATION

This product combines 2,4-D, Mecoprop-p, Dicamba and Pyraflufen to provide fast-acting broadleaf weed control.

- Postemergent control of a comprehensive list of tough broadleaf weeds in turfgrass.
- Fast-acting formulation designed to show weed injury symptoms within 24 to 48 hours of application.
- Active on broadleaf weeds, yet gentle on most desirable established turfgrasses.
- Pyraflufen-Ethyl not only accelerates the speed of control, but is also an effective herbicide that broadens the weed control spectrum of the product.



USE SITES

This product is for use on Ornamental Turf Lawns (Residential, Industrial and Institutional), Parks, Cemeteries, Athletic Fields, Golf Courses (Fairways, Aprons, Tees and Roughs), Sod Farms and similar turf areas.

Avoid mist to (spray drift) vegetables, flowers, ornamentals, shrubs, trees and other desirable plants. Do not pour spray solutions near these plants. Do not spray on carpetgrass, dichondra nor on lawns or turf where desirable clovers are present. Avoid fine mists. Except as noted, use only lawn-type sprayers. Coarse sprays are less likely to "wind-drift". Use coarse spray droplets. Do not spray roots of ornamentals and trees. Do not exceed specified dosages for any area; be particularly careful within the dripline of trees and other species.

Do not use this product near or in greenhouses.

TIMING

For best results, apply this product to young, actively growing weeds as a postemergence broadcast or spot spray. Follow-up applications may be required for dense infestations and hard to control species.

NEWLY SEEDED AREAS:

Do not apply to newly seeded grasses until well established unless discoloration or damage can be tolerated.

NEWLY SODDED, SPRIGGED, OR PLUGGED AREAS:

Do not apply to newly sodded, sprigged, or plugged grasses for at least 3 to 4 weeks after the sodding, sprigging, or plugging operations.

SEEDING:

Reseed no sooner than 2 weeks after application of this product. In areas that are slit seeded, to assure seed soil contact, reseeding interval may be reduced to 7 days.

MOWING:

For best results, turf should not be mowed for 1 to 2 days before or after application to maximize leaf surface of the target plant and aid in translocation.

IRRIGATION, RAINFALL AND TEMPERATURE

When air temperature exceeds 90°F, temporary turf injury may result from broadcast applications. Limit applications to spot or directed applications manage the application rate to minimize the potential for injury.

When treating Carpetgrass and St. Augustine's grass, avoid broadcast applications when air temperature exceeds 80°F. When air temperatures exceed 80°F, limit application to spot treatment only to avoid temporary turf injury.

Avoid applying during excessively dry or hot periods unless irrigation is used. For optimum results, do not apply if rainfall is expected within 4 hours; delay irrigation cycle for 24 hours.

MIXING INSTRUCTIONS

Begin with a clean spray tank. Fill the spray tank with one-half the required amount of water. Slowly add this product while agitating, then complete filling the tank with water.

Maintain continuous agitation until spraying is complete. If left standing for extended periods of time, re-agitate to assure uniformity of the spray mixture.

This product can be tank mixed with some liquid fertilizers or liquid iron materials. Because liquid fertilizer and liquid iron differ in pH, free ammonia content, density, salt concentration and percentage of water, a compatibility test is recommended prior to mixing in application equipment. All regulations, either State or Federal, relating to the application of liquid fertilizers or liquid iron and this product must be strictly followed.

Adding oil, wetting agent, or other surfactant to the spray may be used to increase effectiveness on weeds, but doing so may reduce selectivity to turf resulting in turf damage. Failure to observe the above precautions may result in injury to turf and other desirable vegetation.

The following compatibility test should always be performed prior to full-scale tank mixing.

1. Pour 18 fluid ounces of water into a quart jar.
2. Add 1 fluid ounce of either the liquid fertilizer or liquid iron to be used.
3. Add 1 fluid ounce of this product.
4. Close jar and shake well.
5. Watch the mixture for several seconds after shaking and check again after 30 minutes.
6. If the mixture does not show signs of separating, the combination may be used. If the mixture foams excessively, gels, separates or gets very thick, do not combine for field application.
7. Compatibility may be improved by the use of a compatibility agent. Follow the previously outlined test procedures and add 1/6 ounce of the compatibility agent between steps (the compatibility agent must be added to the fertilizer or iron before adding this product).
8. If the mixture does not separate, gel, foam or get very thick, it may be used for field application. Mix only the amount to be sprayed. Do not allow to stand overnight.

Sprayer Cleaning: Clean application equipment thoroughly before and after application to prevent cross-contamination. Use a strong detergent or approved spray tank cleaner and rinse thoroughly.

WEEDS CONTROLLED

This product will control or suppress the following list of broadleaf weeds as well as many other broadleaf weeds susceptible to 2,4-D.

Bedstraw	Dandelion	Lespedeza	Poison oak	Wild carrot
Black medic	Dock	Mallow	Purslane	Wild garlic
Buckhorn	Ground ivy	Morningglory	Ragweed	Wild lettuce
Burdock	Healall	Peppergrass	Sheep sorrel	Wild onion
Chicory	Henbit	Pigweed	Shepherdspurse	Yarrow
Chickweed	Knotweed	Plantain	Speedwell	and other
Clover	Lambsquarter	Poison ivy	Spurge	broadleaf weeds

TURF, ORNAMENTAL (golf courses, cemeteries, parks, sports fields, turfgrass, lawns and other grass areas) AND TURF GROWN FOR SOD

APPLICATION RATES

SITE	USE RATE (Fluid Ounces)	SPRAY VOLUME (Gallons)	USE RATE (Pints)	SPRAY VOLUME (Gallons)	USE DIRECTIONS
	PER 1,000 SQ. FT.		PER ACRE		
Bahiagrass, Bluegrass, Common Bermudagrass, Fescue, Ryegrass, Zoysiagrass	1.1 to 1.5	0.1 to 5.0	3.0 to 4.0	3 to 220	<p>Bermudagrass - If Bermudagrass is dormant, up to 4 pints per acre may be used. However, some hybrid Bermudagrasses may be sensitive to this product. Contact your local extension service weed control specialist.</p> <p>Warm Season Turfgrass - Use reduced rates if grass is stressed from heat or drought. Exercise care when applying during growth stages from dormancy to green-up and from green-up to dormancy. Some temporary discoloration may occur on warm season grasses.</p> <p>When mixing with fertilizer - Higher water volumes may be used when tank mixed with a turf fertilizer. Follow fertilizer labels for proper amounts to add.</p>
St. Augustinegrass and Centipedegrass	0.50 to 0.75	1.0 to 5.0	1.5 to 2.0	40 to 200	
Bentgrass (Putting and Bowling Greens)	0.67	3.3	1.8	145	

NOTE: Care should be taken to avoid overdosing Bentgrass, St. Augustine, and Centipede grasses or injury may result. Higher volumes of water (i.e. one fluid ounce in 2 to 4 gallons of water per 1,000 square feet) will aid in obtaining uniform coverage. If hand-type sprayers are used, it is preferable to use a single nozzle sprayer rather than a multiple nozzle boom as sideways application with a boom where the spray from more than one nozzle is allowed to fall on the same area will result in heavy local over-application and subsequent turf discoloration or injury.

Ornamental Turf: Make no more than 2 applications per year.

Turf Grown for Sod: Make no more than 2 applications per year. Minimum interval for 21 days between applications.

LOW VOLUME SPRAY APPLICATION EQUIPMENT

EQUIPMENT	APPLICATION	USE RATE		USE DIRECTIONS
		Fluid Ounces per 1,000 Square Feet	Pints per Acre	
Controlled Droplet Applicators (CDA), Atomizers and Spinning Disk Applicators	Bluegrass, Fescue, Ryegrass	1.1 to 1.5	3.0 to 4.0	Use in sufficient water to assure coverage (1 to 4 gallons of water per acre is normal for this type of equipment). Do not overlap spray patterns.
	St. Augustinegrass, Centipedegrass, Bahiagrass, Common Bermudagrass, Zoysiagrass	0.50 to 0.75	1.5 to 2.0	Use in sufficient water to assure coverage (1 to 4 gallons of water per acre is normal for this type of equipment); and follow CDA spray instructions for cool season grasses. Use reduced rates if grass is stressed from heat, drought, etc.
Lower Volume Equipment (equipped w/ spray nozzles)	Bluegrass, Fescue, Ryegrass, St. Augustinegrass, Centipedegrass, Bahiagrass, Common, Bermudagrass, Zoysiagrass	1.1 to 1.5	3.0 to 4.0	Use as little as 5 gallons of water per acre. Use only application equipment that is capable of spreading a uniform droplet, wetting each weed surface.

NON-CROPLAND

(fencerows, hedgerows, roadsides, ditches, rights-of-way, utility, pipelines, powerlines, railroads, airports, commercial plants, storage and lumber yards, barrier strips and firebreaks, equipment areas, nurseries and ornamental plantings, fuel tank farms, pumping stations and other industrial sites)

Roadsides (including aprons and guardrails), rights-of-way and other similar non-crop areas: For control of broadleaf weeds, mix at a rate of 3.5 to 7.5 pints of this product per acre in enough water to wet all parts of the foliage. This may require 50 to 300 gallons of water per acre. This mixture will cover 43,560 square feet (one acre). Thoroughly saturate all weeds with spray mixture. Apply any time between the time when plants come into full leaf (spring) to when the plants begin to go dormant. Best results are obtained when weeds are young and actively growing. Some weed species harden off during the summer making control difficult. Do not cut weeds until herbicide has translocated throughout the plant causing root death. For small broadleaf weeds, use the lower rate. Heavy, dense stands require the higher rate with the high water volume. For small (spot) applications with small tank sprayers, apply at the rate of 4 ounces of this product per gallon of water and spray to thoroughly wet all foliage.

Annual/Perennial Control: Make no more than 2 applications per year.


For control of woody plants, apply to both stems and foliage any time from the time foliage is completely matured until the time plants start to go dormant. All leaves, stems and suckers must be completely wet to the ground line for effective control. Regrowth may be anticipated on the more resistant species.

Woody Brush: Add 1 to 1.5 gallons of this product per acre to wet all parts of the brush foliage, stem and bark. This may require up to 200 to 600 gallons of water per 43,560 square feet (one acre) depending upon the height and thickness of the brush. Mix thoroughly before spraying.

Woody Plant Control: Make no more than 1 application per year.

This product will either kill, control or suppress the weeds listed in the label booklet for this product. Some of these species may require repeat spot applications even under ideal conditions for application.

Maximum Seasonal Application Rate to non-cropland sites is 4 pounds 2,4-D Acid equivalent per acre per application site.



STORAGE AND DISPOSAL

Do not contaminate water, food or feed by storage or disposal.

PESTICIDE STORAGE: This product should be stored in its original container in a cool, dry locked place out of the reach of children and out of direct sunlight. Do not use or store near heat or open flame. Store at temperatures above 32°F. If allowed to freeze, remix before using. This does not alter this product. Containers should be opened in well ventilated areas. Keep container tightly sealed when not in use. Do not stack cardboard cases more than two pallets high. Do not store near open containers of fertilizer, seed or other pesticides.

PESTICIDE DISPOSAL: To avoid wastes, use all material in this container by application according to label directions. If waste cannot be avoided, offer remaining product to a waste disposal facility or pesticide disposal program (often such programs are run by state or local governments or by industry).

CONTAINER DISPOSAL:

[Nonrefillable Containers 5 Gallons or Less:] Nonrefillable container. Do not reuse or refill this container. Offer for recycling if available. Triple rinse container (or equivalent) promptly after emptying. Triple rinse as follows: Empty the remaining contents into application equipment or a mix tank and drain for 10 seconds after the flow begins to drip. Fill the container 1/4 full with water and recap. Shake for 10 seconds. Pour rinsate into application equipment or a mix tank or store rinsate for later use or disposal. Drain for 10 seconds after the flow begins to drip. Repeat this procedure two more times. Then offer for recycling or reconditioning, or puncture and dispose of in a sanitary landfill, or by other procedures approved by State and local authorities. Plastic containers are also disposable by incineration, or, if allowed by State and local authorities, by burning. If burned, stay out of smoke.

[Nonrefillable Containers Larger than 5 Gallons:] Nonrefillable container. Do not reuse or refill this container. Offer for recycling if available. Triple rinse or pressure rinse container (or equivalent) promptly after emptying. Triple rinse as follows: Empty the remaining contents into application equipment or a mix tank. Fill the container 1/4 full with water. Replace and tighten closures. Tip container on its side and roll it back and forth, ensuring at least one complete revolution, for 30 seconds. Stand the container on its end and tip it back and forth several times. Turn the container over onto its other end and tip it back and forth several times. Empty the rinsate into application equipment or a mix tank or store rinsate for later use or disposal. Repeat this procedure two more times. Pressure rinse as follows: Empty the remaining contents into application equipment or a mix tank and continue to drain for 10 seconds after the flow begins to drip. Hold container upside down over application equipment or mix tank or collect rinsate for later use or disposal. Insert pressure rinsing nozzle in the side of the container, and rinse at about 40 psi for at least 30 seconds. Drain for 10 seconds after the flow begins to drip.

[Refillable Container Larger than 5 Gallons:] Refillable container. Refill this container with pesticide only. Do not reuse this container for any other purpose. Cleaning the container before final disposal is the responsibility of the person disposing of the container. Cleaning before refilling is the responsibility of the refiller. To clean the container before final disposal, empty the remaining contents from this container into application equipment or a mix tank. Fill the container about 10% full with water and, if possible, spray all sides while adding water. If practical, agitate vigorously or recirculate water with the pump for two minutes. Pour or pump rinsate into application equipment or rinsate collection system. Repeat this rinsing procedure two more times.

WARRANTY DISCLAIMER

The directions for use of this product must be followed carefully. TO THE EXTENT CONSISTENT WITH APPLICABLE LAW, (1) THE GOODS DELIVERED TO YOU ARE FURNISHED "AS IS" BY MANUFACTURER OR SELLER AND (2) MANUFACTURER AND SELLER MAKE NO WARRANTIES, GUARANTEES, OR REPRESENTATIONS OF ANY KIND TO BUYER OR USER, EITHER EXPRESS OR IMPLIED, OR BY USAGE OF TRADE, STATUTORY OR OTHERWISE, WITH REGARD TO THE PRODUCT SOLD, INCLUDING, BUT NOT LIMITED TO MERCHANTABILITY, FITNESS FOR A PARTICULAR PURPOSE, USE, OR ELIGIBILITY OF THE PRODUCT FOR ANY PARTICULAR TRADE USAGE. UNINTENDED CONSEQUENCES, INCLUDING BUT NOT LIMITED TO INEFFECTIVENESS, MAY RESULT BECAUSE OF SUCH FACTORS AS THE PRESENCE OR ABSENCE OF OTHER MATERIALS USED IN COMBINATION WITH THE GOODS, OR THE MANNER OF USE OR APPLICATION, INCLUDING WEATHER, ALL OF WHICH ARE BEYOND THE CONTROL OF MANUFACTURER OR SELLER AND ASSUMED BY BUYER OR USER. THIS WRITING CONTAINS ALL OF THE REPRESENTATIONS AND AGREEMENTS BETWEEN BUYER, MANUFACTURER AND SELLER, AND NO PERSON OR AGENT OF MANUFACTURER OR SELLER HAS ANY AUTHORITY TO MAKE ANY REPRESENTATION OR WARRANTY OR AGREEMENT RELATING IN ANY WAY TO THESE GOODS.

LIMITATION OF LIABILITY

TO THE EXTENT CONSISTENT WITH APPLICABLE LAW, IN NO EVENT SHALL MANUFACTURER OR SELLER BE LIABLE FOR SPECIAL, INCIDENTAL, OR CONSEQUENTIAL DAMAGES, OR FOR DAMAGES IN THEIR NATURE OF PENALTIES RELATING TO THE GOODS SOLD, INCLUDING USE, APPLICATION, HANDLING, AND DISPOSAL. TO THE EXTENT CONSISTENT WITH APPLICABLE LAW, MANUFACTURER OR SELLER SHALL NOT BE LIABLE TO BUYER OR USER BY WAY OF INDEMNIFICATION TO BUYER OR TO CUSTOMERS OF BUYER, IF ANY, OR FOR ANY DAMAGES OR SUMS OF MONEY, CLAIMS OR DEMANDS WHATSOEVER, RESULTING FROM OR BY REASON OF, OR ARISING OUT OF THE MISUSE, OR FAILURE TO FOLLOW LABEL WARNINGS OR INSTRUCTIONS FOR USE, OF THE GOODS SOLD BY MANUFACTURER OR SELLER TO BUYER. ALL SUCH RISKS SHALL BE ASSUMED BY THE BUYER, USER, OR ITS CUSTOMERS. TO THE EXTENT CONSISTENT WITH APPLICABLE LAW, BUYER'S OR USER'S EXCLUSIVE REMEDY, AND MANUFACTURER'S OR SELLER'S TOTAL LIABILITY SHALL BE FOR DAMAGES NOT EXCEEDING THE COST OF THE PRODUCT.

If you do not agree with or do not accept any of directions for use, the warranty disclaimers, or limitations on liability, do not use the product, and return it unopened to the Seller, and the purchase price will be refunded.

(RV012110N)

4-Speed and Optical Advantage are registered trademarks of Nufarm Americas Inc.