

228-525

05-05-2011

1/12



UNITED STATES ENVIRONMENTAL PROTECTION AGENCY  
WASHINGTON, D.C. 20460

OFFICE OF CHEMICAL SAFETY  
AND POLLUTION PREVENTION

**NOTIFICATION**

**MAY 05 2011**

Matthew Granahan  
Nufarm Americas, Inc.  
150 Harvester Drive, Suite 200  
Burr Ridge, IL 60527

Subject: **Notification:** Update storage and disposal statement  
Mallet 1.47% Concentrate  
EPA Reg. No. 228-525  
Your submission dated: April 14, 2011

Dear Mr. Granahan:

The Agency is in receipt of your Application for Pesticide Notifications under Pesticide Registration Notice (PRN) 2007-04 dated 4-14-11 for the product EPA Reg No 228-525. The Registration Division (RD) has conducted a review of this request for its applicability under PRN 2007-04 and finds that the action requested falls within the scope of PRN 2007-04.

If you have any questions, please call me @ 703-305-5314 or metzger.autumn@epa.gov.

Sincerely,

A handwritten signature in black ink, appearing to read "Autumn Metzger", written over a circular stamp.

Autumn Metzger  
Biologist  
Insecticide-Rodenticide Branch  
Office of Pesticide Programs

2  
12

Please read instructions on reverse before completing form.

Form Approved. OMB No. 2070-0060



United States  
Environmental Protection Agency  
Washington, DC 20460

Registration  
 Amendment  
 Other

OPP Identifier Number

**Application for Pesticide - Section I**

1. Company/Product Number 228-525	2. EPA Product Manager Venus Eagle	3. Proposed Classification <input type="checkbox"/> None <input type="checkbox"/> Restricted
4. Company/Product (Name) Mallet 1.47% Concentrate	PM# 01	
5. Name and Address of Applicant (Include ZIP Code) Nufarm Americas, Inc. 150 Harvester Drive, Suite 200 Burr Ridge, IL 60527 <input type="checkbox"/> Check if this is a new address	6. Expedited Review. In accordance with FIFRA Section 3(c)(3)(b)(i), my product is similar or identical in composition and labeling to: EPA Reg. No. _____ Product Name _____	

**Section - II**

<input type="checkbox"/> Amendment - Explain below.	<input type="checkbox"/> Final printed labels in response to Agency letter dated _____
<input type="checkbox"/> Resubmission in response to Agency letter dated _____	<input type="checkbox"/> "Me Too" Application.
<input checked="" type="checkbox"/> Notification - Explain below.	<input type="checkbox"/> Other - Explain below.

**NOTIFICATION**  
**MAY 05 2011**

**Explanation:** Use additional page(s) if necessary. (For section I and Section II.)

Notification of label change per PR Notice 2007-4. This notification is consistent with the guidance in PR Notice 2007-4 and the requirements of EPA's regulations at 40 CFR §§ 156.10, 156.140, 156.144, 156.146, and 156.156. No other changes have been made to the labeling or the Confidential Statement of Formula for this product. I understand that it is a violation of 18 U.S.C. Sec. 1001 to willfully make any false statement to EPA. I further understand that if the amended label is not consistent with the requirements of 40 CFR §§ 156.10, 156.140, 156.144, 156.146, and 156.156, this product may be in violation of FIFRA and I may be subject to enforcement action and penalties under sections 12 and 14 of FIFRA.

**Section - III**

1. Material This Product Will Be Packaged In:				2. Type of Container	
Child-Resistant Packaging <input type="checkbox"/> Yes <input checked="" type="checkbox"/> No	Unit Packaging <input type="checkbox"/> Yes <input checked="" type="checkbox"/> No	Water Soluble Packaging <input type="checkbox"/> Yes <input checked="" type="checkbox"/> No		<input checked="" type="checkbox"/> Metal	<input type="checkbox"/> Plastic
* Certification must be submitted		If "Yes" Unit Packaging wgt. No. per container	If "Yes" Package wgt. No. per container	<input type="checkbox"/> Glass	<input type="checkbox"/> Paper
				<input type="checkbox"/> Other (Specify) _____	
3. Location of Net Contents Information <input checked="" type="checkbox"/> Label <input checked="" type="checkbox"/> Container		4. Size(s) Retail Container Pts, Qts, 1 - 265 Gallons, Bulk		5. Location of Label Directions <input checked="" type="checkbox"/>	
6. Manner in Which Label is Affixed to Product		<input checked="" type="checkbox"/> Lithograph <input checked="" type="checkbox"/> Paper glued <input type="checkbox"/> Stenciled		<input type="checkbox"/> Other _____	

**Section - IV**

1. Contact Point (Complete items directly below for identification of individual to be contacted, if necessary, to process this application.)		
Name Matthew Granahan matthew.granahan@us.nufarm.com	Title Registration Manager	Telephone No. (include Area Code) 630.455.2043
Certification I certify that the statements I have made on this form and all attachments thereto are true, accurate and complete. I acknowledge that any knowingly false or misleading statement may be punishable by fine or imprisonment or both under applicable law.		6. Date Application Received (Stamped)
2. Signature 	3. Title Registration Manager	
4. Typed Name Matthew Granahan	5. Date 04/14/2011	


# Certification with Respect to Label Integrity

version: 9/11/02

I certify that the information (including, but not limited to, text, tables, and graphics) contained in the electronic file identified below by file name and submitted with this certification is the same information as that on the paper copies of these documents included with this submission.

PROPOSED LABEL		
EPA Registration #	Date Submitted to EPA	Electronic file name
000228-00525	April 14, 2011	000228-00525.20110414.EPA Not

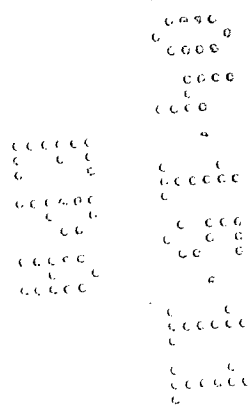
I certify that the statements that I have made on this form are true, accurate, and complete. I acknowledge that any knowingly false or misleading statements may be punishable by fine or imprisonment or both under applicable law.

  
\_\_\_\_\_  
Signature

04/14/2011  
Date

Matthew Granahan  
Name (typed)

Regulatory Manager  
Title





4  
12

**Nufarm Americas Inc.**  
150 Harvester Drive, Suite 200  
Burr Ridge, IL 60527  
Telephone: (630) 455.2000 Facsimile: (630) 455.2001  
www.us.nufarm.com

April 14, 2011

Via Overnight Courier

Venus Eagle (PM-01)  
Document Processing Desk (NOT)  
Office of Pesticide Programs (7504P)  
U. S. Environmental Protection Agency  
Room S-4900, One Potomac Yard  
2777 S. Crystal Drive  
Arlington, VA 22202-4501

**Subject: Mallet 1.47% Concentrate**  
**EPA Reg. No. 228-525**  
**Label Notification per PR Notice 07-04**

Dear Ms. Eagle:

Nufarm Americas Inc. would like to change Storage and Disposal text on above referenced label. It is believed this can be revised via notification and is consistent with PRN 07-04. Nufarm has changed the text on the current S&D to accurately reflect the formulation of the product and reflected this current text as "Residential" and added S&D language for "Commercial" usage.

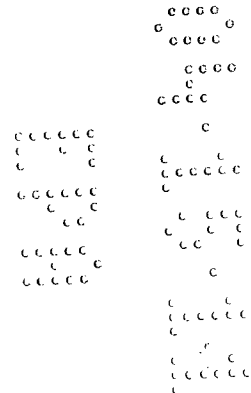
To process this request please find enclosed the following:

- 8570-1 Form
- Certification with Respect to Label Integrity
- Highlighted Copy of the Proposed Label
- Clean Version of the Proposed Label
- CD Containing Clean Version of the Proposed Label

If you should have any questions regarding this matter, please feel free to contact at [matthew.granahan@us.nufarm.com](mailto:matthew.granahan@us.nufarm.com) or at (630) 455-2048.

Sincerely,

Matthew Granahan  
Regulatory Manager  
Nufarm Americas, Inc.



5  
12

# MALLET® 1.47%

## CONCENTRATE

PROVIDES 12-MONTH SYSTEMIC PROTECTION AGAINST  
DAMAGING INSECTS INCLUDING LEAFMINERS, BEETLES AND BORERS.  
HAVING BEAUTIFUL TREES AND SHRUBS HAS NEVER BEEN EASIER.  
FOR OUTDOOR RESIDENTIAL USE

**ACTIVE INGREDIENT:**

Imidacloprid .....	1.47%
<b>OTHER INGREDIENTS:</b> .....	<b>98.53%</b>
<b>TOTAL:</b> .....	<b>100.00%</b>

Not for sale, sale into, distribution and or use in Nassau, Suffolk, Kings, and Queens counties of New York.

**KEEP OUT OF REACH OF CHILDREN**  
**CAUTION**  
 SEE BACK PANEL FOR FIRST AID AND ADDITIONAL PRECAUTIONARY STATEMENTS

For Chemical Spill, Leak, Fire, or Exposure, Call CHEMTREC (800) 424-9300  
For Medical Emergencies Only, Call (877) 325-1840

EPA REG. NO. 228-525  
EPA EST. NO.

Manufactured For  
NUFARM AMERICAS INC.  
150 Harvester Drive  
Burr Ridge, IL 60527



NET CONTENTS

000228-00525.20110414.EPA Not

**NOTIFICATION**  
**MAY 05 2011**

**PRECAUTIONARY STATEMENTS  
HAZARDS TO HUMANS AND DOMESTIC ANIMALS  
CAUTION**

Causes moderate eye irritation. Avoid contact with eyes or clothing. Wash thoroughly with soap and water after handling and before eating, drinking, chewing gum, or using tobacco. Remove and wash contaminated clothing before reuse.

**PERSONAL PROTECTIVE EQUIPMENT (PPE)**

Applicators and other handlers must wear:

- Long-sleeved shirt and long pants.
- Shoes plus socks.

FIRST AID	
<b>IF SWALLOWED</b>	<ul style="list-style-type: none"> <li>• Call a poison control center or doctor immediately for treatment advice.</li> <li>• Have person sip a glass of water if able to swallow.</li> <li>• Do not induce vomiting unless told to do so by the poison control center or doctor.</li> <li>• Do not give anything by mouth to an unconscious person.</li> </ul>
<b>IF IN EYES</b>	<ul style="list-style-type: none"> <li>• Hold eye open and rinse slowly and gently with water for 15 to 20 minutes.</li> <li>• Remove contact lenses, if present, after the first 5 minutes, then continue rinsing eye.</li> <li>• Call a poison control center or doctor for treatment advice.</li> </ul>
HOT LINE NUMBER	
<p>Have the product container or label with you when calling a poison control center or doctor, or going for treatment. You may also contact 1-877-325-1840 for emergency medical treatment information.</p>	

**ENVIRONMENTAL HAZARDS**

This pesticide is toxic to aquatic invertebrates. Do not apply directly to lakes, streams rivers or ponds. Do not dump rinse water into sewers or bodies of water.

**DIRECTIONS FOR USE**

Read all directions prior to application of the product.

It is a violation of Federal law to use this product in a manner inconsistent with its labeling.

Do not apply near lakes, streams, rivers, or ponds. Do not apply to soils which are water-logged or saturated. Bucket or measuring utensils should not be used for any food or drinking water purposes after use with this product.

For use on outdoor trees and shrubs, including listed fruit and nut trees:

Apple	Loquat	Oriental Pear	Pecan
Crabapple	Mayhaw	Pear	Quince

**INSECTS CONTROLLED**

This product can be used to control the following insects:

- Adelgids
- Aphids
- Vine Weevil Larvae (including Black Vine Weevil)
- Borers:
  - Roundheaded Borers (including Asian Longhorned Beetle and Eucalyptus Longhorned Borer)
  - Flatheaded (including Bronze Birch Alder and Emerald Ash Borers)
- Japanese Beetles, Adult
- Lacebugs
- Leaf Beetles (including Elm Leaf Beetles and Viburnum Leaf Beetles)
- Leafhoppers (including Glassy-winged Sharpshooter)
- Leafminers (including Birch Leafminers)
- Mealybugs
- Pine Tip Moth Larvae
- Psyllids
- Royal Palm Bugs
- Sawfly Larvae
- Scales (including Armored Scale [Suppression] and Soft Scale)
- Thrips
- Whiteflies

7  
12

### HOW TO USE

Determine the amount to use by measuring the distance around the tree trunk or height of the shrub. Pour the required amount into a bucket of water and empty the bucket around the base of the tree/shrub.

### HOW MUCH TO APPLY

**Trees:** 1 ounce per inch of distance around trunk.

**Shrubs:** 3 ounces per foot of height.

#### Tree with one trunk

Measure distance (in inches) around tree trunk at chest height. A flexible tape measure is the recommended method [tool]. This is the number of ounces of this product to apply.

#### Tree with two or more trunks

Measure the distance (in inches) around each tree trunk and add together. Multiply this total by 0.75 to get the required number of ounces of this product to apply. Example: A tree has 4 trunks. They measure 20, 10, 5 and 5 [inches] or a total of 40 [inches].  $40 \times 0.75 = 30$  ounces.

#### Shrubs

Measure the height of the shrub to the nearest foot. Round any inches down to the nearest foot if less than 6" and up to the nearest foot if greater than 6". Multiply the number of feet by 3 - this is the number of ounces of this product to apply.

Do not apply more than 0.4 lb a.i. Imidacloprid (410 oz or 3.2 gallons of product) per acre per year.

### HOW TO APPLY

- Fill a bucket or watering can with 1 gallon of water. [For trees with circumference greater than 50", use 2 gallons of water.]
- Shake Well.
- Carefully measure required amount of product into bucket.
- Slowly pour the solution evenly around the tree. For best results, pour as close to the trunk/main stem of the tree/shrub as possible.
- Fill the bucket with clean water and pour it around the trunk as well.

For best results, use this product as part of an overall tree and shrub health care program before problems start. This product can be applied anytime except when the ground is waterlogged or frozen. These conditions inhibit the movement of the product down into the root zone. During prolonged dry periods [spells], water the tree/shrub well the night before making an application.

For severe infestations, treat with a foliar insecticide such as Menace 2.4% ME, then use this product as part of routine care program.

The insecticide dissolved in water moves down through the soil, where it is absorbed by the roots. Once absorbed, it moves up through the tree or shrub providing year-long insect protection. This product even moves into new growth after application, thus protecting it, too! To get complete protection, the insecticide must distribute completely through the tree/shrub. Depending on the size and health of the plant, this may take one week to three months (for very large trees). Rain or water cannot wash off this internal protection.

**NOTE:** Application to trees heavily infested may not prevent their eventual loss due to existing pest damage and tree stress.

Children and pets may re-enter the treated area after it has dried.

## STORAGE AND DISPOSAL

### [Residential]

Do not contaminate water, food or feed by storage or disposal.

**PESTICIDE STORAGE:** Keep out of reach of children and animals. Store in original container only. Store in a cool, dry place and avoid excess heat.

**PESTICIDE DISPOSAL AND CONTAINER DISPOSAL:** Nonrefillable container. Do not reuse or refill this container.

**If empty:** Place in trash or offer for recycling if available. **If partly filled:** Call your local solid waste agency for disposal instructions. Never place unused product down any indoor (including toilet) or outdoor (including sewer) drain.

## STORAGE AND DISPOSAL

### [Commercial]

Do not contaminate water, food or feed by storage or disposal.

**PESTICIDE STORAGE:** Keep out of reach of children and animals. Store in original container only. Store in a cool, dry place and avoid excess heat.

**PESTICIDE DISPOSAL AND CONTAINER DISPOSAL:**

**Nonrefillable Containers 5 Gallons or Less:** Nonrefillable container. Do not reuse or refill this container. Offer for recycling if available. Triple rinse container (or equivalent) promptly after emptying. **Triple rinse as follows:** Empty the remaining contents into application equipment or a mix tank and drain for 10 seconds after the flow begins to drip. Fill the container 1/4 full with water and recap. Shake for 10 seconds. Pour rinsate into application equipment or a mix tank or store rinsate for later use or disposal. Drain for 10 seconds after the flow begins to drip. Repeat this procedure two more times. Then offer for recycling if

available or reconditioning, or puncture and dispose of in a sanitary landfill, or by other procedures approved by State and local authorities. Plastic containers are also disposable by incineration, or, if allowed by State and local authorities, by burning. If burned stay out of smoke.

**Nonrefillable containers larger than 5 gallons:** Nonrefillable container. Do not reuse or refill this container. Offer for recycling if available. If recycling or reconditioning is not available, puncture and dispose of in a sanitary landfill, or by other procedures approved by State and local authorities. Plastic containers are also disposable by incineration, or, if allowed by State and local authorities, by burning. If burned stay out of smoke. **Triple rinse or pressure rinse container (or equivalent) promptly after emptying. Triple rinse as follows:** Empty the remaining contents into application equipment or a mix tank. Fill the container 1/4 full with water. Replace and tighten closures. Tip container on its side and roll it back and forth, ensuring at least one complete revolution, for 30 seconds. Stand the container on its end and tip it back and forth several times. Turn the container over onto its other end and tip it back and forth several times. Empty the rinsate into application equipment or a mix tank or store rinsate for later use or disposal. Repeat this procedure two more times. **Pressure rinse as follows:** Empty the remaining contents into application equipment or a mix tank and continue to drain for 10 seconds after the flow begins to drip. Hold container upside down over application equipment or mix tank or collect rinsate for later use or disposal. Insert pressure rinsing nozzle in the side of the container, and rinse at about 40 psi for at least 30 seconds. Drain for 10 seconds after the flow begins to drip.

**Refillable containers larger than 5 gallons:** Refillable container. Refill this container with pesticide only. Do not reuse this container for any other purpose. Cleaning the container before final disposal is the responsibility of the person disposing of the container. Cleaning before refilling is the responsibility of the refiller. To clean the container before final disposal, empty the remaining contents from this container into application equipment or a mix tank. Fill the container about 10% full with water. Agitate vigorously or recirculate water with the pump for two minutes. Pour or pump rinsate into application equipment or rinsate collection system. Repeat this rinsing procedure two more times.

**WARRANTY DISCLAIMER**

The directions for use of this product must be followed carefully. TO THE EXTENT CONSISTENT WITH APPLICABLE LAW, (1) THE GOODS DELIVERED TO YOU ARE FURNISHED "AS IS" BY MANUFACTURER OR SELLER AND (2) MANUFACTURER AND SELLER MAKE NO WARRANTIES, GUARANTEES, OR REPRESENTATIONS OF ANY KIND TO BUYER OR USER, EITHER EXPRESS OR IMPLIED, OR BY USAGE OF TRADE, STATUTORY OR OTHERWISE, WITH REGARD TO THE PRODUCT SOLD, INCLUDING, BUT NOT LIMITED TO MERCHANTABILITY, FITNESS FOR A PARTICULAR PURPOSE, USE, OR ELIGIBILITY OF THE PRODUCT FOR ANY PARTICULAR TRADE USAGE. UNINTENDED CONSEQUENCES, INCLUDING BUT NOT LIMITED TO INEFFECTIVENESS, MAY RESULT BECAUSE OF SUCH FACTORS AS THE PRESENCE OR ABSENCE OF OTHER MATERIALS USED IN COMBINATION WITH THE GOODS, OR THE MANNER OF USE OR APPLICATION, INCLUDING WEATHER, ALL OF WHICH ARE BEYOND THE CONTROL OF MANUFACTURER OR SELLER AND ASSUMED BY BUYER OR USER. THIS WRITING CONTAINS ALL OF THE REPRESENTATIONS AND AGREEMENTS BETWEEN BUYER, MANUFACTURER AND SELLER, AND NO PERSON OR AGENT OF MANUFACTURER OR SELLER HAS ANY AUTHORITY TO MAKE ANY REPRESENTATION OR WARRANTY OR AGREEMENT RELATING IN ANY WAY TO THESE GOODS.

**LIMITATION OF LIABILITY**

TO THE EXTENT CONSISTENT WITH APPLICABLE LAW, IN NO EVENT SHALL MANUFACTURER OR SELLER BE LIABLE FOR SPECIAL, INCIDENTAL, OR CONSEQUENTIAL DAMAGES, OR FOR DAMAGES IN THEIR NATURE OF PENALTIES RELATING TO THE GOODS SOLD, INCLUDING USE, APPLICATION, HANDLING, AND DISPOSAL. TO THE EXTENT CONSISTENT WITH APPLICABLE LAW, MANUFACTURER OR SELLER SHALL NOT BE LIABLE TO BUYER OR USER BY WAY OF INDEMNIFICATION TO BUYER OR TO CUSTOMERS OF BUYER, IF ANY, OR FOR ANY DAMAGES OR SUMS OF MONEY, CLAIMS OR DEMANDS WHATSOEVER, RESULTING FROM OR BY REASON OF, OR ARISING OUT OF THE MISUSE, OR FAILURE TO FOLLOW LABEL WARNINGS OR INSTRUCTIONS FOR USE, OF THE GOODS SOLD BY MANUFACTURER OR SELLER TO BUYER. ALL SUCH RISKS SHALL BE ASSUMED BY THE BUYER, USER, OR ITS CUSTOMERS. TO THE EXTENT CONSISTENT WITH APPLICABLE LAW, BUYER'S OR USER'S EXCLUSIVE REMEDY, AND MANUFACTURER'S OR SELLER'S TOTAL LIABILITY SHALL BE FOR DAMAGES NOT EXCEEDING THE COST OF THE PRODUCT.

If you do not agree with or do not accept any of directions for use, the warranty disclaimers, or limitations on liability, do not use the product, and return it unopened to the Seller, and the purchase price will be refunded.

© © © © © © © ©  
© © © © © © © ©  
(RV041411)  
© © © © © © © ©  
© © © © © © © ©  
© © © © © © © ©  
© © © © © © © ©  
© © © © © © © ©  
© © © © © © © ©  
© © © © © © © ©

Mallet is a registered trademark of Nufarm Americas Inc.



OPTIONAL-MARKETING CLAIMS

OPTIONAL FRONT PANEL CLAIMS:

- Prevents damage from listed pests
  - Insects stop eating when they feed on the plant
  - Protects trees and shrubs from damaging insects with one easy treatment
  - Helps keep trees and shrubs strong. Protects new growth.
  - Controls insects that damage trees and shrubs
  - Year-long insect protection for trees and shrubs
  - Treats up to X average size trees or Y shrubs
  - Systemic insecticide is absorbed through the roots, carried up into the plant and won't wash off
  - Prevents insects from damaging trees and shrubs
  - Will not harm trees and shrubs
  - For use on all ornamental trees, listed fruit & nut trees, and shrubs
  - Kills insects & prevents new infestations
  - One application protects up to 12 months
  - Provides 12-Month Insect Protection
  - Rainproof Protection
  - Easy to use - Mix in water and pour around Tree/Shrub
  - Tree Protection - Roots to Leaves!
  - Bark Protection
  - Protects down to the Roots!
  - Protects from the Roots to the Leaves
  - (12-Month) (1 Year) Bark Protection (Defense)
  - (12-Month) (1 Year) Tree Protection (Defense)
  - Year Long (Protection) (Defense)
  - Rain-Proof Formula
  - (Just) Apply Around Plant Base
  - Guaranteed†
- †THE ORTHO GUARANTEE If for any reason you are not satisfied with this product, mail us proof of purchase to obtain a full refund of your purchase price."
- Low-Pressure Shower Applicator

OPTIONAL DIRECTIONS FOR USE:

Alternate Re-entry Statement

[icon] People and pets may re-enter treated areas after spray has dried.

Product Facts:

PRODUCT FACTS	
Kills Insects	Kills and prevents Adelgids, Aphids, Emerald Ash Borer, Japanese Beetles and other listed insects
Where to Use (Apply)	For use on outdoor trees and shrubs, including listed fruit and nut trees
Amount to Use	Apply for 60 seconds around plant base to treat average tree (12-inch round trunk) or shrub (4 feet tall)
People & Pets	People and pets may re-enter treated areas after spray has dried


12  
12

OPTIONAL LANGUAGE CONTINUED ( SEE BELOW )

**OPTIONAL DIRECTIONS FOR USE: (continued)**

<b>HOW TO USE</b>	
Determine the amount of product needed according to chart below. Pour the required amount into a bucket of water and empty the bucket around the base of the tree/shrub.	
<b>HOW MUCH TO APPLY</b>	
<b>Tree with 1 trunk</b>	<ul style="list-style-type: none"> <li>• Measure distance (in inches) around tree trunk at chest height (a flexible tape measure is recommended).</li> <li>• This is the number of ounces of this product to apply.</li> </ul>
<b>Tree with 2 or more trunks</b>	<ul style="list-style-type: none"> <li>• Measure distance (in inches) around each tree trunk and add together.</li> <li>• Multiply this total by 0.75 to get the required number of ounces of this product to apply.</li> </ul> <p>Example: A tree has 4 trunks. They measure 20, 10, 5 and 5 [inches] or a total of 40 inches.  <math>40 \times 0.75 = 30</math> ounces.</p>
<b>Shrubs</b>	<ul style="list-style-type: none"> <li>• Measure the height of the shrub to the nearest foot.</li> <li>• Multiply the number of feet by 3. This will be the number of ounces of this product to apply.</li> </ul> <p>Do not apply more than 0.4 lb a.i. Imidacloprid (410 oz or 3.2 gallons of product) per acre per year.</p>
<b>HOW TO APPLY</b>	
<ul style="list-style-type: none"> <li>• Fill a bucket or watering can with 1 gallon of water (for large trees with circumference greater than 50 inches, use 2 gallons of water).</li> <li>• Shake bottle well.</li> <li>• Carefully measure required amount of product into bucket.</li> <li>• Slowly pour the solution evenly around the tree. For best results, pour as close to the trunk/main stem of the tree/shrub as possible.</li> <li>• Fill the bucket with clean water and pour it around the trunk as well.</li> </ul>	


OPTIONAL LANGUAGE CONTINUED (SEE BELOW)



OPTIONAL DIRECTIONS FOR USE: (continued)

HOW TO USE	
Determine the amount of product needed to treat your tree or shrub by following the steps below. Apply the required amount of product around the base of the tree or shrub.	
STEP 1: DETERMINE AMOUNT OF PRODUCT NEEDED	
[icon] Tree with 1 trunk	<ul style="list-style-type: none"> <li>Measure distance (in inches) around tree trunk at chest height (a flexible tape measure is recommended).</li> <li>This is the number of ounces of this product to apply.</li> </ul>
[icon] Tree with 2 or more trunks	<ul style="list-style-type: none"> <li>Measure distance (in inches) around each tree trunk and add together.</li> <li>Multiply this total by 0.75 to get the required number of ounces of this product to apply.</li> </ul> <p>Example: A tree has 4 trunks. They measure 20, 10, 5 and 5 [inches] or a total of 40 inches. 40 x 0.75 = 30 ounces.</p>
[icon] Shrubs	<ul style="list-style-type: none"> <li>Measure the height of the shrub to the nearest foot.</li> <li>Multiply the number of feet by 3. This will be the number of ounces of this product to apply.</li> </ul> <p>Do not apply more than 0.4 lb a.i. Imidacloprid (410 oz or 3.2 gallons of product) per acre per year.</p>
STEP 2: DETERMINE TOTAL SPRAY TIME	
The low-pressure shower applicator applies approximately 1 ounce of product every 5 seconds.	
<p style="text-align: center;"> <b>Number Ounces</b> x <b>5 Seconds</b> = <b>Total Time to Apply</b>  <b>(Step 1)</b> </p> <p>Example - 12 ounces are needed (from Step 1).  12 ounces x 5 seconds = 60 Total Seconds  Apply for approximately 60 seconds to plant base.</p>	
HOW TO APPLY	
<b>Connect</b>	<ul style="list-style-type: none"> <li>Shake bottle well.</li> <li>Connect sprayer to hose.</li> <li>Turn on water.</li> </ul>
<b>Spray</b>	<ul style="list-style-type: none"> <li>To begin spraying, point nozzle at the base of the tree/shrub you want to treat. Bend small plastic tab down and turn knob to ON position.</li> <li>Apply evenly around the tree/shrub as close to the trunk/main stem as possible.</li> <li>Spray for as long as calculated in the "HOW TO USE" section.</li> </ul>
<b>Finish</b>	<ul style="list-style-type: none"> <li>Stop spraying, turn knob to OFF position.</li> <li>Turn off water.</li> <li>Relieve water pressure by bending the plastic tab down and turning knob to ON position until water slows to a drip. Then, turn knob back to OFF position.</li> <li>Disconnect sprayer from hose.</li> </ul>

OPTIONAL LANGUAGE CONTINUED (SEE BELOW)



12  
12

**Optional Language:**

**THE ORTHO® GUARANTEE:** If for any reason you are not satisfied with this product, mail us proof of purchase to obtain a full refund of you purchase price.

**Designed for Independent Retailers**

Notice: To the extent consistent with applicable law, buyer assumes all risks of use, storage or handling of this product not in accordance with directions.

Questions, Comments, Medical Information Call 877-332-0748

HYPERLINK "http://www.ortho.com" [www.ortho.com](http://www.ortho.com)

Alternate "Amount to Use" section for the concentrate product:

Amount to Use	Tree: 1 ounce per inch of distance around trunk
	Shrub: 3 ounces per foot of plant height

