

228-516

05-20-2010

1/9



UNITED STATES ENVIRONMENTAL PROTECTION AGENCY
WASHINGTON, D.C. 20460

MAY 20 2010
MAY 20 2010

OFFICE OF CHEMICAL SAFETY
AND POLLUTION PREVENTION


Ms. Mary Beth Endres
Registration Manager
Nufarm Americas Inc.
150 Harvester Drive, Suite 200
Burr Ridge, IL 60527

Dear Ms, Endres:

Subject: Razor Burn® Residential
EPA Registration No. 228-516
Your Application and Letter Dated May 7, 2010,
Request to Amend Labeling by Notification, To
Revise Container Disposal Statements To Comply
with PR Notice 2007-4, and to Update Warranty Statements

This Agency is in receipt of your Application for Pesticide Notification under Pesticide Registration Notice (PRN) 98-10 dated May 7, 2010 for the product Razor Burn® Residential. The Registration Division (RD) has conducted a review of this request for its applicability under PRN 98-10 and finds that the action requested falls within the scope of PRN 98-10. The label submitted with the application has been stamped "Notification" and will be placed in our records.

If you have any question, please call me directly at 703-305-5697.

Sincerely yours,

James Tompkins
Product Manager (25)
Herbicide Branch
Registration Division (7505P)

(A)	United States Environmental Protection Agency Office of Pesticide Programs (H7505C) Washington, DC 20460 Application for Pesticide:	<input type="checkbox"/> Registration <input type="checkbox"/> Amendment <input checked="" type="checkbox"/> Other	OPP Identifier Number Please Attach An Original Form
-----	---	--	--

Section I

1. Company/Product Number 228-516	2. EPA Product Manager James Tompkins	3. Proposed Classification <input checked="" type="checkbox"/> None <input type="checkbox"/> Restricted
4. Company/Product (Name) Razor Burn Residential	PM# 25	
5. Name and Address of Applicant (Include ZIP Code) Nufarm Americas Inc. 150 Harvester Drive, Suite 200 Burr Ridge, IL 60527 <input type="checkbox"/> Check if this is a new address		6. Expedited Review. In accordance with FIFRA Section 3(c)(3)(b)(i), my product is similar or identical in composition and labeling to: EPA Reg. No. _____ Product Name _____

Section II

<input type="checkbox"/> Amendment - Explain Below	<input type="checkbox"/> Final printed labels in response to Agency letter dated _____
<input type="checkbox"/> Resubmission in response to Agency letter dated _____	<input type="checkbox"/> "Me Too" Application
<input checked="" type="checkbox"/> Notification - Explain below	<input type="checkbox"/> Other - explain below

Explanation: Use additional page(s) if necessary. (For Section I and Section II).

Notification of label change per PR Notice 2007-4 and PR Notice 1998-10. This notification is consistent with the guidance in PR Notice 2007-4 and PR Notice 1998-10 and the requirements of EPA's regulations at 40 CFR §§ 156.10, 156.140, 156.144, 156.146, 156.156 and 152.46. No other changes have been made to the labeling or the Confidential Statement of Formula for this product. I understand that it is a violation of 18 U.S.C. Sec. 1001 to willfully make any false statement to EPA. I further understand that if the amended label is not consistent with the requirements of PR Notice 1998-10 and 40 CFR §§ 156.10, 156.140, 156.144, 156.146, 156.156 and 152.46, this product may be in violation of FIFRA and I may be subject to enforcement action and penalties under sections 12 and 14 of FIFRA.

Section III

1. Material This Product Will Be Packaged In:			
Child-Resistant Packaging <input checked="" type="checkbox"/> Yes* <input type="checkbox"/> No <small>*Certification must be submitted.</small>	Unit Packaging <input type="checkbox"/> Yes <input checked="" type="checkbox"/> No If "Yes," Unit Package Wt. No. Per Container	Water Soluble Packaging <input type="checkbox"/> Yes <input checked="" type="checkbox"/> No If "Yes," Package Wt. No. Per Container	2. Type of Container <input type="checkbox"/> Metal <input checked="" type="checkbox"/> Plastic <input type="checkbox"/> Glass <input type="checkbox"/> Paper <input type="checkbox"/> Other (Specify) _____
3. Location of Net Contents Information <input checked="" type="checkbox"/> Label or <input checked="" type="checkbox"/> Container		4. Size(s) of Retail Container 1 qt; 1/2, 1, 2.5 Gallons	5. Location of Label Directions <input checked="" type="checkbox"/> On Label or <input checked="" type="checkbox"/> On Labeling accompanying product
6. Manner In Which Label Is Affixed To Product <input checked="" type="checkbox"/> Lithograph <input checked="" type="checkbox"/> Other (<u>Self-Adhesive Integrated Label/Booklet</u>) <input checked="" type="checkbox"/> Paper Glued <input type="checkbox"/> Stenciled			

Section IV

1. Contact Point (Complete items directly below for identification of individual to be contacted, if necessary, to process this application.)		
Name Mary Beth Endres	Title Registration Manager	Telephone No. (Include Area Code) 630-455-2000
Certification I certify that the statements I have made on this form and all attachments thereto are true, accurate and complete. I acknowledge that any knowingly false or misleading statement may be punishable by fine or imprisonment or both under applicable law.		6. Date Application Received (Stamped)
2. Signature 	3. Title Registration Manager	
4. Typed Name Mary Beth Endres	5. Date 05-07-2010	

NAC Revid - 05-18-10 Problem Claimant ⁴/₉
Previously Accepted

Razor Burn®

E. Wilson

Residential

ACTIVE INGREDIENTS:

Glyphosate, isopropylamine salt 18.00%

Diquat dibromide 0.73%

OTHER INGREDIENTS: 81.27%

TOTAL: 100.00%

**KEEP OUT OF REACH OF CHILDREN
CAUTION / PRECAUCION**

Si usted no entiende la etiqueta, busque a alguien para que se la explique a usted en detalle.
(If you do not understand the label, find someone to explain it to you in detail.)

SEE INSIDE BOOKLET FOR FIRST AID AND ADDITIONAL PRECAUTIONARY STATEMENTS

For Chemical Spill, Leak, Fire, or Exposure, Call CHEMTREC (800) 424-9300.
For Medical Emergencies Only, Call (877) 325-1840.

NOTIFICATION

MAY 20 2010


EPA REG. NO. 228-516
EPA EST. NO.

Manufactured For
NUFARM AMERICAS INC.
150 Harvester Drive
Burr Ridge, IL 60527



NET CONTENTS: _____ Gals. (____L)

000228-00516.20100506.EPA_N_PRN2007-4_Patent
NUP-05037



**PRECAUTIONARY STATEMENTS
HAZARDS TO HUMANS AND DOMESTIC ANIMALS
CAUTION / PRECAUCION**

Harmful if swallowed or inhaled. Causes moderate eye irritation. Avoid breathing dust or spray mist. Avoid contact with eyes, skin or clothing. Remove contaminated clothing and wash clothing before reuse. Wash thoroughly with soap and water after handling. DOMESTIC ANIMALS: Keep livestock and pets out of treated areas. Do not graze livestock on treated areas. This product is considered to be relatively nontoxic to dogs and other domestic animals; however, ingestion of this product or large amounts of freshly sprayed vegetation may result in temporary gastrointestinal irritation (vomiting, diarrhea, colic, etc.). If such symptoms are observed, provide the animal with plenty of fluids to prevent dehydration. Call a veterinarian if symptoms persist for more than 24 hours.

USER SAFETY RECOMMENDATIONS	
Users Should:	
<ul style="list-style-type: none"> • Wash hands before eating, drinking, chewing gum, using tobacco or using the toilet. • Remove clothing immediately if pesticide gets inside. Then wash thoroughly and put on clean clothing. • Clothing or protective equipment exposed to this product should be washed in detergent and hot water. Such items should be kept and washed separately from other laundry. 	

FIRST AID	
IF SWALLOWED	<ul style="list-style-type: none"> • Call a poison control center or doctor immediately for treatment advice. • Have person sip a glass of water if able to swallow. • Do not induce vomiting unless told to do so by the poison control center or doctor. • Do not give anything by mouth to an unconscious person. • Quick treatment is essential to counteract poisoning and should be initiated before signs and symptoms of injury appear.
IF INHALED	<ul style="list-style-type: none"> • Move person to fresh air. • If person is not breathing, call 911 or an ambulance, then give artificial respiration, preferably mouth-to-mouth if possible. • Call a poison control center or doctor for further treatment advice.
IF IN EYES	<ul style="list-style-type: none"> • Hold eye open and rinse slowly and gently with water for 15 to 20 minutes. • Remove contact lenses, if present, after the first 5 minutes, then continue rinsing eye. • Call a poison control center or doctor for treatment advice.
IF ON SKIN	<ul style="list-style-type: none"> • Take off contaminated clothing. • Rinse skin immediately with plenty of water for 15-20 minutes. • Call a poison control center or doctor for treatment advice.
HOT LINE NUMBER	
<p>Have the product container or label with you when calling a poison control center or doctor, or going for treatment. You may also contact 1-877-325-1840 for emergency medical treatment information.</p>	

ENVIRONMENTAL HAZARDS

This product is toxic to aquatic invertebrates. Do not apply directly to water, to areas where surface water is present or to intertidal areas below the mean high water mark. Do not contaminate water when cleaning equipment or disposing of equipment washwaters.

PHYSICAL OR CHEMICAL HAZARDS

Spray solutions of this product should be mixed, stored and applied using only stainless steel, aluminum, fiberglass, plastic or plastic-lined steel containers.


DO NOT MIX, STORE OR APPLY THIS PRODUCT OR SPRAY SOLUTIONS OF THIS PRODUCT IN GALVANIZED STEEL OR UNLINED STEEL (EXCEPT STAINLESS STEEL) CONTAINERS OR SPRAY TANKS. This product or spray solutions of this product react with such containers and tanks to produce hydrogen gas which may form a highly combustible gas mixture. This gas mixture could flash or explode, causing serious personal injury, if ignited by open flame, spark, welder's torch, lighted cigarette or other ignition source.

DIRECTIONS FOR USE

It is a violation of Federal law to use this product in a manner inconsistent with its labeling.

Entry Restrictions: Do not allow people or pets to touch treated plants until sprays have dried.

Application Restrictions: Do not apply this product in a way that will contact any person or pet, either directly or through drift. Only the person applying this product may be in the area during application.



KILLS WEEDS	ALL TYPES OF WEEDS & GRASSES
WHERE TO USE	<ul style="list-style-type: none"> • On patios, walkways, driveways, gravel or mulch beds • Around flowers, shrubs or trees • Along fences • In large areas — For lawn replacement — For garden plot preparation* • Other areas in (of) your yard <p>*IMPORTANT: While this product may be used to prepare a vegetable garden for planting, DO NOT USE for spot weed treatment after planting (any) fruits or vegetables.</p>
AMOUNT TO USE	<p>For best results</p> <ul style="list-style-type: none"> • 6 fl. oz. (12 Tbs) per gallon of water <p>Apply on warm days in bright sunlight</p>

MIXING INSTRUCTIONS	
<p>Tank Sprayer (plastic, aluminum, fiberglass, plastic-lined steel or stainless steel. <i>(Do not (mix, store or) apply with (in) a galvanized or unlined steel sprayer.)</i>)</p> <ul style="list-style-type: none"> • (For tough established weeds / For best results,) add 6 fl oz (12 Tbs) to 1 gallon of water. • [Optional text] For easy to kill weeds such as (small) seedlings, add 3 fl oz (6 Tbs) to 1 gallon of water. • Spot treat or spray evenly over 300 sq. ft. 	
<p>Hose-End Sprayer</p> <p>For large areas consider using the Ortho Dial 'n Spray®</p> <ul style="list-style-type: none"> • Set dial to 6 oz. • To sprayer jar add 6 fl. oz. (12 Tbs) for each 300 sq. ft. DO NOT add water. • Spray evenly over measured area. • After spraying, unused product can be poured back into its original container. 	

1 Tablespoon (Tbs) = 3 teaspoons (tsp)

1 fl. oz. = 2 Tbs

Do not (mix, store or) apply with (in) a galvanized or unlined steel (except stainless steel) sprayer, or through any irrigation system.

To clean sprayer after use, rinse sprayer and all sprayer parts with water 3 times. Spray rinse water on bare soil or gravel. Aftercleaning, sprayer may be used for other products.

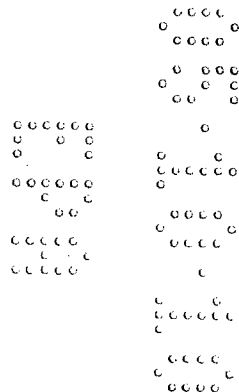
HOW TO APPLY

- Spray the weeds or grasses you want to kill until thoroughly wet.
- When spot treating weeds around desirable plants, shield plants from drift with a sheet (piece) of cardboard or plastic. If desirable plant is accidentally sprayed, rinse off immediately with water (or cut off treated area).

IMPORTANT: Do not spray plants or grasses you like - they will die. Not recommended for spot weed control in lawns since this product kills lawn grasses.

WHEN TO APPLY

- Use anytime weeds and grasses are actively growing. (Apply when weeds are actively growing.)
- For best (fastest visual) results, apply during warm, sunny weather (above 60°F) to accelerate systemic movement from foliage to roots.
- Apply when air is calm to prevent drift to desirable plants.
- This product is rainproof in 2 hours (30, 45, 60, or 90 minutes; 1 hour; less than 1 hour; less than 60 minutes; less than 30 minutes). [Alternate Text] (RAIN-PROOF:) Rain or watering 2 hours (30, 45, 60, or 90 minutes; 1 hour; less than 1 hour; less than 60 minutes; less than 30 minutes) after (of) application will not wash away effectiveness.
- [Optional text] Apply when weeds are small and before seeds form. Established (Hard to kill) weeds may require a repeat application.



ADDITIONAL TIPS

• For Lawn Replacement

Use this product to kill a (an old) (an unwanted) lawn and (its) weeds before planting (a) new lawn (OR prior to laying a patio, sidewalk, or driveway).

[Alternate text] For lawn replacement use [insert brand name] to kill lawn and (&) weeds before planting new lawn.

- Skip one mowing before spraying.
- If soil is dry, water before application and 2 to 3 days after application.
- Wait 7 days after last application to rake, till or replant with seed or sod.

[Alternate text]

- Wait 7 days for weeds and lawn to die. Repeat if necessary.
- Rake or till to prepare area for planting seed or sod.
- (If green patches remain after 7 days, reapply.)

[Alternate Section]

(Great) [Insert product name] Project: Lawn Renovation

Use this product to kill sections of a weed-infested lawn before re-seeding.

- Apply this product to lawn weeds and grasses. Wait 7 days after application to rake, till or replant with seed or sod.
- Work (1" of) Scotts Lawn Soil with Starter Fertilizer into existing soil, mixing well.
- For thick, green grass – guaranteed – spread Scotts Pure Premium (or other Scotts grass seed) and water regularly (daily) to keep area moist (follow package instructions).
- For best results, add a thin layer of Scotts Miracle-Gro Sphagnum Peat Moss (or Scotts Lawn Soil) over the area to help seeded area stay moist throughout germination period.

• For Flowerbed and Garden (Plot) Preparation

Use this product to kill weeds, grasses and brush before planting flowers, fruits, vegetables, trees or shrubs.

- If soil is dry, water before application and 2 to 3 days after application.
- Apply evenly over treatment area.
- (Wait 4 to 6 days for product to kill plants then cleanup plant refuse and till soil.)
- Wait (at least) 1 day before planting flowers, trees and shrubs. (Refer to the **When To Replant** section for planting intervals for fruits and vegetables.)

[Alternate Section]

• (Great) [Insert product name] Project: Lawn Renovation

Use this product to kill unwanted weeds and grasses before planting flowers, fruits, vegetables, trees or shrubs.

- Apply this product to vegetation in planting bed.
- (Wait 4 to 6 days for product to kill plants then cleanup plant refuse and till soil.)
- Wait (at least) 1 day after application before planting flowers, trees, and shrubs. (Refer to the **When To Replant** section for planting intervals for fruits and vegetables.)
- For best results, add 3" of Miracle-Gro Garden Soil to your garden. Rototill or spade to a depth of 6", mixing well.
- Feed (new) plants every 2 weeks with Miracle-Gro Plant Food (follow package instructions).

• To Kill Vines

- If vines are growing up poles, fences, or tree trunks with mature bark, cut vines to a height of 3 to 4 feet and spray vines thoroughly.
- If vines are climbing shrubs or tree trunks with green bark, cut vines at base and treat as directed for stumps or spray regrowth. If spraying regrowth, shield shrubs and green bark from spray drift with a sheet (piece) of cardboard or plastic.

• To Kill Stumps

- Cut living stump close to ground.
- Drive (drill) 4 to 5 holes into freshly cut stump.
- Immediately pour undiluted product into holes.

IMPORTANT: Some trees may share the same root system. Adjacent trees having a similar age, height and spacing may signal shared roots system. Injury may occur to non-treated trees when one or more trees sharing common roots are treated.

• Kudzu

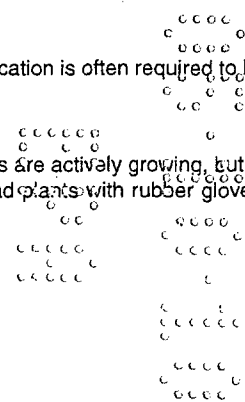
For best results, apply in mid to late summer when vines are mature and actively growing.

• Wild Blackberry

Spray anytime plants are actively growing. Dead canes should be cut down and removed. Reapplication is often required to kill deep roots.

• Poison Ivy & Poison Oak

Contact with these plants anytime of the year can cause an allergic reaction. Spray anytime plants are actively growing, but at least 4 weeks before the first killing frost in the fall. Reapply, if new growth appears. Handle dead plants with rubber gloves. Dispose of plants and rubber gloves in tightly sealed garbage bags.



8/8

WHEN TO REPLANT

- All ornamental flowers, trees and shrubs may be planted 1 day after application.
- Lawn grasses, herbs, vegetables (all), and fruits may be planted 3 days after application.

2 X

HOW IT WORKS

This product enters plants through foliage and moves systemically to the roots, killing weeds by stopping the production of a substance found in plants. Any product not absorbed by plants will be deactivated after it hits the soil. Weeds usually yellow and wilt within hours with complete kill in 1 to 2 weeks.

KILLS ALL TYPES OF WEEDS & GRASSES

Weeds (including): Artichoke thistle, beggarweed, black medic, blue mustard, blue toadflax, brassbuttons, broadleaf plantain, burclover, buttercup, Canada thistle, cattail, chickweed, cocklebur, common groundsel, common mullein, common plantain, common ragweed, creeping beggarweed, creeping-charlie, curly dock, dandelion, dog fennel, evening primrose, false dandelion, fiddleneck, field bindweed (wild morningglory), field pennycress, filaree, Florida pusley, garden spurge, henbit, horsenettle, horseradish, horseweed/marestail, iceplant, knapweed, knotweed, lambsquarters, lantana, little bittercress, London rocket, mallow, mayweed, milkweed, mouseear chickweed, narrowleaf (buckhorn) plantain, nightshade (silverleaf), oldenlandia, oxalis, Pennsylvania smartweed, pennywort, poison hemlock, prickly lettuce, primrose, prostrate spurge, puncturevine, ragweed, red clover, redroot pigweed, shepherdspurse, smooth catsear, smooth pigweed, sowthistle, spotted spurge, tansy ragwort, tansymustard, teaweed, trumpetcreeper, tumble mustard, Virginia creeper, white clover, whitetop, wild barley, wild mustard, wild oats, wild sweet potato, yellow starthistle, and other broadleaf weeds.

Grasses (including): Annual bluegrass, annual ryegrass, bahiagrass, barnyardgrass, bentgrass, Bermudagrass, bromegrass, Cogongrass, crabgrass, creeping bentgrass, dallisgrass, fall panicum, fescue, field sandbur, foxtail, goosegrass, guineagrass, Johnsongrass, Kentucky bluegrass, kikuyugrass, lovegrass, maidencane, nimblewill, nutsedge, orchardgrass, pampas grass, perennial ryegrass, purple nutsedge, quackgrass, sandspur, smooth bromegrass, sprangletop, St. Augustinegrass, tall fescue, Texas panicum, Timothy, torpedograss, vaseygrass, witchgrass, yellow nutgrass, zoysia and other grassy weeds.

Brush (Tough Weeds), Unwanted Trees, Shrubs & Vines (including): Alder, ash, (quaking) aspen, blackberry, bluegum eucalyptus, broom (French, Scotch), buckwheat, ceanothus, chamise, cherry, coyote brush, dewberry, elderberry, elm, eucalyptus, giant reed, hawthorn, hazel, honeysuckle, kudzu, locust, madrone, maple, oak, persimmon, poison oak, poison ivy, poplar, raspberry, sage, sagebrush, salmonberry, saltcedar, sassafras, sumac, sweetgum, tan oak, thimbleberry, tree tobacco, wild rose (multiflora) willow and other tough weeds.

STORAGE AND DISPOSAL

Do not contaminate water, foodstuffs, feed or seed by storage or disposal.

PESTICIDE STORAGE: Store in original container in a safe place away from direct sunlight.

CONTAINER DISPOSAL: Nonrefillable container. Do not reuse or refill this container. **If empty:** Place in trash or offer for recycling if available. **If partly filled:** Call your local solid waste agency for disposal instructions. Never place unused product down any indoor (including toilet) or outdoor (including sewer) drain.

WARRANTY DISCLAIMER

The directions for use of this product must be followed carefully. TO THE EXTENT CONSISTENT WITH APPLICABLE LAW, (1) THE GOODS DELIVERED TO YOU ARE FURNISHED "AS IS" BY MANUFACTURER OR SELLER AND (2) MANUFACTURER AND SELLER MAKE NO WARRANTIES, GUARANTEES, OR REPRESENTATIONS OF ANY KIND TO BUYER OR USER, EITHER EXPRESS OR IMPLIED, OR BY USAGE OF TRADE, STATUTORY OR OTHERWISE, WITH REGARD TO THE PRODUCT SOLD, INCLUDING, BUT NOT LIMITED TO MERCHANTABILITY, FITNESS FOR A PARTICULAR PURPOSE, USE, OR ELIGIBILITY OF THE PRODUCT FOR ANY PARTICULAR TRADE USAGE. UNINTENDED CONSEQUENCES, INCLUDING BUT NOT LIMITED TO INEFFECTIVENESS, MAY RESULT BECAUSE OF SUCH FACTORS AS THE PRESENCE OR ABSENCE OF OTHER MATERIALS USED IN COMBINATION WITH THE GOODS, OR THE MANNER OF USE OR APPLICATION, INCLUDING WEATHER, ALL OF WHICH ARE BEYOND THE CONTROL OF MANUFACTURER OR SELLER AND ASSUMED BY BUYER OR USER. THIS WRITING CONTAINS ALL OF THE REPRESENTATIONS AND AGREEMENTS BETWEEN BUYER, MANUFACTURER AND SELLER, AND NO PERSON OR AGENT OF MANUFACTURER OR SELLER HAS ANY AUTHORITY TO MAKE ANY REPRESENTATION OR WARRANTY OR AGREEMENT RELATING IN ANY WAY TO THESE GOODS.

LIMITATION OF LIABILITY

TO THE EXTENT CONSISTENT WITH APPLICABLE LAW, IN NO EVENT SHALL MANUFACTURER OR SELLER BE LIABLE FOR SPECIAL, INCIDENTAL, OR CONSEQUENTIAL DAMAGES, OR FOR DAMAGES IN THEIR NATURE OF PENALTIES RELATING TO THE GOODS SOLD, INCLUDING USE, APPLICATION, HANDLING, AND DISPOSAL. TO THE EXTENT CONSISTENT WITH APPLICABLE LAW, MANUFACTURER OR SELLER SHALL NOT BE LIABLE TO BUYER OR USER BY WAY OF INDEMNIFICATION TO BUYER OR TO CUSTOMERS OF BUYER, IF ANY, OR FOR ANY DAMAGES OR SUMS OF MONEY CLAIMS OR DEMANDS WHATSOEVER, RESULTING FROM OR BY REASON OF, OR ARISING OUT OF THE MISUSE, OR FAILURE TO FOLLOW LABEL WARNINGS OR INSTRUCTIONS FOR USE, OF THE GOODS SOLD BY MANUFACTURER OR SELLER TO BUYER. ALL SUCH RISKS SHALL BE ASSUMED BY THE BUYER, USER, OR ITS CUSTOMERS. TO THE EXTENT CONSISTENT WITH APPLICABLE LAW, BUYER'S OR USER'S EXCLUSIVE REMEDY, AND MANUFACTURER'S OR SELLER'S TOTAL LIABILITY SHALL BE FOR DAMAGES NOT EXCEEDING THE COST OF THE PRODUCT.

CCCC
CCCC
CCCC
CCCC

