

228-455

9/29/2009

1/12



UNITED STATES ENVIRONMENTAL PROTECTION AGENCY
WASHINGTON, D.C. 20460

OFFICE OF
PREVENTION, PESTICIDES AND
TOXIC SUBSTANCES

SEP 29 2009

Mr. Matthew Granahan
Registration Manager
Nufarm Americas Inc.
150 Harvester Drive, Suite 200
Burr Ridge, IL 60527


RE: Notification of Final Printed Label & Primary Brand Name Change: Strike 3 Ultra 3
Selective Herbicide
EPA Registration Number: 228-455
Date of Submission: August 21, 2009

Dear Mr. Granahan:

The Agency is in receipt of your Application for Pesticide Notification under Pesticide Registration Notice (PRN) 98-10 dated, August 21, 2009, for the above mentioned product. The Registration Division (RD) has conducted a review of this request for its applicability under PRN 98-10 and finds that the actions requested fall within the scope of PRN 98-10. The label submitted with the application has been stamped "Notification" and will be placed in our records.

If you have any questions, please me directly at 703-305-6249 or Joyce Edwards of my staff at 703-308-5479.

Sincerely,


Linda Arrington
Notifications & Minor Formulations Team Leader
Registration Division (7505P)
Office of Pesticide Programs



2/12

	United States Environmental Protection Agency Washington, DC 20460	<input type="checkbox"/> Registration <input type="checkbox"/> Amendment <input checked="" type="checkbox"/> Other	OPP Identifier Number
--	---	--	-----------------------

Application for Pesticide - Section I

1. Company/Product Number 228-455	2. EPA Product Manager Joanne Miller	3. Proposed Classification <input type="checkbox"/> None <input type="checkbox"/> Restricted
4. Company/Product (Name) Strike 3 Ultra 3 Selective Herbicide	PM# 23	
5. Name and Address of Applicant (Include ZIP Code) Nufarm Americas Inc. 150 Harvester Drive, Suite 200 Burr Ridge, IL 60527 <input type="checkbox"/> Check if this is a new address		6. Expedited Review. In accordance with FIFRA Section 3(c)(3)(b)(i), my product is similar or identical in composition and labeling to: EPA Reg. No. _____ Product Name _____

Section - II

<input type="checkbox"/> Amendment - Explain below.	<input checked="" type="checkbox"/> Final printed labels in response to March 24, 2008 & July 10, 2009 Agency letter dated
<input type="checkbox"/> Resubmission in response to Agency letter dated _____	<input type="checkbox"/> "Me Too" Application.
<input checked="" type="checkbox"/> Notification - Explain below.	<input type="checkbox"/> Other - Explain below.

NOTIFICATION
SEP 29 2009

Explanation: Use additional page(s) if necessary. (For section I and Section II.)

Label notification consistent and 98-10, see cover letter for detailed explanation. This notification is consistent with the provisions of PR Notice 98-10 and EPA regulations at 40 CFR 152.46, and no other changes have been made to the labeling or the confidential statement of formula of this product. I understand that it is a violation of 18 U.S.C. Sec. 1001 to willfully make false statements to EPA. I further understand that if this notification is not consistent with the terms of PR Notice 98-10 and 40 CFR 152.46, this product may be in violation of FIFRA and I may be subject to enforcement action and penalties under sections 12 and 14 of FIFRA.

Section - III

1. Material This Product Will Be Packaged In:					
Child-Resistant Packaging <input type="checkbox"/> Yes <input type="checkbox"/> No	Unit Packaging <input type="checkbox"/> Yes <input type="checkbox"/> No	Water Soluble Packaging <input type="checkbox"/> Yes <input type="checkbox"/> No	2. Type of Container		
* Certification must be submitted			If "Yes" Unit Packaging wgt. No. per container	If "Yes" Package wgt No. per container	<input type="checkbox"/> Metal <input type="checkbox"/> Plastic <input type="checkbox"/> Glass <input type="checkbox"/> Paper <input type="checkbox"/> Other (Specify) _____
3. Location of Net Contents Information		4. Size(s) Retail Container		5. Location of Label Directions	
<input type="checkbox"/> Label <input type="checkbox"/> Container				<input type="checkbox"/>	
6. Manner in Which Label is Affixed to Product			<input type="checkbox"/> Other _____		
<input type="checkbox"/> Lithograph Paper glued Stenciled					

Section - IV

1. Contact Point (Complete items directly below for identification of individual to be contacted, if necessary, to process this application.)			
Name Matthew Granahan matthew.granahan@us.nufarm.com	Title Registration Manager	Telephone No. (Include Area Code) (630) 455-2048	
Certification I certify that the statements I have made on this form and all attachments thereto are true, accurate and complete. I acknowledge that any knowingly false or misleading statement may be punishable by fine or imprisonment or both under applicable law.			6. Date Application Received (Stamped)
2. Signature 	3. Title Registration Manager		
4. Typed Name Matthew Granahan	5. Date 08/21/09		



Nufarm Americas Inc.
150 Harvester Drive, Suite 200
Burr Ridge, IL 60527
Telephone: (630) 455.2000 Facsimile: (630) 455.2001
www.us.nufarm.com

3/12

August 21, 2009

Via Overnight Courier

U. S. Environmental Protection Agency (7504P)
Document Processing Desk (NOTIF)
Room S4900, One Potomac Yard
2777 S. Crystal Drive
Arlington, VA 22202

**Subject: Strike 3 Ultra 3 Selective Herbicide
EPA Reg. No. 228-455
Final Printed Label & Primary Brand Name Change**

Dear Ms. Hobgood:

Enclosed are the subject product's final print labeling, which is now consistent with the EPA Comment Letter and EPA Stamped Label dated March 24, 2008 & July 10, 2009. Nufarm has also changed the Primary Brand Name of referenced product


To process this request please find enclosed the following:

- Application for Pesticide Registration EPA form 8570-1
- Final Print Labeling (1 copy)

If you should have any questions regarding this matter, please feel free to contact me at (630) 455-2048 or matthew.granahan@us.nufarm.com.

Sincerely,


Matthew Granahan
Registration Manager
Nufarm Americas, Inc.



4/12

NOTIFICATION

STRIKE 3 ULTRA[®]

SEP 3 2 9 2009

SELECTIVE HERBICIDE

A Three-Way Post-Emergent Selective Broadleaf Herbicide Containing 2,4-D, Fluroxypyr And Dichlorprop-p. For Use On Golf Courses, Parks, Highways, And Ornamental Turf Lawns. Also For Use On Sod Farms. Kills Dandelions, Chickweeds, Plantains, Oxalis, Spurge And Many Other Broadleaf Weeds, Some Of Which Are Listed On This Label.

GET THE OPTICAL ADVANTAGE[®]

ACTIVE INGREDIENTS:

Dimethylamine Salt of 2,4-Dichlorophenoxyacetic Acid*	39.30%
1-Methylheptyl Ester of Fluroxypyr: [(4-amino-3-5-dichloro-6-fluoro-2-pyridinyl) oxy] acetic Acid, 1-methylheptyl ester**	5.88%
Dimethylamine Salt of (+)-R-2-(2,4-Dichlorophenoxy) propionic Acid***‡	9.72%
OTHER INGREDIENTS:	<u>45.10%</u>
TOTAL:	100.00%

Isomer Specific Method, Equivalent to:

*2,4-Dichlorophenoxyacetic Acid	32.64%, 3.2 lbs/gal.
**[(4-amino-3-5-dichloro-6-fluoro-2-pyridinyl) oxy] acetic acid	4.08%, 0.4 lbs/gal.
***(+)-R-2-(2,4-Dichlorophenoxy) propionic Acid	8.16%, 0.8 lbs/gal.

‡CONTAINS THE SINGLE ISOMER FORM OF DICHLORPROP-p.

INTENDED FOR USE BY TURF MAINTENANCE PERSONNEL, LANDSCAPING OR COMMERCIAL APPLICATORS ONLY. NOT INTENDED FOR SALE TO OR USE BY HOMEOWNERS.

DO NOT SELL, DISTRIBUTE OR USE THE PRODUCT IN NASSAU AND SUFFOLK COUNTY IN NEW YORK.

KEEP OUT OF REACH OF CHILDREN DANGER / PELIGRO

Si usted no entiende la etiqueta, busque a alguien para que se la explique a usted en detalle. (If you do not understand the label, find someone to explain it to you in detail.)

SEE INSIDE BOOKLET FOR FIRST AID AND ADDITIONAL PRECAUTIONARY STATEMENTS

For Chemical Spill, Leak, Fire, or Exposure, Call CHEMTREC (800) 424-9300
For Medical Emergencies Only, Call (877) 325-1840


EPA REG. NO. 228-455
EPA EST. NO. 228-IL-1

Manufactured For
NUFARM AMERICAS INC.
150 Harvester Drive
Burr Ridge, IL 60527



NET CONTENTS: Gals. (L)

000228-00455.20090814.EPA.FIN



5/12

**PRECAUTIONARY STATEMENTS
HAZARDS TO HUMANS AND DOMESTIC ANIMALS
DANGER / PELIGRO**

Corrosive. Causes irreversible eye damage. Harmful if swallowed or absorbed through skin. Do not get in eyes, on skin or on clothing.

PERSONAL PROTECTIVE EQUIPMENT (PPE):

Some materials that are chemical-resistant to this product are made of any waterproof material. If you want more options, follow the instructions for category A on an EPA chemical-resistance category selection chart.

All mixers, loaders, applicators, and other handlers must wear:

- Long-sleeved shirt and long pants,
- Shoes and socks,
- Chemical-resistant gloves,
- Goggles, face shield or safety glasses, and
- Chemical-resistant apron when mixing or loading, cleaning up spills or equipment, or otherwise exposed to the concentrate.

See engineering controls for additional requirements.

Follow manufacturer's instructions for cleaning/maintaining PPE. If no such instructions for washables exist, use detergent and hot water. Keep and wash PPE separately from other laundry.

Engineering Control Statements:

When handlers use closed systems or enclosed cabs in a manner that meets the requirements listed in the Worker Protection Standard (WPS) for agricultural pesticides [40 CFR 170.240(d) (4-6)], the handler PPE may be reduced or modified as specified in the WPS.


USER SAFETY RECOMMENDATIONS	
Users Should:	
<ul style="list-style-type: none"> • Wash hands before eating, drinking, chewing gum, using tobacco, or using the toilet. • Remove clothing/PPE immediately if pesticide gets inside. Then wash thoroughly and put on clean clothing. If pesticide gets on skin, wash immediately with soap and water. • Remove PPE immediately after handling this product. Wash the outside of gloves before removing. As soon as possible, wash thoroughly and change into clean clothing. 	

FIRST AID	
IF IN EYES	<ul style="list-style-type: none"> • Hold eye open and rinse slowly and gently with water for 15 to 20 minutes. • Remove contact lenses, if present, after the first 5 minutes, then continue rinsing eye. • Call a poison control center or doctor for treatment advice.
IF SWALLOWED	<ul style="list-style-type: none"> • Call a poison control center or doctor immediately for treatment advice. • Have person sip a glass of water if able to swallow. • Do not induce vomiting unless told to do so by the poison control center or doctor. • Do not give anything by mouth to an unconscious person.
IF ON SKIN OR CLOTHING	<ul style="list-style-type: none"> • Take off contaminated clothing. • Rinse skin immediately with plenty of water for 15 to 20 minutes. • Call a poison control center or doctor for treatment advice.
HOT LINE NUMBER	
Have the product container or label with you when calling a poison control center or doctor, or going for treatment. You may also contact 1-877-325-1840 for emergency medical treatment information.	
NOTE TO PHYSICIAN	
Probable mucosal damage may contraindicate the use of gastric lavage.	

ENVIRONMENTAL HAZARDS

This pesticide may be toxic to fish and aquatic invertebrates. Do not apply directly to water, to areas where surface water is present, or to intertidal areas below the mean high water mark. Drift and runoff may be hazardous to aquatic organisms in water adjacent to treated areas. Do not contaminate water when disposing of equipment wash waters or rinsate.

This product has properties and characteristics associated with chemicals detected in groundwater. The use of this product in areas where soils are permeable, particularly where the water table is shallow, may result in groundwater contamination. Application around a cistern or well may result in contamination of drinking water or groundwater.



DIRECTIONS FOR USE

It is a violation of Federal law to use this product in a manner inconsistent with its labeling. READ ENTIRE LABEL BEFORE USING THIS PRODUCT. USE STRICTLY IN ACCORDANCE WITH LABEL PRECAUTIONARY STATEMENTS AND DIRECTIONS.

Do not apply this product in a way that will contact workers or other persons, either directly or through drift. Only protected handlers may be in the area during application. For any requirements specific to your State or Tribe, consult the agency responsible for pesticide regulation.

This product is for use on ornamental turf lawns (residential, industrial and institutional), parks, cemeteries, athletic fields and golf courses (fairways, aprons, tees* and roughs).

*Excluding Bentgrass Tees.

AGRICULTURAL USE REQUIREMENTS

Use this product only in accordance with its labeling and with the Worker Protection Standard, 40 CFR Part 170. This Standard contains requirements for the protection of agricultural workers on farms, forests, nurseries, and greenhouses, and handlers of agricultural pesticides. It contains requirements for training, decontamination, notification, and emergency assistance. It also contains specific instructions and exceptions pertaining to the statements on this label about Personal Protective Equipment (PPE) and restricted-entry interval. The requirements in this box only apply to uses of this product that are covered by the Worker Protection Standard.

Do not enter or allow worker entry into treated areas during the restricted-entry interval (REI) of 48 hours.

PPE required for early entry to treated areas that is permitted under the Worker Protection Standard and that involves contact with anything that has been treated, such as plants, soil, or water, is: Coveralls, chemical-resistant gloves made of any waterproof material, shoes plus socks and protective eyewear.

NON-AGRICULTURAL USE REQUIREMENTS

The requirements in this box apply to uses of this product that are NOT within the scope of the Worker Protection Standard for agricultural pesticides (40 CFR Part 170). The WPS applies when this product is used to produce agricultural plants on farms, forests, nurseries, or greenhouses.

Do not enter or allow people (or pets) to enter the treated area until sprays have dried.

USE PRECAUTIONS

Avoid drift of spray mist to vegetables, flowers, ornamental plants, shrubs, trees and other desirable plants. Do not pour spray solutions near desirable plants. Do not use on Centipede, St. Augustine, Dichondra, nor on lawns or turf where desirable clovers are present. Use lawn type sprayer with coarse spray as wind drift is less likely. Avoid contact with exposed feeder roots of ornamentals and trees. Maximum control of weeds will be obtained from spring or early fall applications when weeds are actively growing. Use the higher rate for hard-to-control weeds. Do not exceed specified dosages for any area; be particularly careful within the dripline of tree and other ornamental species. Do not apply to newly seeded grasses until well established. Avoid broadcast applications when air temperature exceeds 90°F. When using small, spot treatment applications in temperature over 90°F, turf injury may occur.


When treating Carpetgrass and St. Augustine grass, avoid broadcast applications when air temperature exceeds 80°F. When air temperatures exceed 80°F, limit application to spot treatment only.

The suitable use on non-recommended turf species may be determined by treating a small area at any rate/acre which does not exceed 3 pints/acre. The treated area should be observed for any sign of turf injury for a period of 30 days of normal growing conditions to determine the phytotoxicity and efficacy to the treated area.

For optimum results: (1) avoid applying during excessively dry or hot periods unless irrigation is used; (2) turf should not be mowed 1 to 2 days before and following application; (3) reseed no sooner than 3 to 4 weeks after application of this product. Adding oil, wetting agent, or other surfactant to the spray may be used to increase effectiveness on weeds but doing so may reduce selectivity to turf resulting in turf damage. Clean and rinse spray equipment using soap or detergent and water, and rinse thoroughly before reuse for other sprays.

Under some conditions this product may have a potential to run-off to surface water or adjacent land. Where possible, use methods which reduce soil erosion, such as no till, limited till and contour plowing; these methods also reduce pesticide run-off. Where feasible, use application techniques such as T-banding and in-furrow techniques which incorporate the pesticide into the soil. Use of vegetation filter strips along rivers, creeks, streams, wetlands, etc. or on the downhill side of fields where run-off could occur will minimize water run-off.

Clean and rinse spray equipment using soap or detergent and water, and rinse thoroughly before reuse for other spraying. Do not apply this product through any type of irrigation system.



SPRAY DRIFT MANAGEMENT

A variety of factors including weather conditions (e.g., wind direction, wind speed, temperature, relative humidity) and method of application (e.g., ground, aerial, airblast, chemigation) can influence pesticide drift. The applicator must evaluate all factors and make appropriate adjustments when applying this product.

Droplet Size

When applying sprays that contain 2,4-D as the sole active ingredient, or when applying sprays that contain 2,4-D mixed with active ingredients that require a Coarse or coarser spray, apply only as a Coarse or coarser spray (ASAE standard 572) or a volume mean diameter of 385 microns or greater for spinning atomizer nozzles.

When applying sprays that contain 2,4-D mixed with other active ingredients that require a Medium or more fine spray, apply only as a Medium or coarser spray (ASAE standard 572) or a volume mean diameter of 300 microns or greater for spinning atomizer nozzles.

Wind Speed

Do not apply at wind speeds greater than 15 mph. Only apply this product if the wind direction favors on-target deposition and there are not sensitive areas (including, but not limited to, residential areas, bodies of water, known habitat for nontarget species, nontarget crops) within 250 feet downwind. If applying a Medium spray, leave one swath unsprayed at the downwind edge of the treated field.

Temperature Inversions

If applying at wind speeds less than 3 mph, the applicator must determine if: a) conditions of temperature inversion exist, or b) stable atmospheric conditions exist at or below nozzle height. Do not make applications into areas of temperature inversions or stable atmospheric conditions.

Susceptible Plants

Do not apply under circumstances where spray drift may occur to food, forage, or other plantings that might be damaged or crops thereof rendered unfit for sale, use or consumption. Susceptible crops include, but are not limited to, cotton, okra, flowers, grapes (in growing stage), fruit trees (foliage), soybeans (vegetative stage), ornamentals, sunflowers, tomatoes, beans, and other vegetables, or tobacco. Small amounts of spray drift that might not be visible may injure susceptible broadleaf plants.

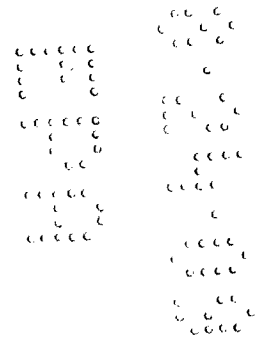
Other State and Local Requirements

Applicators must follow all state and local pesticide drift requirements regarding application of 2,4-D herbicides. Where states have more stringent regulations, they must be observed.

Equipment

All aerial and ground application equipment must be properly maintained and calibrated using appropriate carriers or surrogates.


Do not apply with a nozzle height greater than 4 feet above the crop canopy.



WEEDS CONTROLLED

Alder	Dogbane	Nettle	Spurweed
Annual yellow sweet clover	Dogfennel	Orange hawkweed	Stinging nettle
Artichoke	Elderberry	Oxalis	Stinkweed
Aster	English daisy	Oxeye daisy	Stitchwort
Austrian fieldcress	Fall dandelion	Parsley-piert	Strawberry clover
Bedstraw	False dandelion	Parsnip	Sumac
Beggartick	False flax	Pearlwort	Sunflower
Biden	False sunflower	Pennycress	Sweet clover
Bindweed	Fiddleneck	Pennywort	Tall nettle
Bird vetch	Field bindweed	Peppergrass	Tall vervain
Bitterweed	Field pansy	Pepperweed	Tansy mustard
Bitter wintercress	Flea bane (daisy)	Pigweed	Tansy ragwort
Black-eyed Susan	Flixweed	Pineywoods bedstraw	Tanweed
Black medic	Florida betony	Plains coreopsis	Tanweed
Black mustard	Florida pusley	Plantain	Thistle
Black-seed plantain	Frenchweed	Poison hemlock	Tick trefoil
Blessed thistle	Galinsoga	Poison ivy	Toadflax
Blue lettuce	Garlic mustard	Poison oak	Trailing Crownvetch
Blue vervain	Goathead	Pokeweed	Tumble mustard
Box elder	Goatsbeard	Poorjoe	Tumble pigweed
Bracted plantain	Goldenrod	Povertyweed	Tumbleweed
Brassbuttons	Ground ivy	Prickly lettuce	Velvet leaf
Bristly ox tongue	Gumweed	Prickly sida	Venice mallow
Broadleaf dock	Hairy bittercress	Primrose	Veronica
Broadleaf plantain	Hairy fleabane	Prostrate knotweed	Vervain
Broomweed	Hawkweed	Prostrate pigweed	Vetch
Buckhorn	Healall	Prostrate spurge	Virginia buttonweed
Buckhorn plantain	Heartleaf drymary	Prostrate vervain	Virginia creeper
Bulbous buttercup	Hedge bindweed	Puncture vine	Virginia pepperweed
Bull nettle	Hedge mustard	Purslane	Wavyleaf bullthistle
Bull thistle	Hemp	Ragweed	Western clematis
Burdock	Henbit	Red clover	Western salsify
Burning nettle	Hoary cress	Redroot pigweed	White clover
Bur ragweed	Hoary plantain	Red sorrel	White mustard
Burweed	Hoary vervain	Redstem filaree	Wild mustard
Buttercup	Honeysuckle	Rough cinquefoil	Wild aster
Canada thistle	Hop clover	Rough fleabane	Wild buckwheat
Carolina geranium	Horsenettle	Roundleafed marigold	Wild carrot
Carpetweed	Horsetail	Rush	Wild four-o'clock
Catchweed bedstraw	Indiana mallow	Russian pigweed	Wild garlic
Catsear	Ironweed	Russian thistle	Wild geranium
Catnip	Jewelweed	St. Johnswort	Wild lettuce
Chickweed	Jimsonweed	Scarlet pimpernel	Wild marigold
Chicory	Kochia	Scotch thistle	Wild onion
Cinquefoil	Knawel	Sheep sorrel	Wild parsnip
Clover	Knotweed	Shepherdspurse	Wild radish
Cockle	Lambsquarter	Slender plantain	Wild rape
Cocklebur	Lespedeza	Smallflower galinsoga	Wild strawberry
Coffeebean	Locoweed	Smartweed	Wild sweet potato
Coffeeweed	Lupine	Smooth dock	Wild vetch
Common chickweed	Mallow	Smooth pigweed	Willow
Common mullein	Marshelder	Sneezeweed	Witchweed
Common sowthistle	Matchweed	Southern wild rose	Woolly morningglory
Corn Chamomile	Mexicanweed	Sowthistle	Woodsorrel
Creeping jenny	Milk vetch	Spanishneedle	Woolly croton
Crimson clover	Milkweed bloodflower	Spatterdock	Woolly plantain
Croton	Mugwort	Speedwell	Wormseed
Cudweed	Morningglory	Spiny Amaranth	Yarrow
Curly dock	Mousear chickweed	Spiny cocklebur	Yellow rocket
Curly indigo	Musk thistle	Spotted catsear	Yellowflower pepperweed and other broadleaf weeds.
Dandelion	Mustard	Spotted knapweed	
Dead nettle	Narrowleaf plantain	Spotted spurge	
Dock	Narrowleaf vetch	Spurge	

Some of these species may require repeat spot applications and/or use of higher rate recommended on this product label even under ideal conditions for application.



9
12

RECOMMENDED MIXING INSTRUCTIONS

Fill spray tank with water. Start agitation and slowly add the recommended amount of concentrate. Maintain continuous agitation after mixing and during application. If this product is allowed to stand in tank for extended periods of time, some separation may occur. Reagitate before use.

ORNAMENTAL LAWNS AND TURF

Apply this product at the rate of 2 to 3 pints in 20 to 240 gallons of water per acre (0.73 to 1.10 fluid ounces in 0.5 to 5.5 gallons of water per 1,000 square feet) to control weeds growing in turf planted to bluegrass, fescue, ryegrass, bentgrass (excluding golf course greens and tees), bahiagrass, bermudagrass and zoysia grass.

Notes: On closely mowed golf course fairway bentgrass, apply this product at a maximum rate of 2 pints in 20 to 240 gallons of water per acre (0.73 fluid ounces in 0.5 to 5.5 gallons of water per 1,000 square feet). During conditions which promote turf stress use lower rates, 1 to 1.5 pints in 20 to 240 gallons of water per acre (0.36 to 0.55 fluid ounces in 0.3 to 5.5 gallons per 1,000 square feet). Slight turf yellowing will disappear after one week. To minimize grass injury, a second application should not be made for at least 4 weeks. Avoid swath overlaps. Do not use on golf course bentgrass greens or tees. On warm season grasses, exercise care when applying during growth stages from dormancy to green-up and from green-up to dormancy. Some temporary discoloration may occur. If bermudagrass is dormant, up to 3.7 pints per acre may be used. However, some hybrid bermudagrasses may be sensitive to this product. Contact your local extension service weed control specialist.

Lower Volume Equipment: Use as little as 5 gallons of water per acre. Use only application equipment that is capable of spreading a uniform droplet, wetting each weed surface.

NOTE: For all grasses (1) Do not overlap spray patterns; (2) Use reduced rates if grass is stressed from heat, drought, etc.

Limitations for Use on Ornamental Turf: The maximum rate per application is 3.7 pints per acre, limited to 2 applications per year. The maximum seasonal rate is 7.4 pints per acre, excluding spot treatments.

SOD FARMS

This product is intended for use on sod farms. This herbicide provides selective broadleaf control in warm season and cool season turfgrass established for commercial sod production.

Timing

Apply this herbicide to broadleaf weeds that are actively growing. Follow-up applications may be required for dense infestations of perennial and biennial weeds. Do not apply this product to Floratam St. Augustinegrass.

The application of this herbicide to grass seedlings is not recommended until after the second mowing.

The application of this product to newly sodded, sprigged, or plugged grasses should be delayed until 3 to 4 weeks after the sodding, sprigging, or plugging operations. Also, applications to dormant bermudagrass, dormant zoysia grass and dormant bahiagrass are suggested.

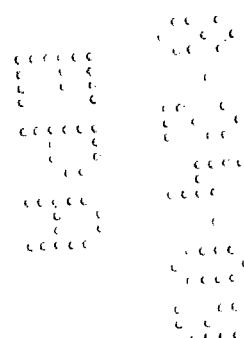
Rates for Sod Farms

For bluegrass, ryegrass and fescue, apply 2 to 3 pints per acre. For creeping bentgrass use 1.25 pints per acre. For common and hybrid bermudagrass, bahiagrass, zoysia grass and St. Augustine grass apply 1.5 to 1.8 pints per acre. Spray volume for sod farm application is 5 to 175 gallons per acre.

Generally, the lower application rates will provide satisfactory control of sensitive weeds. The higher application rates will be required for dense infestations of perennial weeds, for adverse/extreme environmental conditions, or for weeds beyond the appropriate growth stages.

Limitations for Use on Sod:

The maximum rate per application is 5 pints, limited to 2 applications per year. Minimum of 21 days between applications.



NON-TURF AREAS

Fencerows, hedgerows, roadsides (including aprons and guard rails), ditches, rights-of-way, utility, pipelines, powerlines, railroads, airports, commercial plants, storage and lumber yards, barrier strips and firebreaks, equipment areas, nurseries and ornamental plantings, fuel tank farms, pumping stations and other industrial sites: For control of broadleaf weeds, mix at a rate of 2 to 5 pints of this product per 50 to 300 gallons of water. This mixture will cover 1 acre. Thoroughly saturate all weeds with spray mixture. Apply any time between the time when plants come into full leaf (spring) to when the plants begin to go dormant. Best results are obtained when weeds are young and actively growing. Do not cut weeds until herbicide has translocated throughout the plant causing root death. For small broadleaf weeds, use the lower rate. Heavy, dense stands require the higher rate with high water volume. For small (spot) applications with small tank sprayers, apply at the rate of 2.25 ounces of this product per gallon of water and spray to thoroughly wet all foliage.

For control of woody plants: Apply to both stems and foliage any time from the time foliage is completely matured until the time plants start to go dormant. All leaves, stems and suckers must be completely wet to the ground line for effective control. Regrowth may be anticipated on the more resistant species. Add 4 to up to 5 pints in 100 gallons of water for annual and perennial weeds and up to 10 pints in 100 gallons of water for wood plants applying 200 to 600 gallons of spray mixture per 43,500 square feet depending upon the height and thickness of the brush. Mix thoroughly before spraying.

Limitations for Non-Turf Areas:


For annual and perennial weeds, the maximum rate per application is 5 pints per acre, limited to 2 applications per year. Minimum of 30 days between applications. For woody plants, the maximum rate per application is 10 pints per acre, limited to 1 application per year.

Applications to non-cropland areas are not applicable to treatment of commercial timber or other plants being grown for sale or other commercial use, or for commercial seed production, or for research purposes.

COMPATIBILITY

This product can be mixed with some liquid fertilizers or liquid iron materials. Because liquid fertilizers and liquid iron differ in pH, free ammonia content, density, salt concentration and percentage of water, a compatibility test (given below) is recommended prior to mixing in the application equipment. All regulations, either State or Federal, relating to the application of liquid fertilizers or liquid iron and this product must be strictly followed. The following compatibility test should always be performed prior to full-scale mixing.

1. Pour 18 fluid ounces of water into a quart jar.
2. Add 1 fluid ounce of either the liquid fertilizer or liquid iron to be used.
3. Add 1 fluid ounce of this product.
4. Close jar and shake well.
5. Watch the mixture for several seconds after shaking and check again after 30 minutes.
6. If the mixture does not show signs of separating, the combination may be used. If the mixture foams excessively, gels, separates or gets very thick, do not combine for field application.
7. Compatibility may be improved by the use of a compatibility agent. Follow the previously outlined test procedures and add 1/6 ounce of the compatibility agent between steps (the compatibility agent must be added to the fertilizer or iron before adding this product).
8. If the mixture does not separate, gel, foam or get very thick, it may be used for field application. Mix only the amount to be sprayed. Do not allow to stand overnight.



STORAGE AND DISPOSAL

Do not contaminate water, food or feed by storage or disposal.

PESTICIDE STORAGE: Always use original container to store pesticides in a secured warehouse or storage building. Protect from freezing. Store at temperatures above 25°F. If allowed to freeze, remix before using. This does not alter the product. Containers should be opened in well ventilated areas. Keep container tightly sealed when not in use. Do not stack cardboard cases more than two pallets high. Do not store near open containers of fertilizer, seed or other pesticides.

PESTICIDE DISPOSAL: Pesticide wastes are acutely hazardous. If container is damaged or if pesticide has leaked, contain all spillage. Absorb and clean up all spilled material with granules or sand. Place in a closed labeled container for proper disposal. Improper disposal of excess pesticide, spray mixtures, or rinsate is a violation of Federal law and may contaminate groundwater. If these wastes cannot be disposed of by use according to label instructions, contact your State Pesticide or Environmental Control Agency, or the Hazardous Waste representative at the nearest EPA Regional Office for guidance.

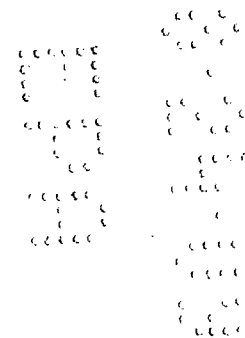
CONTAINER DISPOSAL: Nonrefillable Containers 5 Gallons or Less: Nonrefillable container. Do not reuse or refill this container. Offer for recycling if available. Triple rinse container (or equivalent) promptly after emptying. **Triple rinse as follows:** Empty the remaining contents into application equipment or a mix tank and drain for 10 seconds after the flow begins to drip. Fill the container 1/4 full with water and recap. Shake for 10 seconds. Pour rinsate into application equipment or a mix tank or store rinsate for later use or disposal. Drain for 10 seconds after the flow begins to drip. Repeat this procedure two more times. Then offer for recycling or reconditioning, or puncture and dispose of in a sanitary landfill, or by other procedures approved by State and local authorities. Plastic containers are also disposable by incineration, or, if allowed by State and local authorities, by burning. If burned stay out of smoke.

Nonrefillable containers larger than 5 gallons: Nonrefillable container. Do not reuse or refill this container. Offer for recycling if available. If recycling or reconditioning not available, puncture and dispose of in a sanitary landfill, or by other procedures approved by State and local authorities. Plastic containers are also disposable by incineration, or, if allowed by State and local authorities, by burning. If burned stay out of smoke. Triple rinse or pressure rinse container (or equivalent) promptly after emptying. **Triple rinse as follows:** Empty the remaining contents into application equipment or a mix tank. Fill the container 1/4 full with water. Replace and tighten closures. Tip container on its side and roll it back and forth, ensuring at least one complete revolution, for 30 seconds. Stand the container on its end and tip it back and forth several times. Turn the container over onto its other end and tip it back and forth several times. Empty the rinsate into application equipment or a mix tank or store rinsate for later use or disposal. Repeat this procedure two more times. **Pressure rinse as follows:** Empty the remaining contents into application equipment or a mix tank and continue to drain for 10 seconds after the flow begins to drip. Hold container upside down over application equipment or mix tank or collect rinsate for later use or disposal. Insert pressure rinsing nozzle in the side of the container, and rinse at about 40 psi for at least 30 seconds. Drain for 10 seconds after the flow begins to drip.

Refillable containers larger than 5 gallons: Refillable container. Refill this container with pesticide only. Do not reuse this container for any other purpose. Cleaning the container before final disposal is the responsibility of the person disposing of the container. Cleaning before refilling is the responsibility of the refiller. To clean the container before final disposal, empty the remaining contents from this container into application equipment or a mix tank. Fill the container about 10% full with water and, if possible, spray all sides while adding water. Agitate vigorously or recirculate water with the pump for two minutes. Pour or pump rinsate into application equipment or rinsate collection system. Repeat this rinsing procedure two more times.

Or

Refillable Container: Refill this container with pesticide only. Do not reuse this container for any other purpose. Close all openings and replace all caps. Contact Nufarm's Customer Service Department at 1-800-345-3330 to arrange for return of the empty refillable container.



12
12

WARRANTY DISCLAIMER

The directions for use of this product must be followed carefully. TO THE EXTENT CONSISTENT WITH APPLICABLE LAW, (1) THE GOODS DELIVERED TO YOU ARE FURNISHED "AS IS" BY MANUFACTURER OR SELLER AND (2) MANUFACTURER AND SELLER MAKE NO WARRANTIES, GUARANTEES, OR REPRESENTATIONS OF ANY KIND TO BUYER OR USER, EITHER EXPRESS OR IMPLIED, OR BY USAGE OF TRADE, STATUTORY OR OTHERWISE, WITH REGARD TO THE PRODUCT SOLD, INCLUDING, BUT NOT LIMITED TO MERCHANTABILITY, FITNESS FOR A PARTICULAR PURPOSE, USE, OR ELIGIBILITY OF THE PRODUCT FOR ANY PARTICULAR TRADE USAGE. UNINTENDED CONSEQUENCES, INCLUDING BUT NOT LIMITED TO INEFFECTIVENESS, MAY RESULT BECAUSE OF SUCH FACTORS AS THE PRESENCE OR ABSENCE OF OTHER MATERIALS USED IN COMBINATION WITH THE GOODS, OR THE MANNER OF USE OR APPLICATION, INCLUDING WEATHER, ALL OF WHICH ARE BEYOND THE CONTROL OF MANUFACTURER OR SELLER AND ASSUMED BY BUYER OR USER. THIS WRITING CONTAINS ALL OF THE REPRESENTATIONS AND AGREEMENTS BETWEEN BUYER, MANUFACTURER AND SELLER, AND NO PERSON OR AGENT OF MANUFACTURER OR SELLER HAS ANY AUTHORITY TO MAKE ANY REPRESENTATION OR WARRANTY OR AGREEMENT RELATING IN ANY WAY TO THESE GOODS.

LIMITATION OF LIABILITY

TO THE EXTENT CONSISTENT WITH APPLICABLE LAW, IN NO EVENT SHALL MANUFACTURER OR SELLER BE LIABLE FOR SPECIAL, INCIDENTAL, OR CONSEQUENTIAL DAMAGES, OR FOR DAMAGES IN THEIR NATURE OF PENALTIES RELATING TO THE GOODS SOLD, INCLUDING USE, APPLICATION, HANDLING, AND DISPOSAL. TO THE EXTENT CONSISTENT WITH APPLICABLE LAW, MANUFACTURER OR SELLER SHALL NOT BE LIABLE TO BUYER OR USER BY WAY OF INDEMNIFICATION TO BUYER OR TO CUSTOMERS OF BUYER, IF ANY, OR FOR ANY DAMAGES OR SUMS OF MONEY, CLAIMS OR DEMANDS WHATSOEVER, RESULTING FROM OR BY REASON OF, OR ARISING OUT OF THE MISUSE, OR FAILURE TO FOLLOW LABEL WARNINGS OR INSTRUCTIONS FOR USE, OF THE GOODS SOLD BY MANUFACTURER OR SELLER TO BUYER. ALL SUCH RISKS SHALL BE ASSUMED BY THE BUYER, USER, OR ITS CUSTOMERS. TO THE EXTENT CONSISTENT WITH APPLICABLE LAW, BUYER'S OR USER'S EXCLUSIVE REMEDY, AND MANUFACTURER'S OR SELLER'S TOTAL LIABILITY SHALL BE FOR DAMAGES NOT EXCEEDING THE COST OF THE PRODUCT.

If you do not agree with or do not accept any of the directions for use, the warranty disclaimers, or limitations on liability, do not use the product, and return it unopened to the Seller, and the purchase price will be refunded.

(RV081409)

The Optical Advantage is a Registered Trademark of Nufarm Americas Inc.
Strike 3 Ultra is a Registered Trademark of Agrilience, LLC

