

228-446

02/19/2010

1/12



UNITED STATES ENVIRONMENTAL PROTECTION AGENCY  
WASHINGTON, D.C. 20460

OFFICE OF  
PREVENTION, PESTICIDES AND  
TOXIC SUBSTANCES

Ms Mary Beth Endres  
Nufarm Americas, Inc  
150 Harvester Drive, Suite 200  
Burr Ridge, IL 60527

FEB 19 2010

Subject: Notification(s) for Label Revisions under PRN 2007-4 and 98-10  
Storage and disposal update and other changes (**Warranty Statement**)

Dear Registrant:

The Agency is in receipt of your Application(s) for Pesticide Notification under Pesticide Registration Notice (PRN) 2007-4 and 98-10 dated December 9, 2009 for:

**EPA Registration 228-446**

**Razor Burn**

The Registration Division (RD) has conducted a review of this request for applicability under PRN 2007-4, and 98-10, and finds that the label change(s) requested falls within the scope of PRN-2007-4 and 98-10. The label has been date-stamped "Notification" and will be placed in our records.

Please be reminded that 40 CFR Part 156.140(a)(4) requires that a batch code, lot number, or other code identifying the batch of the pesticide distributed and sold be placed on nonrefillable containers. The code may appear either on the label (and can be added by non-notification/PR Notice 98-10) or durably marked on the container itself.

If you have any questions, please contact me directly at 703-305-6249 or Banza Djapao of my staff at 703-305-7269.

Sincerely,

A handwritten signature in black ink, appearing to read "Linda Arrington".

Linda Arrington  
Notifications & Minor Formulations Team Leader  
Registration Division (7505P)  
Office of Pesticide Programs

(A)	United States Environmental Protection Agency <b>EPA</b> Office of Pesticide Programs (H7505C) Washington, DC 20460 <b>Application for Pesticide:</b>	<input type="checkbox"/> <b>Registration</b> <input type="checkbox"/> <b>Amendment</b> <input checked="" type="checkbox"/> <b>Other</b>	OPP Identifier Number  Please Attach An Original Form
-----	---	---	--

**Section I**

1. Company/Product Number 228-446	2. EPA Product Manager James Tompkins	3. Proposed Classification <input checked="" type="checkbox"/> None <input type="checkbox"/> Restricted
4. Company/Product (Name) Razor Burn	PM# 25	
5. Name and Address of Applicant (Include ZIP Code)  Nufarm Americas Inc. 150 Harvester Drive, Suite 200 Burr Ridge, IL 60527  <input type="checkbox"/> Check if this is a new address		6. Expedited Review. In accordance with FIFRA Section 3(c)(3)(b)(i), my product is similar or identical in composition and labeling to:  EPA Reg. No. _____ Product Name _____

**Section II**

<input type="checkbox"/> Amendment - Explain Below  <input type="checkbox"/> Resubmission in response to Agency letter dated _____  <input checked="" type="checkbox"/> Notification - Explain below	<input type="checkbox"/> Final printed labels in response to Agency letter dated _____  <input type="checkbox"/> "Me Too" Application  <input type="checkbox"/> Other - explain below
--	---

NOTIFICATION  
FEB 19 2010

**Explanation:** Use additional page(s) if necessary. (For Section I and Section II).  
 Notification of label change per PR Notice 2007-4 and PR Notice 1998-10. This notification is consistent with the guidance in PR Notice 2007-4 and PR Notice 1998-10 and the requirements of EPA's regulations at 40 CFR §§ 156.10, 156.140, 156.144, 156.146, 156.156 and 152.46. No other changes have been made to the labeling or the Confidential Statement of Formula for this product. I understand that it is a violation of 18 U.S.C. Sec. 1001 to willfully make any false statement to EPA. I further understand that if the amended label is not consistent with the requirements of PR Notice 1998-10 and 40 CFR §§ 156.10, 156.140, 156.144, 156.146, 156.156 and 152.46, this product may be in violation of FIFRA and I may be subject to enforcement action and penalties under sections 12 and 14 of FIFRA.

**Section III**

<b>1. Material This Product Will Be Packaged In:</b>			
Child-Resistant Packaging <input type="checkbox"/> Yes* <input checked="" type="checkbox"/> No  <small>*Certification must be submitted.</small>	Unit Packaging <input type="checkbox"/> Yes <input checked="" type="checkbox"/> No  If "Yes," Unit Package Wt.    No. Per Container	Water Soluble Packaging <input type="checkbox"/> Yes <input checked="" type="checkbox"/> No  If "Yes," Package Wt.    No. Per Container	2. Type of Container <input type="checkbox"/> Metal <input checked="" type="checkbox"/> Plastic <input type="checkbox"/> Glass <input type="checkbox"/> Paper <input type="checkbox"/> Other (Specify) _____
3. Location of Net Contents Information  <input checked="" type="checkbox"/> Label or <input checked="" type="checkbox"/> Container		4. Size(s) of Retail Container 1 qt; 1/2 to 220 gallons; bulk	
5. Location of Label Directions <input checked="" type="checkbox"/> On Label or <input checked="" type="checkbox"/> On Labeling accompanying product			
6. Manner In Which Label Is Affixed To Product <input checked="" type="checkbox"/> Lithograph <input checked="" type="checkbox"/> Other ( Self-Adhesive Integrated Label/Booklet ) <input checked="" type="checkbox"/> Paper Glued <input type="checkbox"/> Stenciled			

**Section IV**

1. Contact Point (Complete items directly below for identification of individual to be contacted, if necessary, to process this application.)		
Name Mary Beth Endres	Title Registration Manager	Telephone No. (Include Area Code) 630-455-2030
2. Signature 		6. Date Application Received  (Stamped)
3. Title Registration Manager		
4. Typed Name Mary Beth Endres	5. Date 12-09-2009	



3/12

**Nufarm Americas Inc.**  
150 Harvester Drive, Suite 200  
Burr Ridge, IL 60527  
Telephone: (630) 455.2000 Facsimile: (630) 455.2001  
www.us.nufarm.com

**Overnight Courier**

December 9, 2009

Linda Arrington  
Notification and Minor Formulations Team Leader  
Document Processing Desk (NOTIF)  
Office of Pesticide Programs (7504P)  
U.S. Environmental Protection Agency  
Room S-4900, One Potomac Yard  
2777 S. Crystal Drive  
Arlington, VA 22202-4501

**Subject: Container Disposal Statements per PR Notice 2007-4  
Updated Warranty Statement**

**Product: Razor Burn, EPA Reg. No. 228-446**

Dear Ms. Arrington:

Enclosed please find one copy of labeling for the above referenced product. This label notification is sent in accordance with PR Notices 1998-10 and 2007-4. The following changes were made:


1. Container Disposal Statements per PR Notice 2007-4
2. Revise warranty statements

Should you have any questions please contact me at the address and telephone number above or by email listed below.

Sincerely,

Mary Beth Endres  
Registration Manager  
Nufarm Americas Inc.  
Email: maryb.endres@us.nufarm.com

Enclosures



# Razor Burn® NOTIFICATION

FEB 19 2010

**AVOID CONTACT OF HERBICIDE WITH FOLIAGE, GREEN STEMS, EXPOSED NON-WOODY ROOTS OR FRUIT OF CROPS, DESIRABLE PLANTS AND TREES, BECAUSE SEVERE INJURY OR DESTRUCTION MAY RESULT.**

**ACTIVE INGREDIENTS:**

Glyphosate, N-(phosphonomethyl) glycine, in the form of its isopropylamine salt* .....	41.0%
Diquat dibromide [6,7-dihydrodipyrdo(1,2-a:2',1'-c) pyrazinedium dibromide] .....	2.1%
<b>OTHER INGREDIENTS:</b> .....	56.9%
<b>TOTAL:</b> .....	100.0%

\*Equivalent to 30.4% of the acid, glyphosate.

RazorBurn contains 4.0 lbs per gallon of the isopropylamine salt of glyphosate and 0.21 lb. per gallon of the dibromide salt of diquat, equivalent to 3.0 lb per gallon of glyphosate acid and 0.11 lb per gallon of diquat.

**READ ENTIRE LABEL BEFORE USING THIS PRODUCT. USE ONLY ACCORDING TO LABEL INSTRUCTIONS. Read the "WARRANTY LIMITATIONS AND DISCLAIMER" STATEMENT AT THE END OF THE LABEL BEFORE BUYING OR USING. IF TERMS ARE NOT ACCEPTABLE, RETURN AT ONCE UNOPENED.**

**THIS IS AN END-USE PRODUCT. NUFARM DOES NOT INTEND AND HAS NOT REGISTERED IT FOR REFORMULATION OR REPACKAGING.**

**KEEP OUT OF REACH OF CHILDREN  
CAUTION / PRECAUCION**

PRECAUCION AL USUARIO: Si usted no entiende la etiqueta, busque a alguien para que se la explique a usted en detalle.  
(If you do not understand the label, find someone to explain it to you in detail.)

**SEE INSIDE BOOKLET FOR FIRST AID AND ADDITIONAL PRECAUTIONARY STATEMENTS**

**For Chemical Spill, Leak, Fire, or Exposure, Call CHEMTREC (800) 424-9300.  
For Medical Emergencies Only, Call (877) 325-1840.**

EPA REG. NO. 228-446  
EPA EST. NO.

Manufactured For  
**NUFARM AMERICAS INC.**  
150 Harvester Drive  
Burr Ridge, IL 60527



NET CONTENTS

000228-00446.20091207.EPA.PRN2007-4

**PRECAUTIONARY STATEMENTS  
HAZARDS TO HUMANS AND DOMESTIC ANIMALS  
CAUTION / PRECAUCION**

Harmful if swallowed or inhaled. Causes moderate eye irritation. Avoid breathing dust or spray mist. Avoid contact with eyes, skin or clothing. Remove contaminated clothing and wash clothing before reuse. Wash thoroughly with soap and water after handling. DOMESTIC ANIMALS: Keep livestock and pets out of treated areas. Do not graze livestock on treated areas. This product is considered to be relatively nontoxic to dogs and other domestic animals; however, ingestion of this product or large amounts of freshly sprayed vegetation may result in temporary gastrointestinal irritation (vomiting, diarrhea, colic, etc.). If such symptoms are observed, provide the animal with plenty of fluids to prevent dehydration. Call a veterinarian if symptoms persist for more than 24 hours.

**PERSONAL PROTECTIVE EQUIPMENT (PPE):**

Some materials that are chemical-resistant to this product are listed below. If you want more options, follow restrictions for Category A on an EPA Chemical Resistance Category selection chart.

**Applicators and other handlers must wear:** Coveralls over short-sleeved shirt and short pants, chemical-resistant gloves (EPA Chemical Resistance Category A) 8 mils in thickness or greater composed of material such as butyl rubber, natural rubber, neoprene rubber, or nitrile rubber, protective footwear plus socks, and protective eyewear. Handlers who are operating closed cab equipment are not required to wear chemical-resistant gloves. Discard clothing and other materials that have been heavily contaminated with this product's concentrate. Follow manufacturer's instructions for cleaning/maintaining PPE. If no such instructions for washables, use detergent and hot water. Keep and wash PPE separately from other laundry.

<b>USER SAFETY RECOMMENDATIONS</b>	
<b>Users Should:</b>	
<ul style="list-style-type: none"> <li>• Wash hands before eating, drinking, chewing gum, using tobacco or using the toilet.</li> <li>• Remove clothing immediately if pesticide gets inside. Then wash thoroughly and put on clean clothing.</li> <li>• Remove PPE immediately after handling this product. Wash the outside of gloves before removing. As soon as possible, wash thoroughly and change into clean clothing.</li> </ul>	

<b>FIRST AID</b>	
<b>IF SWALLOWED</b>	<ul style="list-style-type: none"> <li>• Call a poison control center or doctor immediately for treatment advice.</li> <li>• Have person sip a glass of water if able to swallow.</li> <li>• Do not induce vomiting unless told to do so by the poison control center or doctor.</li> <li>• Do not give anything by mouth to an unconscious person.</li> <li>• Quick treatment is essential to counteract poisoning and should be initiated before signs and symptoms of injury appear.</li> </ul>
<b>IF INHALED</b>	<ul style="list-style-type: none"> <li>• Move person to fresh air.</li> <li>• If person is not breathing, call 911 or an ambulance, then give artificial respiration, preferably mouth-to-mouth if possible.</li> <li>• Call a poison control center or doctor for further treatment advice.</li> </ul>
<b>IF IN EYES</b>	<ul style="list-style-type: none"> <li>• Hold eye open and rinse slowly and gently with water for 15 to 20 minutes.</li> <li>• Remove contact lenses, if present, after the first 5 minutes, then continue rinsing eye.</li> <li>• Call a poison control center or doctor for treatment advice.</li> </ul>
<b>IF ON SKIN</b>	<ul style="list-style-type: none"> <li>• Take off contaminated clothing.</li> <li>• Rinse skin immediately with plenty of water for 15-20 minutes.</li> <li>• Call a poison control center or doctor for treatment advice.</li> </ul>
<b>HOT LINE NUMBER</b>	
Have the product container or label with you when calling a poison control center or doctor, or going for treatment. You may also contact 1-877-325-1840 for emergency medical treatment information.	

**ENVIRONMENTAL HAZARDS**

This product is toxic to aquatic invertebrates. Do not apply directly to water, to areas where surface water is present or to intertidal areas below the mean high water mark. Do not contaminate water when cleaning equipment or disposing of equipment washwaters.

**PHYSICAL OR CHEMICAL HAZARDS**

Spray solutions of this product should be mixed, stored and applied using only stainless steel, aluminum, fiberglass, plastic or plastic-lined steel containers.

DO NOT MIX, STORE OR APPLY THIS PRODUCT OR SPRAY SOLUTIONS OF THIS PRODUCT IN GALVANIZED STEEL OR UNLINED STEEL (EXCEPT STAINLESS STEEL) CONTAINERS OR SPRAY TANKS. This product or spray solutions of this product react with such containers and tanks to produce hydrogen gas which may form a highly combustible gas mixture. This gas mixture could flash or explode, causing serious personal injury, if ignited by open flame, spark, welder's torch, lighted cigarette or other ignition source.

9/12

### DIRECTIONS FOR USE

It is a violation of Federal law to use this product in a manner inconsistent with its labeling. Do not apply this product in a way that will contact workers or other persons, either directly or through drift. Only protected handlers may be in the area during application. For any requirements specific to your State or Tribe, consult the agency responsible for pesticide regulations.

Keep all unprotected persons out of operating areas or vicinity where there may be drift. Keep people and pets off treated areas until spray solution has dried.

### GENERAL INFORMATION (HOW THIS PRODUCT WORKS)

**Product Description:** This product is a postemergence, systemic herbicide with no soil residual activity. It is generally non-selective and gives broad-spectrum control of many annual weeds, perennial weeds, woody brush and trees. It may be applied through most standard sprayers after dissolution and thorough mixing with water according to label instructions.

**Time to Symptoms:** This product moves through the plant from the point of foliage contact to and into the root system. Visible effects on most annual weeds occur within 1 day, and on most perennial weeds in 2 days. Extremely cool or cloudy weather following treatment may slow activity of this product and delay development of visual symptoms. Visible effects are a quick yellowing of the foliage which advances to complete browning of above-ground growth and deterioration of underground plant parts.

**Mode of Action:** One of the active ingredients in this product inhibits an enzyme found only in plants and microorganisms that is essential to formation of specific amino acids. The second active rapidly disrupts cell integrity of photosynthetically active tissues in the contacted foliage.

**Cultural Considerations:** Reduced control may result when applications are made to annual or perennial weeds that have been mowed, grazed, or cut, and have not been allowed to regrow to the recommended stage for treatment.

**Rainfastness:** Heavy rainfall soon after application may wash this product off foliage and a repeat application may be required for adequate control.

**Spray Coverage:** For best results, spray coverage should be uniform and complete. Do not spray weed foliage to the point of runoff.

**No Soil Activity:** Weeds must be emerged at the time of application to be controlled by this product. Weeds germinating from seed after application will not be controlled. Unemerged plants arising from unattached underground rhizomes or root stocks of perennials will not be affected by the herbicide and will continue to grow.

**Tank Mixing:** This product does not provide residual weed control. For subsequent residual weed control, follow a label-approved herbicide program. Read and carefully observe the cautionary statements and all other information appearing on the labels of all herbicides used. Use according to the most restrictive label directions for each product in the mixture.

Buyer and all users are responsible for all loss or damage in connection with the use or handling of mixtures of this product with herbicides or other materials that are not expressly recommended in this labeling. Mixing this product with herbicides or other materials not recommended on this label may result in reduced performance.

**Annual Maximum Use Rate:** For noncrop uses, the combined total of all treatments must not exceed 10 quarts of this product per acre per year.

### ATTENTION

AVOID CONTACT OF HERBICIDE WITH FOLIAGE, GREEN STEMS, EXPOSED NON-WOODY ROOTS OR FRUIT OF CROPS, DESIRABLE PLANTS AND TREES, BECAUSE SEVERE INJURY OR DESTRUCTION MAY RESULT.

AVOID DRIFT. EXTREME CARE MUST BE USED WHEN APPLYING THIS PRODUCT TO PREVENT INJURY TO DESIRABLE PLANTS AND CROPS.

Do not allow the herbicide solution to mist, drip, drift or splash onto desirable vegetation since minute quantities of this product can cause severe damage or destruction to the crop, plants or other areas on which treatment was not intended. The likelihood of injury occurring from the use of this product increases when winds are gusty, as wind velocity increases, when wind direction is constantly changing or when there are other meteorological conditions that favor spray drift. When spraying, avoid combinations of pressure and nozzle type that will result in splatter or fine particles (mist) which are likely to drift. AVOID APPLYING AT EXCESSIVE SPEED OR PRESSURE.

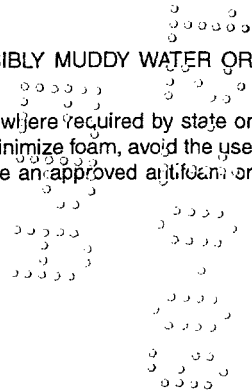
**Note:** Use of this product in any manner not consistent with this label may result in injury to persons, animals or crops, or other unintended consequences. Keep container closed to prevent spills and contamination.

### MIXING

Clean sprayer parts immediately after using this product by thoroughly flushing with water.

**NOTE:** REDUCED RESULTS MAY OCCUR IF WATER CONTAINING SOIL IS USED, SUCH AS VISIBLY MUDDY WATER OR WATER FROM PONDS AND DITCHES THAT IS NOT CLEAR.

Use caution to avoid siphoning back into the carrier source. Use approved anti-back-siphoning devices where required by state or local regulations. During mixing and application, foaming of the spray solution may occur. To prevent or minimize foam, avoid the use of mechanical agitators, terminate by-pass and return lines at the bottom of the tank and, if needed, use an approved anti-foam or defoaming agent.



**PROCEDURE FOR PREPARING SPRAY SOLUTION**

Use the following procedure to mix this product in water alone or when preparing tank mixtures with other labeled products.

1. Place a 20 to 35 mesh screen or wetting basket over filling port.
2. Through the screen, fill the spray tank one-half full with water and start agitation.
3. Add Razor Burn using a circular motion while pouring.
4. If second product is a wettable powder, first make a slurry with the water carrier, then add the slurry SLOWLY through the screen into the tank. Continue agitation.
5. If a flowable formulation is used, premix one part flowable with one part water. Add diluted mixture SLOWLY through the screen into the tank. Continue agitation.
6. If an emulsifiable concentrate formulation is used, premix one part emulsifiable concentrate with two parts water. Add diluted mixture slowly through the screen into the tank. Continue agitation.
7. Continue filling the spray tank with water and add water soluble liquids near the end of the filling process.

When tank mixing Razor Burn with other products, maintain good agitation at all times until the contents of the tank are sprayed. If the spray mixture is allowed to settle, thorough agitation is required to resuspend the mixture before spraying is resumed.

Keep by-pass line on or near the bottom of the tank to minimize foaming. Screen size in nozzle or line strainers should be no finer than 50 mesh.

Always predetermine the compatibility of labeled tank mixtures of this product with water carrier by mixing small proportional quantities in advance.

Refer to the "Tank Mixing" section of "GENERAL INFORMATION" for additional precautions.

**MIXING FOR HAND-HELD SPRAYERS**

Prepare the desired volume of spray solution by adding the desired amount of this product as shown in the following table to a clean, empty sprayer. Add the appropriate amount of water and stir or agitate to ensure dissolution of Razor Burn herbicide: For use in backpack sprayers, it is suggested that the recommended amount of this product be mixed with water in a larger container. Fill sprayer with the mixed solution.

SPRAY SOLUTION				
Amount of Razor Burn				
DESIRED VOLUME	ANNUALS	PERENNIALS	BRUSH	LOW-VOLUME, DIRECTED
1 gallon	2.0 fl. oz.	2.5 fl. oz.	2.5 fl. oz.	6.7 to 13.3 fl. oz.
3 gallons	6.0 fl. oz.	7.5 fl. oz.	7.5 fl. oz.	20 to 40 fl. oz.
10 gallons	20 fl. oz.	25 fl. oz.	25 fl. oz.	67 to 133 fl. oz.

**COLORANTS OR DYES**

Agriculturally-approved colorants or marking dyes may be added to this product. Colorants or dyes used in spray solutions of this product may reduce performance, especially at lower rates or dilution. Use colorants or dyes according to the manufacturer's recommendations. Certain blue dyes are not stable in the spray solution in the presence of this product. A jar test to determine if the desired blue dye is stable is recommended. If stability is a problem consider switching to an alternate color dye.

**DRIFT CONTROL ADDITIVES**

Drift control additives may be used with all equipment types. When a drift control additive is used, read and carefully observe the cautionary statements and all other information appearing on the additive label.

**APPLICATION EQUIPMENT AND TECHNIQUES**

**SPRAY DRIFT MANAGEMENT**

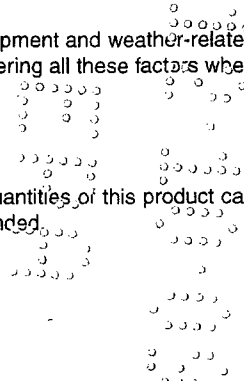
AVOID DRIFT. EXTREME CARE MUST BE USED WHEN APPLYING THIS PRODUCT TO PREVENT INJURY TO DESIRABLE PLANTS AND CROPS.

Avoid spray drift at the application site is the responsibility of the applicator. The interaction of many equipment and weather-related factors determine the potential for spray drift. The applicator and the grower are/is responsible for considering all these factors when making decisions.

**Do not apply this product by air.**

Do not apply this product through any type of irrigation system.

Do not allow the herbicide solution to mist, drip, drift or splash onto desirable vegetation since minute quantities of this product can cause severed damage or destruction to the crop, plants or other areas on which treatment was not intended.



APPLY THESE SPRAY SOLUTIONS IN PROPERLY MAINTAINED AND CALIBRATED EQUIPMENT CAPABLE OF DELIVERING DESIRED VOLUMES.

**GROUND BROADCAST EQUIPMENT**

Use the recommended rates of this product in 10 to 80 gallons of water per acre as a broadcast spray unless otherwise specified. As density of weeds increases, spray volume should be increased within the recommended range to ensure complete coverage. Carefully select proper nozzles to avoid spraying a fine mist. For best results with ground application equipment, use flat-fan nozzles. Check for even distribution of spray droplets.

**HAND-HELD AND HIGH-VOLUME EQUIPMENT**

Apply to foliage of vegetation to be controlled. For applications made on a spray-to-wet basis, spray coverage should be uniform and complete.

Do not spray to the point of runoff. Use coarse sprays only.

For control of weeds listed in the "Annual Weeds" section of "WEEDS CONTROLLED", apply 2 fluid ounces of this product per 1 gallon of spray solution. See table in "Mixing for Hand-Held Sprayers", for larger mixing volumes.

For best results, use 2.5 fluid ounces of this product per 1 gallon of spray solution on harder-to-control perennials, such as Bermudagrass, dock, field bindweed, hemp dogbane, milkweed and Canada thistle. See table in "Mixing for Hand-Held Sprayers", for larger mixing volumes.

For low-volume directed spray applications, use 6.7 to 13.3 fluid ounces of this product per 1 gallon of spray solution for control or partial control of brush weeds. See table in "Mixing for Hand-Held Sprayers", for larger mixing volumes. Spray coverage should be uniform with at least 50 percent of the foliage contacted. Coverage of the top one-half of the plant is important for best results. To ensure adequate spray coverage, spray both sides of brush and tree seedlings when foliage is thick and dense, or where there are multiple sprouts.

**SITE AND USE RECOMMENDATIONS**

Detailed instructions follow alphabetically, by site.

Unless otherwise specified, applications may be made to control any weeds listed in the annual, perennial and woody brush tables.

**GENERAL NONCROP AREAS AND INDUSTRIAL SITES**

Use in non-crop and non-timber areas only, such as airports, apartment complexes, ditch banks, dry ditches, dry canals, fencerows, golf courses, lumberyards, manufacturing sites, office complexes, parks, parking areas, recreational areas, residential areas, schools, storage areas, warehouse areas.

This product is **not** for use on crops, timber, or other plants being grown for sale or other commercial use, or for commercial seed production, or for research purposes.

**General Weed Control, Trim-and-Edge and Bare Ground**

This product may be used in general noncrop areas. It may be applied with any application equipment described in this label. This product may be used to trim-and-edge around objects in noncrop sites, for spot treatment of unwanted vegetation and to eliminate unwanted weeds growing in established shrub beds or ornamental plantings. This product may be used prior to planting an area to ornamentals, flowers, turfgrass (sod or seed), or prior to laying asphalt or beginning construction projects. This product is **not** for use on plants grown for sale or other commercial use, or for commercial seed production.

Repeated applications of this product may be used, as weeds emerge, to maintain bare ground.

When applied as a tank mixture for bare ground, this product provides control of the emerged annual weeds and control or partial control of emerged perennial weeds.

**Dormant Turfgrass**

This product may be used to control or suppress many winter annual weeds and tall fescue for effective release of dormant Bermudagrass and bahiagrass turf. Treat only when turf is dormant and prior to spring greenup. This product is **not** for use on turf being grown for sale or other commercial use as sod, or for commercial seed production, or for research purposes.

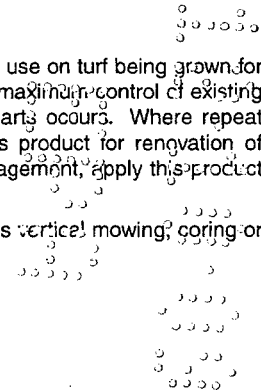
Apply 8 to 27 ounces of this product per acre. Apply the recommended rates in 10 to 80 gallons of water per acre. Use only in areas where Bermudagrass or bahiagrass are desirable ground covers and where some temporary injury or discoloration can be tolerated.

Treatments in excess of 15 fluid ounces per acre may result in injury or delayed greenup in highly maintained areas, such as golf courses and lawns.

**Turfgrass Renovation (Except for Commercial Sod Farms)**

This product controls most existing vegetation prior to renovating turfgrass areas. This product is not for use on turf being grown for sale or other commercial use as sod, or for commercial seed production, or for research purposes. For maximum control of existing vegetation, delay planting or sodding to determine if any regrowth from escaped underground plant parts occurs. Where repeat treatments are necessary, sufficient regrowth must be attained prior to application. **Do not** use this product for renovation of Bermudagrass or kikuyugrass sods. Where existing vegetation is growing under mowed turfgrass management, apply this product after omitting at least one regular mowing to allow sufficient growth for good interception of the spray.

Do not disturb soil or underground plant parts before treatment. Tillage or renovation techniques such as vertical mowing, coring or slicing should be delayed for 7 days after application to allow translocation into underground plant parts.





9/12

Desirable turfgrasses may be planted following the above procedures.

Hand-held equipment may be used for spot treatment of unwanted vegetation growing in existing turfgrass.

Do not feed or graze treated turfgrass or feed treated thatch to livestock.

### PARKS, RECREATIONAL AND RESIDENTIAL AREAS

This product may be used in parks, recreational and residential areas. It may be applied with any application equipment described in this label. This product may be used to trim-and-edge around trees, fences, paths, around buildings, sidewalks, and other objects in these areas. This product may be used for spot treatment of unwanted vegetation. This product may be used to eliminate unwanted weeds growing in established shrub beds or ornamental plantings. This product may be used prior to planting an area to ornamentals, flowers, turfgrass (sod or seed), or prior to laying asphalt or beginning construction projects.

All of the instructions in the "General Noncrop Areas and Industrial Sites" section apply to park and recreational areas. This product is not for use around plants being grown for sale or other commercial use.

### WEEDS CONTROLLED

Always use the higher rate of this product per acre within the recommended range when weed growth is heavy or dense or weeds are growing in an undisturbed (noncultivated) area.

Reduced results may occur when treating weeds heavily covered with dust. For weeds that have been mowed, grazed or cut, allow regrowth to occur prior to treatment.

Refer to the following label sections for recommended rates for the control of annual and perennial weeds. For difficult to control perennial weeds and where plants are growing under stressed conditions, or where infestations are dense, this product may be used at up to 10 quarts per acre for enhanced results.

### ANNUAL WEEDS

Use 7.5 quarts per acre of this product as a broadcast spray to control annual weeds.

For spray-to-wet applications, apply 2.0 fluid ounces of this product per 1 gallon of spray solution.

### WEED SPECIES

Anoda, spurred	Eastern mannagrass*	Kochia	Sicklepod
Barley*	Eclipta*	Lambsquarters*	Signalgrass, broadleaf*
Barnyardgrass*	Fall panicum*	Little barley*	Smartweed, ladythumb*
Bittercress*	Falsedandelion*	London rocket*	Smartweed, Pennsylvania*
Black nightshade*	Falseflax, smallseed*	Mayweed	Sowthistle, annual
Bluegrass, annual*	Fiddleneck	Medusahead*	Spanishneedles
Bluegrass bulbous*	Field pennycress*	Morningglory	Speedwell, purslane*
Bassia, fivehook	Filaree	(Ipomoea spp.)	Sprangletop*
Brome, downy*	Fleabane, annual*	Mustard, blue*	Spurge, annual
Brome, Japanese*	Fleabane, hairy	Mustard, tansy*	Spurge, prostrate*
Browntop panicum*	(Conyza bonariensis)*	Mustard, tumble*	Spurge, spotted*
Buttercup*	Fleabane, rough*	Mustard, wild*	Spurry, umbrella*
Carolina foxtail*	Florida pusley	Oats	Starthistle, yellow
Carolina geranium	Foxtail*	Pigweed*	Stickgrass*
Castor bean	Goatgrass, jointed*	Plains/Tickseed coreopsis*	Sunflower*
Cheatgrass*	Goosegrass	Prickly lettuce*	Teaweed/Prickly sida
Cheeseweed	Grain sorghum (milo)*	Purslane, common	Texas panicum*
(Malva parviflora)	Groundsel, common*	Ragweed, common*	Velvetleaf
Chervil*	Hemp sesbania	Ragweed, giant	Virginia copperleaf
Chickweed*	Henbit	Red rice	Virginia pepperweed*
Cocklebur*	Horseweed/Marestail	Russian thistle	Wheat*
Copperleaf, hophornbeam	(Conyza canadensis)	Rye*	Wild oats*
Corn*	Itchgrass*	Ryegrass*	Witchgrass*
Corn speedwell*	Johnsongrass, seedling	Sandbur, field*	Woolly cupgrass*
Crabgrass*	Junglerice	Shattercane*	Yellow rocket*
Dwarf dandelion*	Knotweed	Shepherdspurse*	

\*When using field broadcast equipment (boom sprayers using flat-fan nozzles) these species will be controlled or partially controlled using 3.75 quarts of this product per acre. Applications must be made using 10 to 80 gallons of carrier volume per acre. Use nozzles that ensure thorough coverage of foliage and treat when weeds are in an early growth stage.

### PERENNIAL WEEDS

Best results are obtained when perennial weeds are treated after they reach the reproductive stage of growth (seed head initiation in grasses and bud formation in broadleaves). For nonflowering plants, best results are obtained when the plants reach a mature stage of growth. In many situations, treatments are required prior to these growth stages. Under these conditions, use the higher application rate within the recommended range.

Use 7.5 quarts per acre of this product as a broadcast spray to control perennial weeds.

For spray-to-wet applications, apply 2.5 fluid ounces of this product per 1 gallon of spray solution. Ensure thorough coverage when using spray-to-wet treatments using hand-held equipment.

When using hand-held equipment for low-volume, directed spot treatments, apply 6.7 to 13.3 fluid ounces of this product per 1 gallon of spray solution.

Allow 7 or more days after application before tillage.

**WEED SPECIES**

Alfalfa*	Cattail	Kikuyugrass*	Quackgrass
Alligatorweed*	Clover; red, white*	Knapweed	Redvine*
Anise (fennel)	Cogongrass	Lantana	Reed, giant
Bahiagrass	Dallisgrass	Lespedeza	Ryegrass, perennial
Beachgrass, European ( <i>Ammophila arenaria</i> )	Dandelion	Milkweed, common	Spurge, leafy*
Bentgrass*	Dock, curly	Muhly, wirestem	Thistle, artichoke
Bermudagrass*	Dogbane, hemp	Mulein, common	Thistle, Canada
Bermudagrass, water (knotgrass)	Fescue (except tall)	Napiergrass	Timothy
Bindweed, field	Fescue, tall	Nightshade, silverleaf	Torpedograss*
Bluegrass, Kentucky	German ivy	Nutsedge; purple, yellow	Trumpet creeper*
Blueweed, Texas	Guineagrass	Orchardgrass	Vaseygrass
Bromegrass, smooth	Horseneettle	Pampasgrass	Velvetgrass
Bursage, woolly-leaf	Horseradish	Paragrass	Wheatgrass, western
Canarygrass, reed	Iceplant	Pepperweed, perennial	
	Jerusalem artichoke	Phragmites*	
	Johnsongrass	Poison hemlock	

\*Partial control

**BRUSH WEEDS AND TREE SEEDLINGS**

Best results are obtained when brush weeds are treated when they are in the seedling stage of growth. In many situations, retreatment is required on larger plants. Under these conditions, use the higher application rate within the recommended range.

Use 7.5 quarts per acre of this product as a broadcast spray to control brush weeds.

For spray-to-wet applications, apply 2.5 fluid ounces of this product per 1 gallon of spray solution. Ensure thorough coverage when using spray-to-wet treatments using hand-held equipment.


When using hand-held equipment for low-volume, directed spot treatments, apply 6.7 to 13.3 fluid ounces of this product per 1 gallon of spray solution.

Allow 7 or more days after application before tillage.

**WEED SPECIES**

Alder	Elm*	Oak, southern red	Rose, multiflora
Ash*	Honeysuckle	Oak, white*	Saltcedar*
Beech*	Locust, black*	Peppertree, Brazilian ( <i>Florida holly</i> )*	Sumac; laurel, poison, smooth, sugarbush, winged*
Birch	Maple, red	Pine	Sweetgum
Blackberry	Maple, sugar	Poison ivy*	Vine maple*
Blackgum	Oak, black*	Poison oak*	Virginia creeper
Cherry; bitter, black, pin	Oak, northern pin	Poplar, yellow*	Waxmyrtle, southern*
Dogwood*	Oak, post	Redbud, eastern	
Elderberry	Oak, scrub*		

\*Partial control



**STORAGE AND DISPOSAL**

Do not contaminate water, foodstuffs, feed or seed by storage or disposal.

**PESTICIDE STORAGE:** Keep container closed to prevent spills and contamination.

**PESTICIDE DISPOSAL:** Wastes resulting from the use of this product that cannot be used or chemically reprocessed should be disposed of in a landfill approved for pesticide disposal or in accordance with applicable Federal, state, or local procedures. Emptied container retains vapor and product residue. Observe all labeled safeguards until container is destroyed.

**CONTAINER DISPOSAL:**

**Nonrefillable Containers 5 Gallons or Less:** Nonrefillable container. Do not reuse or refill this container. Offer for recycling if available. Triple rinse container (or equivalent) promptly after emptying. **Triple rinse as follows:** Empty the remaining contents into application equipment or a mix tank and drain for 10 seconds after the flow begins to drip. Fill the container 1/4 full with water and recap. Shake for 10 seconds. Pour rinsate into application equipment or a mix tank or store rinsate for later use or disposal. Drain for 10 seconds after the flow begins to drip. Repeat this procedure two more times. Then offer for recycling or reconditioning, or puncture and dispose of in a sanitary landfill, or by other procedures approved by State and local authorities. Plastic containers are also disposable by incineration, or, if allowed by State and local authorities, by burning. If burned stay out of smoke.

**Nonrefillable containers larger than 5 gallons:** Nonrefillable container. Do not reuse or refill this container. Offer for recycling if available. If recycling or reconditioning not available, puncture and dispose of in a sanitary landfill, or by other procedures approved by State and local authorities. Plastic containers are also disposable by incineration, or, if allowed by State and local authorities, by burning. If burned stay out of smoke. Triple rinse or pressure rinse container (or equivalent) promptly after emptying. **Triple rinse as follows:** Empty the remaining contents into application equipment or a mix tank. Fill the container 1/4 full with water. Replace and tighten closures. Tip container on its side and roll it back and forth, ensuring at least one complete revolution, for 30 seconds. Stand the container on its end and tip it back and forth several times. Turn the container over onto its other end and tip it back and forth several times. Empty the rinsate into application equipment or a mix tank or store rinsate for later use or disposal. Repeat this procedure two more times. **Pressure rinse as follows:** Empty the remaining contents into application equipment or a mix tank and continue to drain for 10 seconds after the flow begins to drip. Hold container upside down over application equipment or mix tank or collect rinsate for later use or disposal. Insert pressure rinsing nozzle in the side of the container, and rinse at about 40 psi for at least 30 seconds. Drain for 10 seconds after the flow begins to drip.

**OR**

**Refillable containers larger than 5 gallons:** Refillable container. Refill this container with pesticide only. Do not reuse this container for any other purpose. Cleaning the container before final disposal is the responsibility of the person disposing of the container. Cleaning before refilling is the responsibility of the refiller. To clean the container before final disposal, empty the remaining contents from this container into application equipment or a mix tank. Fill the container about 10% full with water. Agitate vigorously or recirculate water with the pump for two minutes. Pour or pump rinsate into application equipment or rinsate collection system. Repeat this rinsing procedure two more times.

**WARRANTY DISCLAIMER**

The directions for use of this product must be followed carefully. **TO THE EXTENT CONSISTENT WITH APPLICABLE LAW, (1) THE GOODS DELIVERED TO YOU ARE FURNISHED "AS IS" BY MANUFACTURER OR SELLER AND (2) MANUFACTURER AND SELLER MAKE NO WARRANTIES, GUARANTEES, OR REPRESENTATIONS OF ANY KIND TO BUYER OR USER, EITHER EXPRESS OR IMPLIED, OR BY USAGE OF TRADE, STATUTORY OR OTHERWISE, WITH REGARD TO THE PRODUCT SOLD, INCLUDING, BUT NOT LIMITED TO MERCHANTABILITY, FITNESS FOR A PARTICULAR PURPOSE, USE, OR ELIGIBILITY OF THE PRODUCT FOR ANY PARTICULAR TRADE USAGE.** UNINTENDED CONSEQUENCES, INCLUDING BUT NOT LIMITED TO INEFFECTIVENESS, MAY RESULT BECAUSE OF SUCH FACTORS AS THE PRESENCE OR ABSENCE OF OTHER MATERIALS USED IN COMBINATION WITH THE GOODS, OR THE MANNER OF USE OR APPLICATION, INCLUDING WEATHER, ALL OF WHICH ARE BEYOND THE CONTROL OF MANUFACTURER OR SELLER AND ASSUMED BY BUYER OR USER. THIS WRITING CONTAINS ALL OF THE REPRESENTATIONS AND AGREEMENTS BETWEEN BUYER, MANUFACTURER AND SELLER, AND NO PERSON OR AGENT OF MANUFACTURER OR SELLER HAS ANY AUTHORITY TO MAKE ANY REPRESENTATION OR WARRANTY OR AGREEMENT RELATING IN ANY WAY TO THESE GOODS.

**LIMITATION OF LIABILITY**

TO THE EXTENT CONSISTENT WITH APPLICABLE LAW, IN NO EVENT SHALL MANUFACTURER OR SELLER BE LIABLE FOR SPECIAL, INCIDENTAL, OR CONSEQUENTIAL DAMAGES, OR FOR DAMAGES IN THEIR NATURE OF PENALTIES RELATING TO THE GOODS SOLD, INCLUDING USE, APPLICATION, HANDLING, AND DISPOSAL. TO THE EXTENT CONSISTENT WITH APPLICABLE LAW, MANUFACTURER OR SELLER SHALL NOT BE LIABLE TO BUYER OR USER BY WAY OF INDEMNIFICATION TO BUYER OR TO CUSTOMERS OF BUYER, IF ANY, OR FOR ANY DAMAGES OR SUMS OF MONEY, CLAIMS OR DEMANDS WHATSOEVER, RESULTING FROM OR BY REASON OF, OR RISING OUT OF THE MISUSE, OR FAILURE TO FOLLOW LABEL WARNINGS OR INSTRUCTIONS FOR USE, OF THE GOODS SOLD BY MANUFACTURER OR SELLER TO BUYER. ALL SUCH RISKS SHALL BE ASSUMED BY THE BUYER, USER, OR ITS CUSTOMERS. TO THE EXTENT CONSISTENT WITH APPLICABLE LAW, BUYER'S OR USER'S EXCLUSIVE REMEDY, AND MANUFACTURER'S OR SELLER'S TOTAL LIABILITY SHALL BE FOR DAMAGES NOT EXCEEDING THE COST OF THE PRODUCT.

**If you do not agree with or do not accept any of the directions for use, the warranty disclaimers, or limitations on liability, do not use the product, and return it unopened to the Seller, and the purchase price will be refunded.**

Razor Burn is a registered trademark of Nufarm Americas Inc.  
This product is protected by U.S. Patent No. 7,008,904. No license granted under any non-U.S. Patent(s).

RV120709N  
[Handwritten scribbles and circular marks]

**Optional marketing claims for front panel:**

- Fast-acting, non-selective liquid herbicide
- Highly visible results in just 48 hours!
- No wasted product - each jug covers 32,000 square feet
- Glyphosate + diquat - same actives as fast-acting dry products

