




000228-00357-021699

Printed: 14:31:38 Tuesday, 25 May, 1999 # 25 / 3062

Systems Integration Group, Inc.

Please read instructions on reverse before completing form.

 United States Environmental Protection Agency Washington, DC 20460	<input type="checkbox"/> Registration <input type="checkbox"/> Amendment <input checked="" type="checkbox"/> Other	OPP Identifier Number <h1 style="margin:0;">251044</h1>
---	--	--

Application for Pesticide - Section I

1. Company/Product Number 228-357	2. EPA Product Manager J. I. Miller	3. Proposed Classification <input type="checkbox"/> None <input type="checkbox"/> Restricted
4. Company/Product (Name) Formula 40®	PM# 23	
5. Name and Address of Applicant (Include ZIP Code) Riverdale Chemical Company 425 West 194th Street Glenwood, IL 60425-1584 <input type="checkbox"/> Check if this is a new address	6. Expedited Review. In accordance with FIFRA Section 3(c)(3) (b)(i), my product is similar or identical in composition and labeling to: EPA Reg. No. _____ Product Name _____	

Section - II

<input type="checkbox"/> Amendment - Explain below.	<input type="checkbox"/> Final printed labels in response to Agency letter dated _____	NOTIFICATION FEB 16 1999
<input type="checkbox"/> Resubmission in response to Agency letter dated _____	<input type="checkbox"/> "Me Too" Application.	
<input checked="" type="checkbox"/> Notification - Explain below.	<input type="checkbox"/> Other - Explain below.	

Explanation: Use additional page(s) if necessary. (For section I and Section II.)

When we copied Dow's label, we failed to copy correctly!

Section - III

1. Material This Product Will Be Packaged In:			
Child-Resistant Packaging <input type="checkbox"/> Yes * <input type="checkbox"/> No	Unit Packaging <input type="checkbox"/> Yes <input type="checkbox"/> No	Water Soluble Packaging <input type="checkbox"/> Yes <input type="checkbox"/> No	2. Type of Container <input type="checkbox"/> Metal <input type="checkbox"/> Plastic <input type="checkbox"/> Glass <input type="checkbox"/> Paper <input type="checkbox"/> Other (Specify) _____
* Certification must be submitted		If "Yes" Unit Packaging wgt. No. per container	If "Yes" Package wgt No. per container
3. Location of Net Contents Information <input type="checkbox"/> Label <input type="checkbox"/> Container		4. Size(s) Retail Container	
		5. Location of Label Directions <input type="checkbox"/> On Label <input type="checkbox"/> On Labeling accompanying product	
6. Manner in Which Label is Affixed to Product		<input type="checkbox"/> Lithograph <input type="checkbox"/> Paper glued <input type="checkbox"/> Stenciled <input type="checkbox"/> Other _____	



Section - IV

1. Contact Point (Complete items directly below for identification of individual to be contacted, if necessary, to process this application.)

Name Russell F. Sawyer	Title Regulatory Affairs Manager	Telephone No. (include Area Code) 708/754-3330
---------------------------	-------------------------------------	---

Certification

I certify that the statements I have made on this form and all attachments thereto are true, accurate and complete. I acknowledge that any knowingly false or misleading statement may be punishable by fine or imprisonment both under applicable law.

2. Signature 	3. Title Regulatory Affairs Manager	6. Date Application Received (Stamped) 
4. Typed Name Russell F. Sawyer	5. Date February 5, 1999	

2/11

RIVERDALE

FORMULA 40°
A SELECTIVE HERBICIDE

FOR THE CONTROL OF MANY BROADLEAF WEEDS IN NON-CROP AREAS, GRASS PASTURES,
RANGELANDS AND IN CERTAIN CROPS. ALSO FOR CONTROL OF TREES BY INJECTION.

ACTIVE INGREDIENTS:

Triisopropanolamine Salt of 2,4-Dichlorophenoxyacetic Acid*	34.05%
Dimethylamine Salt of 2,4-Dichlorophenoxyacetic Acid**	21.97%
INERT INGREDIENTS	43.98%
TOTAL	100.00%

By Isomer Specific AOAC Method, Equivalent to:

*2,4-Dichlorophenoxyacetic Acid 36.5%, 3.67 lbs./gal.

Formula 40° Is a registered trademark of Dow AgroSciences LLC

KEEP OUT OF REACH OF CHILDREN

DANGER - PELIGRO

Si usted no entiende la etiqueta, busque a alguien para que
se la explique a usted en detalle.
(If you do not understand the label, find someone to explain it to you in detail.)

See Inside Booklet for Additional Precautionary Statements
And Statement of Practical Treatment

EPA REG. NO. 228-357

NET CONTENTS

GALS.


EPA EST. NO. 228-IL-1

NOTIFICATION

FEB 16 1999

MANUFACTURED BY

RIVERDALE CHEMICAL COMPANY
GLENWOOD, ILLINOIS 60425-1584



Revised 2/5/99 Corrected hype at top of page.

**PRECAUTIONARY STATEMENTS
HAZARDS TO HUMANS AND DOMESTIC ANIMALS
DANGER - PELIGRO**

Causes irreversible eye damage and skin irritation, harmful if swallowed. Do not get in eyes, on skin or clothing. Personal Protection Equipment (PPE) - **Applicators and other handlers must wear:** long-sleeved shirt and long pants, waterproof gloves, shoes plus socks, and protective eyewear. For containers of over 1 gallon, but less than 5 gallons: Mixers and loaders who do not use a mechanical system (such as probe and pump or spigot) to transfer the contents of this container must wear coveralls or chemical-resistant apron in addition to other required PPE.

Discard clothing and other absorbent materials that have been drenched or heavily contaminated with this product's concentrate. Do not reuse them. Follow manufacturer's instructions for cleaning/maintaining PPE. If no such instructions for washables, use detergent and hot water. Keep and wash PPE separately from other laundry. After each day of use, clothing or PPE must not be reused until it has been cleaned.

Engineering Controls Statements For containers of 5 gallons or more: A mechanical system (such as probe and pump) must be used for transferring the contents of this container. If the contents of a non-refillable pesticide container are emptied, the probe must be rinsed before removal. If the mechanical system is used in a manner than meets the requirements listed in the Worker Protection Standard (WPS) for agricultural pesticides [40 CFR 170.240 (d) (4)], the handler PPE requirements may be reduced or modified as specified in the WPS. When handlers use enclosed cabs, or aircraft in a manner that meets the requirements listed in the Worker Protection Standard (WPS) for agricultural pesticides [40 CFR 170.240 (d) (4-6)], the handler PPE requirements may be reduced or modified as specified in the WPS.

USER SAFETY RECOMMENDATIONS

Users should: Wash hands before eating, drinking, chewing gum, using tobacco, or using the toilet. Remove clothing immediately if pesticide gets inside. Then wash thoroughly and put on clean clothing. Remove PPE immediately after handling this product. Wash the outside of gloves before removing. As soon as possible, wash thoroughly and change into clean clothing.

STATEMENT OF PRACTICAL TREATMENT

- IF IN EYES:** Immediately flush with plenty of water for at least 15 minutes and get medical attention promptly.
- IF ON SKIN:** Flush skin with water and get medical attention if signs of irritation develop. Remove and wash contaminated clothing before reuse.
- IF SWALLOWED:** Promptly drink a large quantity of milk, egg white, gelatin solution, or, if these are not available, drink large quantities of water. Induce vomiting by placing finger in back of throat. Never give anything by mouth to an unconscious person. Avoid alcohol. Call a physician.
- IF INHALED:** Remove victim to fresh air. If not breathing, give artificial respiration, preferably mouth-to-mouth. Get medical attention.

ENVIRONMENTAL HAZARDS

This product is toxic to aquatic invertebrates. Drift or runoff may adversely affect aquatic invertebrates and nontarget plants. For terrestrial uses, do not apply directly to water, or to areas where surface water is present or to intertidal area below the mean high water mark. Do not contaminate water when disposing of equipment washwaters.

Most cases of groundwater contamination involving phenoxy herbicides such as 2,4-D have been associated with mixing/loading and disposal sites. Caution should be exercised when handling 2,4-D pesticides at such sites to prevent contamination of groundwater supplies. Use of closed systems for mixing or transferring this pesticide will reduce the probability of spills. Placement of the mixing/loading equipment on an impervious pad to contain spills will help prevent groundwater contamination.

DIRECTIONS FOR USE

It is a violation of Federal law to use this product in a manner inconsistent with its labeling. READ ENTIRE LABEL BEFORE USING THIS PRODUCT. USE STRICTLY IN ACCORDANCE WITH LABEL PRECAUTIONARY STATEMENTS AND DIRECTIONS.

Do not apply this product in a way that will contact workers or other persons, either directly or through drift. Only protected handlers may be in the area during application. For any requirements specific to your state or tribe, consult the agency responsible for pesticide regulation.

AGRICULTURAL USE REQUIREMENTS

This standard contains requirements for the protection of agricultural workers on farms. Use this product only in accordance with its labeling and with the Worker Protection Standard, 40 CFR part 170. , forests, nurseries, and greenhouses, and handlers of agricultural pesticides. It contains requirements for training, decontamination, notification, and emergency assistance. It also contains specific instructions and exceptions pertaining to the statements on this label about personal protective equipment (PPE), and restricted entry interval. The requirements in this box apply to uses of this product that are covered by the Worker Protection Standard.

Do not enter or allow worker entry into treated areas during the restricted entry interval (REI) of 48 hours.

PPE required for early entry to treated areas that is permitted under the Worker Protection Standard and that involves contact with anything that has been treated, such as plants, soil, or water, is: coveralls, waterproof gloves, shoes plus socks, and protective eyewear.

GENERAL INFORMATION

Formula 40® Herbicide is intended for selective control of many broadleaf weeds in non-crop areas, grass pastures, rangelands and in certain crops. It may also be applied by injection to control trees.

GENERAL USE PRECAUTIONS

Avoid contact with 2,4-D susceptible crops and other desirable broadleaf plants. Do not apply directly to or otherwise permit even minute amounts to contact cotton, grapes, tobacco, fruit trees, vegetables, flowers, ornamentals or other desirable plants susceptible to 2,4-D.

Do not use in or near a greenhouse.

Be sure that use of this product conforms to all application regulations.

Chemigation: Do not apply this product through any type of irrigation system.

Crop Injury: Injury to crops may occur when this herbicide is used as approved elsewhere on this label. If you are not prepared to accept some degree of crop injury, do not use this product. Crop varieties vary in response to 2,4 and some are easily injured. Apply Formula 40[®] only to varieties known to be tolerant to 2,4D. If you are uncertain concerning tolerant varieties or local use situations that may affect crop tolerance to 2,4-D, consult your seed company, state agricultural extension service or qualified crop consultant for advice.

Avoid Spray Drift: Applications should be made only when there is no hazard from spray drift since very small quantities of the spray, which may not be visible, may severely injure susceptible crops during both growing and dormant periods. Use coarse sprays to minimize drift since, under adverse weather conditions, fine spray droplets may drift a mile or more. A spray thickening agent such as Nalco-Trol or Sta Put, may be used with this product to aid in reducing spray drift. If used, follow all use recommendations and precautions on the product label.

Drift from aerial or ground application may be reduced by:

1. Applying as near to the target as possible in order to obtain coverage.
2. By increasing the volume of spray mix per acre.
3. By decreasing the pounds of pressure at the nozzle tips.
4. By using nozzles which produce a coarse spray pattern.
5. By not applying when wind is blowing toward susceptible crops or valuable plants.
6. (Aerial) By using straight stream nozzles directed straight back and using a spray boom no longer than 3/4 the wing of rotor span of aircraft.

Determine Air Movement and Direction Before Foliar Application: Use a smoke generator or other means at or near the application site for the detection of air movement, air stability or temperature inversions. Such a condition exists when there is little or no wind and air temperature is lower near the ground than at higher levels. Use appropriate drift control measures or avoid application when smoke is moving toward nearby desirable susceptible plants or sensitive areas.

Excessive amounts of this herbicide in the soil may temporarily inhibit seed germination or plant growth. Violent wind storms may move soil particles. If 2,4-D is on soil particles and they are blown onto the susceptible plants, visible symptoms may appear. Serious injury is unlikely. The hazard of movement of 2,4-D on dust is reduced if treated fields are irrigated or if rain occurs shortly after application.

To avoid injury to desirable plants, do not handle or apply other agricultural chemicals with the same equipment used for Formula 40 unless appropriately cleaned first. Local conditions may affect the use of herbicides. Consult your State Agricultural Experiment Station or Extension Service weed specialists for cleaning methods which are in compliance with local regulations and for advice in selecting treatments from this label to best fit local conditions. Be sure that use of this product conforms to all applicable regulations.

Weeds Controlled

Formula 40 Herbicide is recommended for control of numerous broadleaf weeds and certain 2,4-D susceptible woody perennials without injuring most grasses. Species controlled include the following plus many others: Bitterweed, Broomweed, Burdock, Carpetweed, Chicory, Cocklebur, Coffeeweed, Croton, Dandelion, Dock, Galinsoga, Wild hemp, Jewelweed, Jimsonweed, Lambsquarter, Loco Bigbend, Lupine, Venice mallow, Marshelder, Annual Morningglory, Pennycress (Fanweed), Pennywort, Field pepperweed, Pigweed, Plantains, Poorjoe, Florida pusley, Common ragweed, Wild rape, Yellow rocket, Shepherdspurse, Sicklepod, Annual smartweed, Bitter sneezeweed, Annual sowthistle, Spanishneedle, Sunflower, Sweetclover, Bull thistle, Musk thistle, Russian thistle, Velvetleaf, Vetch, Water plantain, Wild mustard, Witchweed, Wormwood.

†The control of "hybrid" Pigweeds appears to be less satisfactory from 2,4-D products than formerly experienced on "non-hybrid" varieties. Since 2,4-D herbicides are not as effective on the "hybrid" Pigweeds, it is necessary to apply higher rates of 2,4-D for control, especially later in the growing season. Higher rates injure some crops, so less than satisfactory pigweed control may be experienced by the highest tolerated crop dosages.

Therefore, Riverdale no longer includes Pigweed among the species covered by the performance guarantee statements on the labels for Formula 40. At this time, this disclaimer applies only to the High Plains of Texas and western Oklahoma, including the Panhandles. All other guarantees on these product labels are unchanged by this disclaimer.

Generally, the lower dosages given will be satisfactory for young, succulent growth of sensitive weed species. For less sensitive species and under conditions where control is more difficult, the higher dosages will be needed. Apply Formula 40 during warm weather when weeds are young and growing actively. Use enough spray volume for uniform coverage by ground or air application. If only bands or rows are treated, leaving middles unsprayed, the dosage per crop acre is reduced proportionately. Do not apply where spray drift may be a problem due to proximity of susceptible crops or other desirable plants. Read and follow all Use Precautions given on this label.

TO PREPARE THE SPRAY

Mix Formula 40 only with water, unless otherwise directed on this label. Add about half the water to the mixing tank, then add the Formula 40 with agitation, and finally the rest of the water with continuing agitation. Note: Adding oil, wetting agent or other surfactant to the spray may increase effectiveness on weeds, but also may reduce selectivity to crops resulting in crop damage.

USE WITH LIQUID FERTILIZER

Formula 40 may be combined with liquid fertilizers suitable for foliar application to accomplish weeding and feeding of corn, small grains, sorghum and grass pastures in one operation. Use Formula 40 in accordance with recommendations for these crops given in the following text and table. Use liquid fertilizer at rates recommended by supplier or local extension service specialist. To prepare the spray, Formula 40 must first be premixed with water. For liquid nitrogen fertilizer use a premix consisting of 1 part of Formula 40 and 4 parts of water; for other liquid fertilizers use 1 part of Formula 40 with 50 to 60 parts of water. Add the premix to the fertilizer while maintaining continuous agitation during both mixing and spraying operations. Apply the spray the same day it is prepared; do not store. Note: Always premix Formula 40 with water before adding to the liquid fertilizer.


Approved Uses

Crop Uses

Agricultural Use Requirements for Crops: For the following crop uses, follow PPE and Reentry instructions in the "Agricultural Use Requirements" section of this label.

Amount of Formula 40 to Use in Crops
(air or ground application)

Note: Do not apply when weather conditions favor drift from treated areas. Read complete directions and precautions before using.



Crop	Dosage per Acre	
	Normal Rates (usually safe to crop)	Higher Rates For Special Situations†† (more likely to injure crop)
Small Grains Spring Postemergence wheat, barley, rye, millet oats Preharvest (dough stage) wheat, barley, oats	2/3 to 1-1/3 pt 1/2 to 1 pt 1 to 2 pt	2 to 3 pt 1-1/2 to 2 pt 2 to 3 pt
Corn† Preemergence† Emergence† Postemergence† up to 8 inches tall 8 inches to tasseling (use only directed spray) Preharvest	2 to 4 pt 1 pt 1/2 to 1 pt 1 pt 1 to 2 pt	1 1/2 pt 1-1/2 to 2 1/2 pt
Sorghum (Milo) Postemergence 6 to 8 inches tall 8 to 15 inches tall (use only directed spray)	2/3 to 1 pt 1 pt	1-1/2 to 2 pt
Rice	1 to 2-1/2 pt	2 to 3 pt
Sugarcane Fall, after harvest or planting Spring, once or twice before close-in Summer, up to 6 weeks before harvest	2 to 4 pt 2 to 4 pt 2-1/2 pt	
Asparagus	1-1/2 to 2 qt	
Strawberries	1 to 1-1/2 qt	

†Corn and sorghum varieties vary in tolerance to 2,4-D; some are easily injured. Before spraying, get information on 2,4-D tolerance of specific varieties and spray only those known to be resistant to 2,4D injury. If plants are more than 8 inches tall, use directed spray and keep spray off corn and sorghum foliage.

††These higher rates may be needed to handle difficult weed problems in certain areas such as under dry conditions especially in western areas. However, do not use unless possible crop injury will be acceptable. Consult State Agricultural Experiment Station or Extension Service weed specialists for recommendations or suggestions to fit local conditions.

Weed Control in Asparagus

See Table for recommended use rates. To control Wild Morningglory and certain other broadleaf weeds apply in about 60 gallons of water per acre for ground application and about 12 gallons per acre for aircraft application. Apply on actively growing weeds, usually in April or May. If spears are present, treat immediately after cutting. Make no more than 2 applications during the harvest season and these should be spaced at least one month apart. Spears contacted by the spray may be malformed and off-flavored. Malformed spears should be cut immediately and discarded. Post-harvest spraying should be only by ground rig using crop nozzles to avoid spraying the fern.

Weed Control in Small Grains not Underseeded with a Legume (Wheat, Barley, Rye, Oats, Millet)

(See Table for recommended use rates. Spray after grain begins tillering and before the boot stage (usually 4 to 8 inches tall) and weeds are small. Do not apply

before the tiller stage nor from early boot through the milk stage. To control weeds that will interfere with harvest or to suppress perennial weeds, preharvest treatment can be applied when the grain is in the dough stage. Best results will be obtained when soil moisture is adequate for plant growth and weeds are growing well. Note: Do not permit dairy animals or meat animals being finished for slaughter to forage or graze treated gain fields within 2 weeks after treatment.

Weed Control in corn

See Table for recommended use rates.

Preemergence: Apply to soil anytime after planting but before corn emerges. Only emerged broadleaf weeds are likely to be controlled. Do not use on very light, sandy soil.

Emergence: Apply just as corn plants are breaking ground.

Postemergence: Apply to emerged corn. When corn is over 8 inches tall use drop nozzles to keep spray off corn foliage. Do not apply from tasseling to dough stage. Injury to corn is most likely to occur if Formula 40 is applied when corn is growing rapidly under high temperature and high soil moisture conditions. In such situations, use the low rate of 1/2 pint per acre. After application, delay cultivation for 8 to 10 days to allow the corn to overcome any temporary brittleness. Note: Hybrids vary in tolerance to 2,4-D. Some are easily injured, especially sweet corn. Spray only varieties known to be tolerant to 2,4-D. Consult the seed company or your Agricultural Experiment Station or Extension Service Weed Specialist for this information before using.

Preharvest: After the hard dough or denting stage, apply by air or ground equipment to suppress perennial weeds, decrease weed seed production, and control tall weeds such as Bindweed, Cocklebur, Dogbane, Jimsonweed, Ragweed, Sunflower, Velvetleaf, and vines that interfere with harvesting. Note: Do not forage or feed corn fodder for 7 days following application.

Weed Control in Sorghum (Milo)

See Table for recommended use rates. Treat only after the sorghum is 6 inches high and preferably before it is 15 inches high. Do not treat during the boot, tasseling or early dough stages. Reduce spray drift by keeping the boom and spray nozzles as low as possible. If crop is taller than 8 inches, use drop nozzles to keep the spray off the leaves. Temporary crop injury can be expected under conditions of high soil moisture and high air temperatures. If it is necessary to apply Formula 40 under these conditions, use no more than 2/3 pint per acre. Note: Hybrids vary in tolerance to 2,4-D. Some are easily injured. Spray only varieties known to be tolerant to 2,4-D. Consult the seed company or your Agricultural Experiment Station or Extension Service Weed Specialist for this information.

Weed Control in Rice

See Table for recommended use rates. Apply in the late tillering stage of rice development, at the time of first joint development (first to second green ring), usually 6 to 9 weeks after emergence. Do not apply after panicle initiation, after rice internodes exceed 1/2 inch, at early seedling, early panicle, boot flowering or early heading growth stages. Do not use in rice paddies where shellfish are of economic importance or where flood water is used for irrigation of other crops. Note: Some rice varieties under certain conditions can be injured by 2,4-D. Therefore, before spraying, consult local Extension Service or University specialists for appropriate rates and timing of 2,4-D sprays.

Weed Control in Sugarcane

See Table for recommended use rates. Use up to 4 applications per year in accordance with state recommendations. Note: Do not apply within 6 weeks before harvest.

Weed Control in Strawberries

See Table for recommended use rates. To control many broadleaf weeds in established or old strawberry plantings apply in 25 to 50 gallons of water per acre in early spring when strawberries are dormant or immediately after the last picking. Do not apply unless possible injury to the crop is acceptable. Follow recommendations of State Extension Weed or Horticultural Specialists to fit local conditions.

Weed Control in Stone Fruit and Nut Orchards

Apply 3 pints per acre for control of annual broadleaf weeds in the orchard floor. Use coarse sprays and low pressure in sufficient volume of water to obtain thorough wetting of weeds. Do not use in light sandy soil. Do not use in California. Do not apply to bare ground as injury may result. Do not apply immediately before irrigation and withhold irrigation for 2 days before and for 3 days after treatment. Do not allow spray to drift or contact foliage, fruit, stems, trunks of trees, or exposed roots as injury may result. Do not apply to newly established or young orchards. Trees must be at least 1 year old

and in vigorous condition. Do not apply during bloom. Do not graze or feed cover crops from treated orchards. Do not make more than two applications per year. Do not harvest stone fruit within 40 days of applications or harvest nuts within 60 days of application.

Weed Control on Fallow Land

Use 1-1/2 to 2-1/4 quarts per acre on annual broadleaf weeds and up to 3 quarts per acre on established perennial species, such as Canada thistle and Field bindweed. Apply to actively growing weeds. Do not plant treated fallow land until three months after treatment, or until chemical has disappeared from soil.

RANGELAND, PASTURE, NON-CROP AND FOREST USES

Use Requirements for Rangeland, Pasture, Forest and Non-cropland Areas: No Worker Protection Standard worker entry restrictions or worker notification requirements apply when this product is applied to rangeland, pasture or non-cropland areas, and forest sites when applied by tree injection method only.

Weed Control in Established Grass Pastures, Conservation Reserve, and Rangelands

Use at 2 to 4 pints per acre. Apply preferably when weeds are small and growing actively before the bud stage. Do not use from early boot to milk stage where grass seed production is desired. Do not use on newly seeded areas until grass is well established. Do not use on Bentgrass, Alfalfa, Clover, or other Legumes. When using on Conservation Reserve lands, follow all applicable state and Federal regulations. Follow the most severe grazing restrictions imposed either by the pesticide label or by the USDA Acreage Conservation Reserve Program, whichever is longest.

Grazing Restrictions: Do not graze lactating dairy animals on treated areas within 7 days after application. Do not harvest grass cut for hay from treated areas for 30 days. Withdraw meat animals from treated forage at least 3 days before slaughter.

Control of Southern Wild Rose, Perennial Pepperweed, Hoarse Cress

For rangeland or pasture, the maximum application rate is 2 quarts per acre per application. On roadsides and fence rows use 1 gallon of Formula 40 plus 4 to 8 fluid ounces of an agricultural surfactant per 100 gallons of water and spray thoroughly as soon as foliage is well-developed. Two or more treatments may be required. Apply at a maximum rate of 4 quarts per acre per application as a spot treatment.

Grazing Restrictions: Do not graze lactating dairy animals on treated areas within 7 days after application. Do not harvest grass cut for hay from treated areas for 30 days. Withdraw meat animals from treated forage at least 3 days before slaughter.


Spot Treatment in Non-Crop Areas

To control broadleaf weeds in small areas with a hand sprayer, use 1/4 pint (4 oz) of Formula 40 in 3 gallons of water and spray to thoroughly wet all foliage.

Tree Injection Treatment

To control unwanted hardwood trees such as Elm, Hickory, Oaks, and Sweetgum in forests and non-crop areas, apply Formula 40® by injecting 1 ml of the undiluted product through the bark around the trunk at intervals of 1 to 3 inches between edges of the injector wounds. For harder to control species such as Ash, Maples and Dogwood use 2 ml of undiluted Formula 40 per injection site. Continuous cuts around the trunk often provide improved control. Also, cuts near the ground level may be more effective than at higher levels. Treatments can be made at any season; however, effectiveness may be less during winter months. Maples should not be treated during the spring sap flow.

Note: No Worker Protection Standard worker entry restrictions or worker notification requirements apply when this product is directly injected into agricultural plants.



TURF USES**Use Requirements for Turf Including Sod Farms and Turfgrass Grown for Seed**

Restricted Entry Interval: When used on sod farms or turf grown for seed, follow PPE and reentry instructions in the "Agricultural Use Requirements" section of this label. For use on other turf areas, do not allow people (other than applicator) or pets on treatment area during application. Do not enter into treated areas until sprays have dried.

Restrictions on Treatment: Do not apply more than 2 broadcast applications per year per treatment site.

Weed Control in Sod Farms

Use 1 to 3 quarts of Formula 40 per acre in the amount of water needed for uniform application. Treat when weeds are young and growing well. Usually 2 quarts per acre will provide adequate weed control. Do not use on dichondra or other herbaceous ground covers. Do not use on creeping grasses such as Bent except for spot treating nor on freshly seeded turf until grass is well established. Reseeding should be delayed following treatment. With spring application, reseed in the fall; with fall application, reseed in the spring. Legumes are usually damaged or killed. Deep-rooted perennial weeds such as Bindweed and Canada thistle may require repeated applications.

Weed Control in Turfgrass Grown for Seed

Use 1 to 4 pints per acre in spring or fall. Do not apply from early boot to the milk stage of the grass. Spray seedling grass only after the five-leaf stage, using 3/4 to 1 pint per acre to control small seedling weeds. After the grass is well established, higher rates, up to 4 pints, can be used to control hard-to-kill annual or perennial weeds. Do not use on Bentgrass unless grass injury can be tolerated. See "Grazing Restrictions" in grass pastures section above.

Broadleaf Weed Control in Non-cropland Grass Areas (Excluding Sod Farms and Turf Grown for Seed) Such as Lawns, Golf Courses, Cemeteries and Parks, Airfields, Roadsides, Vacant Lots, Drainage Ditch Banks

Use 1 to 2 quarts of Formula 40 per acre in the amount of water needed for uniform application. Treat when weeds are young and growing well. Usually 2 quarts per acre will provide adequate weed control. Do not use on dichondra or other herbaceous ground covers. Do not use on creeping grasses such as Bent except for spot treating nor on freshly seeded turf until grass is well established. Reseeding of lawns should be delayed following treatment. With spring application, reseed in the fall; with fall application, reseed in the spring. Legumes are usually damaged or killed. Deep-rooted perennial weeds such as Bindweed and Canada thistle may require repeated applications.

STORAGE AND DISPOSAL

Storage: Keep container tightly closed when not in use. Formula 40, exposed to subfreezing temperatures, should be warmed to at least 40°F and mixed thoroughly before using. Do not contaminate water, food or feed by storage or disposal.

Pesticide Disposal: Pesticide wastes are toxic. Improper disposal of excess pesticide, spray mixture, or rinsate is violation of Federal law and may contaminate groundwater. If these wastes cannot be disposed of by use according to label instructions, contact your state pesticide or environmental control agency, or the hazardous waste representative at the nearest EPA regional office for guidance.

Plastic Container Disposal: Do not reuse container. Triple rinse (or equivalent). Then dispose of in a sanitary landfill, or by incineration, or, if approved by local authorities, by burning. If burned, stay out of smoke.

Metal container Disposal: Do not reuse container. Triple rinse (or equivalent). Then offer for recycling or reconditioning, or puncture and dispose of in a sanitary landfill, or by other procedures approved by state and local authorities.

Tank Cleaning: Triple rinse (or equivalent) and wash with appropriate cleaners before reusing. Consult federal, state, or local disposal authorities for approved alternative procedures.

WARRANTY

Seller warrants that the product conforms to its chemical description and is reasonably fit for the purpose stated on the label when used in accordance with directions under normal conditions of use, but neither this warranty nor any other warranty of merchantability or fitness for a particular purpose, expressed or implied, extends to the use of this product contrary to label instructions, or under abnormal conditions or under conditions not reasonably foreseeable to seller, and buyer and the limit of liability of any such use. The exclusive remedy of user or buyer and the limit of liability of Riverdale Chemical Company is the purchase price paid for the quantity of product involved.

(RV 020599)

