

PM 23

228-216

688

UNITED STATES ENVIRONMENTAL PROTECTION AGENCY

MAR 01 1991

Mr. Russel Sawyer
Riverdale Chemical Company
425 West 194th Street
Glenwood, IL 60425-1584

Dear Mr. Sawyer:

Subject: Label Revisions
Riverdale Triamine Premium
6666 Liquid Weed and Feed
EPA Registration No. 228-216

This letter is in reference to your submission dated July 12, 1990 in which you submitted labels for review. The labeling referred to above, submitted in connection with registration under the Federal Insecticide, Fungicide, and Rodenticide Act, as amended is acceptable provided you carry out the following:

(1) Incorporate the labeling requirements as written in the February 7, 1990 Supplement to the Registration Standards for the categories listed below:

- (a) Environmental Hazards
- (b) Protective Clothing
- (c) Worker Reentry
- (d) Non-Aquatic Uses
- (e) Pesticide Disposal
- (f) Cleaning of Equipment
- (g) Type of Container/Labeling:

BEST AVAILABLE COPY

(2) Submit final printed labeling incorporating the above comments, as well as, the accepted label revisions associated with this submission.

CONCURRENCES

SYMBOL	M 15050						
SURNAME	S. Knattar						
DATE	12/5/91						

- 2 -

The label is accepted with the understanding that this product is solely for homeowner use. However, if this product can be used around "institutional" areas such as parks, golf courses, and school grounds, you need to be aware of contamination of ground water and surface water. Add appropriate labeling statements if the product is to be used in non-residential areas; the label must comply with PR Notice 87-1. Add "Do not apply this product through any type of irrigation system," or include appropriate directions for chemigation.

Please submit five copies of final printed labeling incorporating the above changes.

Sincerely yours,

Joanne I. Miller
 Acting Product Manager (23)
 Fungicide-Herbicide Branch
 Registration Division (E7505C)

Enclosure

BEST AVAILABLE COPY

CONCURRENCES							
SYMBOL	H.7505C						
SURNAME	S. Khattar						
DATE	12/28/91						

3 of 8

RIVERDALE
TRIAMINE™ PREMIUM 6666

LIQUID WEED AND FEED

LIQUID LAWN CARE

READY-TO-USE

ACCEPTED
with COMMENTS
in EPA Letter Dated:

MAR 01 1991

Under the Federal Insecticide,
Fungicide, and Rodenticide Act
as amended, for the pesticide
registered under EPA Reg. No.
228-216

FOR USE WITH A HOSE-END SPRAYER ON GRASS AND ORNAMENTAL TURF (TURF GRASS LAWNS)

NO MIXING

TREATS (COVERS) 4,250 TO 10,000 SQ. FT. IN A MATTER OF MINUTES
(Read directions for different grasses.)

Gives your lawn a quick boost of important nutrients while controlling broadleaf
weeds. Attach to a garden hose-end sprayer, turn on water, and spray.
A Quick and Easy Way to a Quality Lawn.

CONTAINS 2,4-D. MECOPROP, DICHLORPROP AND 15-0-0 FERTILIZER

ACTIVE INGREDIENTS:†

Dimethylamine Salt of 2,4-Dichlorophenoxyacetic Acid*	2.29%
Dimethylamine Salt of 2-(2-Methyl-4-Chlorophenoxy)propionic Acid**	2.30%
Dimethylamine Salt of 2-(2,4-Dichlorophenoxy)propionic Acid***	2.26%

INERT INGREDIENTS:	93.15%
TOTAL	100.00%

Isomer Specific AOAC Method, Equivalent to:

*2,4-Dichlorophenoxyacetic Acid	1.9%	.18 lbs./gal.
**2-(2-Methyl-4-Chlorophenoxy)propionic Acid	1.9%	.18 lbs./gal.
***2-(2,4-Dichlorophenoxy)propionic Acid	1.9%	.18 lbs./gal.

GUARANTEED ANALYSIS:°

Total Nitrogen (N)	15%
15% Urea Nitrogen	

†TRIAMINE IS A TRADEMARK OF RIVERDALE CHEMICAL COMPANY

Patent Pending

KEEP OUT OF REACH OF CHILDREN

CAUTION

SEE SIDE AND BACK PANELS FOR ADDITIONAL PRECAUTIONARY STATEMENTS
AND STATEMENT OF PRACTICAL TREATMENT

NET CONTENTS: 1/2 GAL. (64 Fl. Oz.)

NET WEIGHT:° 4.6 LBS.

EPA REG. NO. 228-216

EPA EST. NO. 228-IL-1

Revised 7/12/90

BEST AVAILABLE COPY

4 of 8

Manufactured By
RIVERDALE CHEMICAL COMPANY
GLENWOOD, ILLINOIS 60425-1584

(Back Panel)

PRECAUTIONARY STATEMENTS

HAZARDS TO HUMANS AND DOMESTIC ANIMALS

CAUTION

Harmful if absorbed through skin. Avoid contact with skin, eyes, or clothing. Wash thoroughly with soap and water after handling (Optional Statement for 25-1-2 fertilizer: May cause eye irritation.)

STATEMENT OF PRACTICAL TREATMENT

IF SWALLOWED: Get medical attention.
IF IN EYES: Immediately flush eyes with plenty of water.
IF ON SKIN: Wash with plenty of soap and water. If irritation develops, get medical attention.

ENVIRONMENTAL HAZARDS

BEST AVAILABLE COPY

This product is toxic to aquatic invertebrates. Drift or runoff may adversely affect aquatic invertebrates and non-target plants. Do not apply directly to water or wetlands (swamps, bogs, marshes, and potholes). Do not contaminate water when disposing of equipment washwaters nor pour the washwaters on the ground; spray or drain over a large area away from wells, other water sources and desirable plants. Do not apply this product through any type of irrigation system. Do not contaminate water used for irrigation or domestic purposes. If spills occur, collect the material and dispose of by following disposal instructions on this label.

DIRECTIONS FOR USE

It is a violation of Federal law to use this product in a manner inconsistent with its labeling. READ ENTIRE LABEL BEFORE USING THIS PRODUCT. USE STRICTLY IN ACCORDANCE WITH LABEL PRECAUTIONARY STATEMENTS AND DIRECTIONS.

Spray anytime during the growing season when weeds are actively growing (except as noted for S-Southern or Warm Season Grasses).

- 4,150 to 6,666 Sq. Ft. Coverage for (N-Northern or Cool Season Grasses) such as Blue Grass, Fescue, and Rye grasses.
- 8,500 to 10,000 Sq. Ft. Coverage for (S-Southern or Warm Season Grasses) Bahia, common Bermuda, St. Augustine, Centipede and Bent grasses. Some temporary injury may occur with these grasses. In Spring, do not apply until grass has reached full green-up.

In Fall, exercise care when grass growth is going into dormancy. When applying to Bent grass, height of grass should be 1-1/2" or more. Note: Some hybrid Bermuda grasses may be sensitive to this product. Contact your local Extension Service weed control specialist.

Designed to control broadleaf weeds and give your lawn a quick boost of important nutrients. Controls dicot weeds during their active growth period. Guaranteed not to burn your lawn when used as directed. High analysis fertilizer featuring a patented nitrogen formula.

A lawn typically will utilize 1 to 4 pounds of nitrogen per 1,000 square feet per growing season. When used as directed this product will supplement your regular fertilizer program by providing *(No. of lbs.) pounds of nitrogen per 1,000 square feet (optional P₂O and K₂O levels) and Triamine™ to control listed weeds. Please contact your local extension office for questions regarding a regular fertilizer program.

*Based on Inert fertilizer claimed.

USE PRECAUTIONS

IMPORTANT: Do not use this product for controlling weeds in flower or vegetable beds or around shrubs or ornamental plantings. Do not spray exposed roots of desirable plants. Do not spray on Dichondra, Lippia, nor on grasses where desirable Clovers are present. Do not apply to newly seeded grasses until they have been mowed 3 times. Do not cut grass 1 to 2 days before and after application. Do not reseed or plant stolons for 3 to 4 weeks after use. If lawn needs watering, water thoroughly before application. Do not water for 48 hours after application. Watering will wash off weed killing material. Do not apply if rainfall is expected with 48 hours. Avoid fine mists. Use a lawn type sprayer with a coarse spray as wind drift is less likely. Spray entire lawn, wetting weeds and lawn grasses. Do not exceed recommended rates because damage to turf may occur. Spray when air is calm to avoid spray drift that might injure desirable ornamental plants. Do not apply when temperature exceeds 85°F. Shake well before using.

WEEDS CONTROLLED BY TRIAMINE™ ^{Premium 6666} LIQUID WEED AND FEED

Alders, Alligatorweed, American lotus, Arrowhead, Artichoke, Aster, Austrian fieldcress, Beggarticks, Bidden, Bindweed, Bitterweed, Bitter winter cress, Black medic, Blessed thistle, Blue lettuce, Box elder, Broomweed, Buckhorn, Bull thistle, Bulrush, Burdock, Bur ragweed, Buttercup, Canada thistle, Carpetweed, Catnip, Chickweed, Chicory, Clover, Cockle, Cocklebur, Coffeebean, Coffeeweed, Common sowthistle, Creeping jenny, Croton, Curly indigo, Dandelion, Dock, Dogbane, Dogfennel, Duckweed, Elderberry, English daisy, Flea bane (daisy), Flixweed, Florida pusley, Frenchweed, Galinsoga, Goatsbeard, Goldenrod, Ground ivy, Gumweed, Hawkweed, Healall, Heartloaf drymary, Hemp, Henbit, Hoary cress, Honeysuckle, Horsetail, Indigo, Indiana mallow, Ironweed, Jewelweed, Jimsonweed, Kochia, Knotweed, Lambsquarters, Locoweed, Lupines, Mallow, Marshelder, Mexicanweed, Morningglory, Musk thistle, Mustard, Nettle, Nutgrass, Orange hawkweed, Oxalis, Parrot feather, Parsnip, Pennycress, Pennywort, Peppergrass, Pepperweed, Pigweed, Plantain, Poison hemlock, Poison ivy, Poison oak, Pokeweed, Poorjoe, Povertyweed, Prickly lettuce, Primrose, Puncture vine, Purslane, Ragweed, Red clover, Red sorrel, Rush, Russian thistle, Sagebrush, St. Johnswort,

BEST AVAILABLE COPY

Sheep sorrel, Shepherdspurse, Sicklepod, Smartweed, Sneezeweed, Southern wild rose, Sowthistle, Spanishneedles, Spatterdock, Speedwell, Spurge, Spurweed, Stinkweed, Stitchwort, Sumac, Sunflower, Sweet clover, Tarweed, Thistle, Toadflax, Tumbleweed, Velvet leaf, Veronica, Vervain, Vetch, Virginia creeper, Water hyacinth, Water lily, Water plantain, Water primrose, Water shield, Wild aster, Wild carrot, Wild garlic, Wild geranium, Wild lettuce, Wild onion, Wild radish, Wild rape, Wild strawberry, Wild sweet potato, Willow, Witchweed, Woodsorrel, Wormseed, Yarrow, Yellow rocket, Virginia buttonweed and other broadleaf weeds.

After applying this product, many broadleaf weeds will begin to show visible signs of leaf curl within a few days. Some hard-to-control broadleaf weeds may require a second (or an additional) treatment in 3-4 weeks.

(HOSE-END SPRAYER INSTRUCTIONS)

HOW TO APPLY: Use any hose-end sprayer that is designed for use on lawns and makes a minimum of 15 gallons of finished spray. Such sprayers are Ortho's Orthomatic Lawn Sprayer, Ortho's and Black Leaf's Lawn Sprayers (dilution ration of 60 to 1). The following are adjustable/dial sprayers:

<u>MANUFACTURER</u>	<u>SETTING</u>
Super K-Gro	20
Melnor #94 & #95	11
Melnor #96 & #97	13
Gilmour #362	4
Gilmour #486	12

Special Note: Some adjustable sprayers do not hold 32 oz. The above settings are based on using 64 oz. per 4,250 to 6,666 square feet on N - Northern or Cool Season grasses or 8,500 to 10,000 square feet for application on S - Southern or Warm Season grasses. The entire contents of this bottle must be used to make the proper recommended application rate.

Determine the area to be sprayed. Apply at a rate of 64 oz. (1/2 gal.) per 4,250 to 6,666 square feet on Northern or Cool Season grasses or 8,500 to 10,000 square feet for application on S-Southern or Warm Season grasses. Fill sprayer jar with appropriate amount of this product. Do not dilute this product with water when filling sprayer jar. The water will automatically mix with this product during spraying. Attach sprayer to garden hose while holding sprayer at waist level. Point in a direction away from face and body. Walk back and forth at a steady pace. Overlap slightly for uniform coverage.

(DISPOSABLE SPRAYER AND BOTTLE INSTRUCTIONS)

HOW TO APPLY: Connect spray nozzle to hose. Remove bottle cap and screw bottle into nozzle. While holding sprayer at waist level, point in direction away from face and body. Turn on water at the tap. Place finger over hole on right side of nozzle (or turn on/off lever to the "ON" position) and this product will mix automatically at the proper ratio. Walk back and forth at steady pace. Overlap slightly for uniform coverage.

BEST AVAILABLE COPY

(Left Side Panel)

COVERAGE MEASURING GUIDE

Marks on left side panel of bottle indicate square feet covered.
(Not to Scale)

1666 Sq. Ft.
3333 Sq. Ft.
5000 Sq. Ft.
6666 Sq. Ft.
(N)

2500 Sq. Ft.
5000 Sq. Ft.
7500 Sq. Ft.
10000 Sq. Ft.
(S)

1063 Sq. Ft.
2125 Sq. Ft.
3188 Sq. Ft.
4250 Sq. Ft.
(Optional)

(Right Side Panel)

STORAGE: Keep from freezing (For 25-1-2 fertilizer - Do Not Store above 95°F)
To be stored in original container (when applicable: with child-resistant cap)
and placed in a locked area inaccessible to children. Do not store near feed or
foodstuff.

PESTICIDE DISPOSAL: Product remaining in original container should be disposed of
by securely wrapping original container in several layers of newspaper and
discarding in trash.

CONTAINER DISPOSAL: Do not reuse container. Rinse thoroughly before discarding
in trash.

NOTICE: Buyer assumes all responsibility for safety and use not in strict accordance with
directions and instructions for use.

The following will not be part of the actual label copy.

*Note: Guaranteed (fertilizer) analysis and weight will vary
among various commercial fertilizer manufacturers.

BEST AVAILABLE COPY

878

(OMS SPRAYER INSTRUCTIONS)

- Be sure that the siphon tube is tightly connected to the adapter to assure proper siphoning.
- Overlap treated areas by at least one foot to insure proper coverage.
- Apply beginning in spring, after your second mowing, through the fall.
- Regular lawn watering is necessary to maintain a quality lawn. During periods of drought or hot, dry weather, do not use this product until the rains occur or the lawn is watered.

PRECAUTIONS

- Apply on a calm day to avoid spray drift to non-target plants.
- Wait until you mow three or four times before you use this product on new grass.
- Avoid applications near shrubs, flowers, fruit or vegetable plants as plant injury may occur.

IF YOU HAVE QUESTIONS

This product is designed to help you obtain a better lawn in a simple, easy manner. Should you have any questions about this product or about proper lawn care in general, you can get answers from one of seller's lawn counselors. Simply dial this toll free number: 1-800-XXX-XXXX (in Ohio 1-800-XXX-XXXX).

Seller's Policy
No Quibble Guarantee

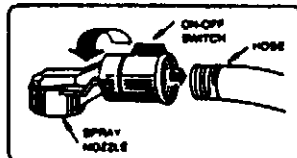
If for any reason you are not satisfied with results after using any seller's product, you are entitled to get your money back. Simply send U.P.C. CODE evidence of purchase and we will mail you a refund check promptly.

BEST AVAILABLE COPY

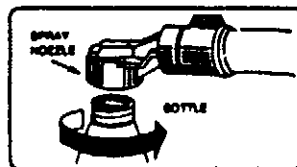
DIRECTIONS FOR USE

Follow these steps to maintain an attractive, quality lawn:

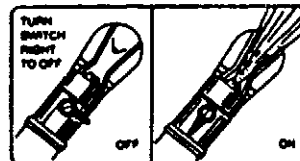
1. Shake well before applying.
2. Connect spray nozzle to your garden hose.



3. Hold bottle by the neck, remove child-resistant cap, attach bottle to nozzle.



4. Avoid squeezing the bottle, as contents may spray through the nozzle opening.
5. Adjust on/off switch to the "OFF" position, then turn on water at the faucet.



6. Beginning at a point furthest from your faucet, turn the on/off switch to the "ON" position.
7. Holding the bottle in front of you at waist height, use a moderate, side-to-side swinging motion to apply the product. Each pass should cover an 8- to 10-foot swath.
8. Walk at a steady pace and overlap treated areas by at least one foot to ensure proper coverage.



9. Replace child-resistant cap for storage of any unused product.