

1/1 228-216 20 25

(Front Panel)

RIVERDALE
TRIAMINE™ PREMIUM 6666
LIQUID WEED AND FEED

Water Dilution
x 228-189

FOR USE WITH A HOSE-END SPRAYER ON GRASS AND ORNAMENTAL TURF
NO MIXING
TREATS 6,666 to 10,000 SQ. FT.†

CONTAINS 2,4-D, MCPROP, DICHLORPROP AND A 15-0-0 FERTILIZER

ACTIVE INGREDIENTS:°

Dimethylamine Salt of 2,4-Dichlorophenoxy Acetic Acid*	2.29%
Dimethylamine Salt of 2-(2-Methyl-4-Chlorophenoxy)proionic Acid**	2.30%
Dimethylamine Salt of 2-(2,4-Dichlorophenoxy)propionic Acid***	2.26%
INERT INGREDIENTS:	93.15%
TOTAL	100.00%

Isomer Specific by AOAC Method


*2,4-Dichlorophenoxyacetic Acid equivalent	1.9%	.18 lbs/gal.
**2-(2-Methyl-4-Chlorophenoxy)propionic Acid equivalent	1.9%	.18 lbs/gal.
***2-(2,4-Dichlorophenoxy)propionic Acid equivalent	1.9%	.18 lbs/gal.

GUARANTEED ANALYSIS:

Total Nitrogen (N) 15%
15% Urea Nitrogen

°TRIAMINE IS A TRADEMARK OF RIVERDALE CHEMICAL COMPANY

†Read directions for different grasses.



KEEP OUT OF REACH OF CHILDREN

CAUTION

SEE SIDE AND BACK PANELS FOR ADDITIONAL PRECAUTIONARY STATEMENTS

NET CONTENTS: 1/2 GAL. (64 Fl. Oz.)

NET WEIGHT: 4.65 LBS.

EPA REG. NO. 228-

EPA EST. NO. 228-IL-1

MANUFACTURED BY

RIVERDALE CHEMICAL COMPANY
CHICAGO HEIGHTS, ILLINOIS 60411-3699


(Rear Panel)

PRECAUTIONARY STATEMENTS

HAZARDS TO HUMANS AND DOMESTIC ANIMALS

CAUTION

Harmful if absorbed through skin. Wash thoroughly with soap and water after handling.



IF SWALLOWED: Get medical attention.
IF IN EYES: Immediately flush eyes with plenty of water.
IF ON SKIN: Wash with plenty of soap and water.

If irritation develops, get medical attention.

ENVIRONMENTAL HAZARDS

Do not apply directly to water or wetlands. Do not contaminate water by cleaning of equipment or disposal of wastes. Do not apply when weather conditions favor drift from target areas.

DIRECTIONS FOR USE

It is a violation of Federal law to use this product in a manner inconsistent with its labeling.

READ ENTIRE LABELING. USE STRICTLY IN ACCORDANCE WITH LABEL PRECAUTIONARY STATEMENTS AND DIRECTIONS.

6,666 Sq. Ft. Coverage for Bahia, Bermuda, Blue Grass, Fescue, Rye and Zoysia Grasses

10,000 Sq. Ft. Coverage for (spring and fall application only) St. Augustine, Centipede and Bent Grasses. Some temporary injury may occur with these grasses.

Do not exceed recommended rate because damage to lawn may occur. Do not apply to Dichondra, Lippia and Clover lawns. Do not use this product for controlling weeds in vegetable gardens and flower beds or around shrubs or ornamental plants.

WEEDS CONTROLLED

- | | | |
|-------------------|--------------|-----------------|
| Black Medic | Jimson Weed | Speedwell |
| Buckhorn | Knotweed | Spurge |
| Buttercup | Lambsquarter | Spur Weed |
| Canada Thistle | Mallow | Stitchwort |
| Carpet Weeds | Morningglory | Toadflax |
| Chickweed | Mustard | Wild Aster |
| Chicory | Oxalis | Wild Carrot |
| Clover | Pennywort | Wild Garlic |
| Cocklebur | Pepperweed | Wild Geranium |
| Dandelion | Pig Weed | Wild Lettuce |
| Dog Fennel | Plantain | Wild Onion |
| English Daisy | Poison Ivy | Wild Radish |
| Florida Pursley | Poison Oak | Wood Sorrel |
| Frenchweed | Purslane | Yarrow, and |
| Ground Ivy | Ragweed | other broadleaf |
| Heal-All | Red Clover | weeds |
| Heartloaf Drymary | Red Sorrel | |
| Henbit | Sheep Sorrel | |

WHEN TO USE: Spray anytime during the growing season when weeds are actively growing (except as noted for St. Augustine, Centipede and Bent Grasses). If lawn is extremely dry, water 1 to 2 days before spraying. Do not apply when temperatures are expected to exceed 85°F, or if rain is expected to occur within 24 hours following application. On new lawns, wait until grass has reached a height of 2 inches before spraying. Also wait 3 weeks before putting in new grass seed or stolons.

After applying this product, many broadleaf weeds will begin to show visible signs of leaf curl within a few days. Some hard-to-control broadleaf weeds may require a second treatment in 3-4 weeks.

(HOSE-END SPRAYER INSTRUCTIONS)

HOW TO APPLY: Use any 32 oz. hose-end sprayer that is designed for use on lawns and makes a

3/4



(Rear Panel cont.)

minimum of 15 gallons of finished spray, such sprayers are Ortho's Orthomatic Lawn Sprayer, Ortho's and Black Leaf's Lawn Sprayers (dilution ratio of 60 to 1). The following are adjustable/dial sprayers:

MANUFACTURER	SETTING
Super K- Gro	20
Melnor #94 & #95	11
Melnor #96 & #97	13
Gilmour #362	4
Gilmour #486	12

Special note: Some adjustable sprayers do not hold 32 oz. The above settings are based on using 64 oz. per 6,666 cr 10,000 sq. ft. The entire contents of this bottle must be used to make the proper recommended application rate.

Determine area to be sprayed. Apply at a rate of 64 oz. (1/2 gal.) per 6,666 square feet or 10,000 for spring application on St. Augustine, Centipede or Bent Grasses. Fill sprayer jar with appropriate amount of this product. Do not dilute this product with water when filling sprayer jar. The water will automatically mix with this product during spraying. Attach sprayer to garden hose while holding sprayer at waist level, point in direction away from face and body. Walk back and forth at a steady pace. Over-lap slightly for uniform coverage. Do not exceed recommended rate because damage to lawn may occur. Do not water fertilized lawn for at least 24 hours.

(DISPOSABLE SPRAYER AND BOTTLE INSTRUCTIONS)

HOW TO APPLY: Shake well before applying. Connect spray nozzle to hose. Remove bottle cap and screw bottle into nozzle. Turn on the water at the tap. Place finger over hole on right side of nozzle and the Weed and Feed 15-0-0 will mix automatically at the proper ratio. Point in direction away from face and body. Slowly walk back and forth at a steady pace. Over-lap slightly for uniform coverage. Do not exceed recommended rate because damage to lawn may occur. Do not water fertilized lawn for at least 24 hours.

Marks on left side panel indicate square feet covered.

(Right Side Panel)

STORAGE: Keep from freezing. To be stored in original container and placed in a locked area inaccessible to children. Do not store near food or feedstuff.

PESTICIDE DISPOSAL: Product remaining in original container should be disposed of by securely wrapping original container in several layers of newspaper and discarding in trash.


CONTAINER DISPOSAL: Do not reuse container. Rinse thoroughly before discarding in trash.

NOTICE

Seller warrants that this product conforms to the ingredient statement of the label. Since the conditions of use, such as weather, compatibility with other chemicals, and conditions of application equipment will vary, seller makes no claims other than those stated on this label.

(Left Side Panel)

COVERAGE MEASURING GUIDE
(Not to Scale)



(Left Side Panel cont.)

2000 Sq. Ft.

1666 Sq. Ft.

4000 Sq. Ft.

3333 Sq. Ft.

6000 Sq. Ft.

5000 Sq. Ft.

8000 Sq. Ft.

10,000 Sq. Ft.

6600 Sq. Ft.

