

13 JUL 1992

Mr. Russell E. Sawyer
Riverdale Chemical Company
425 West 194th Street
Winwood, IL 60421-1854

Dear Mr. Sawyer:

Reference is made to the letter from the Environmental Protection Agency dated 7/1/92 regarding the registration of the pesticide product "Fungicide" under the Federal Insecticide, Fungicide, and Rodenticide Act (FIFRA) and the Federal Food, Drug, and Cosmetic Act (FDCA).

The information provided to date indicates that the product is not eligible for registration under the FIFRA and FDCA. Fungicide is not a pesticide as defined in the Act and, therefore, is not subject to registration under the Act.

Under the change statement change, the word "pesticide" is defined as a substance which is intended to prevent, destroy, or control any pest which is injurious to man or his property, or to any animal or plant which is useful to man.

The word "pesticide" is defined in the Act as follows:

Section 2(u)(1)

John L. Miller
Product Manager/Adm.
Fungicide Herbicide Branch
Registration Division (7160)

Enclosure

BEST AVAILABLE COPY

CONCURRENCES

SYMBOL	H7505c							
SURNAME	Rebbins							
DATE	7/10/92							

2 2 7

RIVERDALE

TRIAMINE™ LI PREMIUM LIQUID

WEED AND FEED

LIQUID LAWN CARE

READY-TO-USE

FOR USE WITH A HOSE-END SPRAYER ON GRASS AND ORNAMENTAL TURF (TURF GRASS LAWNS)

NO MIXING

Just Connect Hose, Turn on Water, and Spray

TREATS (COVERS) 5,000 to 7,500 SQ. FT. IN A MATTER OF MINUTES

(Read directions for different grasses.)

Gives your lawn a quick boost of important nutrients while controlling broadleaf weeds.

CONTAINS MCPA, MECOPROP AND DICHLORPROP AND A X-X-X FERTILIZER

ACTIVE INGREDIENTS:†

Dimethylamine Salt of 2-Methyl-4-Chlorophenoxyacetic Acid*	1.65%
Dimethylamine Salt of 2-(2-Methyl-4-Chlorophenoxy)propionic Acid**	1.63%
Dimethylamine Salt of 2-(2,4-Dichlorophenoxy)propionic Acid***	1.61%

INERT INGREDIENTS:	95.11%
TOTAL	100.00%

Isomer Specific AOAC Method, Equivalent to:

*2-Methyl-4-Chlorophenoxyacetic Acid	1.35%	.13 lbs/gal.
**2-(2-Methyl-4-Chlorophenoxy)propionic Acid	1.35%	.13 lbs/gal.
***2-(2,4-Dichlorophenoxy)propionic Acid	1.35%	.13 lbs/gal.

GUARANTEED ANALYSIS:°

Total Nitrogen (N)	XZ
XZ Urea Nitrogen	

†TRIAMINE IS A TRADEMARK OF RIVERDALE CHEMICAL COMPANY

Patent pending.

13 JUL 1992

KEEP OUT OF REACH OF CHILDREN

CAUTION

SEE SIDE AND BACK PANELS FOR ADDITIONAL PRECAUTIONARY STATEMENTS AND STATEMENT OF PRACTICAL TREATMENT

NET CONTENTS: 1/2 Gal. (64 Fl. Oz.)

NET WEIGHT:° 4.6 lbs.

Revised A/O 6/12/92

BEST AVAILABLE COPY

EPA REG. NO. 228-215

EPA EST. NO. 228-11-1

MANUFACTURED BY
RIVERDALE CHEMICAL COMPANY
GLENWOOD, ILLINOIS 60425-1584

(Back Panel)

PRECAUTIONARY STATEMENTS

HAZARDS TO HUMANS AND DOMESTIC ANIMALS

CAUTION

Causes moderate eye irritation. Avoid contact with eyes or clothing. Harmful if absorbed through skin. Wear long pants, long-sleeved shirt, shoes and chemical resistant gloves when handling and applying this product. Wash non-disposable gloves thoroughly with soap and water before removing. Wash thoroughly with soap and water after handling. Do not allow persons and pets on treated areas until sprays have dried.

STATEMENT OF PRACTICAL TREATMENT

IF SWALLOWED: Get medical attention.
IF IN EYES: Immediately flush eyes with plenty of water. If irritation develops get medical attention.
IF ON SKIN: Wash with plenty of soap and water. If irritation develops get medical attention.

ENVIRONMENTAL HAZARDS

Drift or runoff may adversely affect non-target plants. Do not apply directly to water, to areas where surface water is present or to intertidal areas below the mean high water mark. Do not contaminate water when disposing of equipment washwaters or rinsate, nor pour the washwaters on the ground; spray or drain over a large area away from wells, other water sources and desirable plants. Do not apply this product through any type of irrigation system. Do not contaminate water used for irrigation or domestic purposes. If spills occur, collect the material and dispose of by following disposal instructions on this label.

DIRECTIONS FOR USE

It is a violation of Federal law to use this product in a manner inconsistent with its labeling. READ ENTIRE LABEL BEFORE USING THIS PRODUCT. USE STRICTLY IN ACCORDANCE WITH LABEL PRECAUTIONARY STATEMENTS AND DIRECTIONS.

Spray anytime during the growing season when weeds are actively growing (except as noted for S-Southern or Warm Season Grasses).

5,000 Sq. Ft. Coverage for (N-Northern or Cool Season Grasses) such as Blue Grass,

Fescue, and Rye grasses.
 7,500 Sq. Ft. Coverage for (S-Southern or Warm Season Grasses) Bahia, common Bermuda, St. Augustine, Centipede, Zoysia and Bent grasses. Some temporary injury may occur with these grasses. In Spring, do not apply until grass has reached full green-up. In Fall, exercise care when grass growth is going into dormancy. When applying to Bent grass, height of grass should be 1-1/2" or more. Note: Some hybrid Bermuda grasses may be sensitive to this product. Contact your local Extension Service weed control specialist.

Designed to control broadleaf weeds and give your lawn a quick boost of important nutrients. Controls dicot weeds during their active growth period. Guaranteed not to burn your lawn when used as directed. High analysis fertilizer featuring a patented nitrogen formula.

A lawn typically will utilize 1 to 4 pounds of nitrogen per 1,000 square feet per growing season. When used as directed this product will supplement your regular fertilizer program by providing $\frac{1}{2}$ (No. of lbs.) pounds of nitrogen per 1,000 square feet (optional P₂O₅ and K₂O levels) and Triamine™ to control listed weeds. Please contact your local extension office for questions regarding a regular fertilizer program.

*Based on Inert fertilizer claimed.

USE PRECAUTIONS

IMPORTANT: Do not use this product for controlling weeds in flower or vegetable beds or around shrubs or ornamental plantings. Do not spray exposed roots of desirable plants. Do not spray on Dichondra, Lippia, nor on grasses where desirable Clovers are present. Do not apply to newly seeded grasses until they have been mowed 3 times. Do not cut grass 1 to 2 days before and after application. Do not reseed or plant stolons for 3 to 4 weeks after use. If lawn needs watering, water thoroughly before application. Do not water for 48 hours after application. Watering will wash off weed killing material. Do not apply if rainfall is expected within 48 hours. Avoid fine mists. Use a lawn type sprayer with a coarse spray as wind drift is less likely. Spray entire lawn, wetting weeds and lawn grasses. Do not exceed recommended rates because damage to turf may occur. Spray when air is calm to avoid spray drift that might injure desirable ornamental plants. Do not apply when temperature exceeds 85°F. Shake well before using.

WEEDS CONTROLLED BY TRIAMINE™ II PREMIUM LIQUID WEED AND FEED

Alders, Beggarticks, Bindweed, Black medic, Blue lettuce, Buckhorn, Burcucumber, Burdock, Buttercup, Canada thistle, Carpetweed, Catsear, Chervil, Chickweed, Chicory, Clover, Cocklebur, Croton, Dandelion, Dock, Dogfennel, Dragonhead mint, Dwarf nettle, English daisy, Fanweed, Fat hen, Field bindweed, Florida pusley, Frenchweed, Galinsoga, Goatsbeard, Goldenrod, Ground ivy, Halbertleaved salt bush, Hawkweed, Healall, Heartleaf dymary, Hempnettle, Henbit, Hoary cress, Honeysuckle, Jimsonweed, Kochia, Knotweed, Lambsquarters, Mallow, Marshelder, Mexican poppy, Minerslettuce, Moneywort, Morningglory, Mustard, Nutgrass, Oxalis, Pennycress, Pennywort, Pepperweed, Pigweed, Plantain, Poison hemlock, Poison ivy, Poison oak, Prickly lettuce, Puncture vine, Purslane, Ragweed, Red clover, Red root, Red sorrel, Red stem, Sheep sorrel, Shepherdspurse, Smartweed, Sneezeweed, Sowthistle, Spanishneedles, Speedwell, Spurge, Spurweed, Stinging nettle, Stinkweed, Stitchwort, Sunflower, Sweet clover, Thornapple, Toadflax, Tree-of-heaven, Velvet leaf, Veronica, Vetch, Violet, Virginia buttonweed, Wild aster, Wild carrot, Wild garlic,

BEST AVAILABLE COPY

Wild geranium, Wild gooseberry, Wild jute, Wild lettuce, Wild marigold, Wild petunia, Wild onion, Wild radish, Wild sage, Wild strawberry, Willow, Witchweed, Woodsorrel, Yarrow, Yellow charlock-mustard, Yellow daisy, Yellow rocket, and other broadleaf weeds.

After applying this product, many broadleaf weeds will begin to show visible signs of leaf curl within a few days. Some hard-to-control broadleaf weeds may require a second treatment in 3-4 weeks.

(HOSE-END SPRAYER INSTRUCTIONS)

HOW TO APPLY: Use any 32 oz. hose-end sprayer that is designed for use on lawns and makes a minimum of 15 gallons of finished spray. Such sprayers are Ortho's Orthomatic Lawn Sprayer, Ortho's and Black Leaf's Lawn Sprayers (dilution ratio of 60-1). The following are adjustable/dial sprayers:

MANUFACTURER	SETTING
Super K-Gro	20
Melnor #94 & #95	11
Melnor #96 & #97	13
Gilmour #362	4
Gilmour #486	12

Special Note: Some adjustable sprayers do not hold 32 oz. The above settings are based on using 64 oz. per 5,000 or 7,500 sq. ft. The entire contents of this bottle must be used to make the proper recommended application rate.

Determine area to be sprayed. Apply at a rate of 64 oz. ($\frac{1}{2}$ gal.) per 5,000 square feet on N-Northern or Cool Season grasses, or 7,500 square feet for application on S-Southern or Warm Season grasses. Shake well and fill sprayer jar with appropriate amount of this product. Do not dilute this product with water when filling sprayer jar. The water will automatically mix with this product during spraying. Attach sprayer to garden hose while holding sprayer at waist level. Point in a direction away from face and body. Walk back and forth at a steady pace. Over-lap slightly for uniform coverage.

(DISPOSABLE SPRAYER AND BOTTLE INSTRUCTIONS)

HOW TO APPLY. Connect spray nozzle to hose. Remove bottle cap and screw bottle into nozzle. While holding sprayer at waist level, point in direction away from face and body. Turn on water at the tap. Place finger over hole on right side of nozzle (or turn on/off lever to the "ON" position) and this product will mix automatically at the proper ratio. Walk back and forth at steady pace. Overlap slightly for uniform coverage.

(Left Side Panel)

COVERAGE MEASURING GUIDE

Marks on left side panel of bottle indicate square feet covered.

(Not to Scale)

1000 Sq. Ft.

1500 Sq. Ft.

BEST AVAILABLE COPY

6 of 7

<u>2000 Sq. Ft.</u>	<u>3000 Sq. Ft.</u>
<u>3000 Sq. Ft.</u>	<u>4500 Sq. Ft.</u>
<u>4000 Sq. Ft.</u>	<u>6000 Sq. Ft.</u>
<u>5000 Sq. Ft.</u> Cool Season (N)	<u>7500 Sq. Ft.</u> Warm Season (S)

(Right Side Panel)

STORAGE AND DISPOSAL

STORAGE: Keep from freezing. (For 25-1-2 and 25-2-3 fertilizers - Do not store above 95°F.) To be stored in original container (when applicable: with child-resistant cap) and placed in a locked area inaccessible to children. Do not store near feed or foodstuffs.

PESTICIDE DISPOSAL: Product remaining in original container should be disposed of by securely wrapping original container in several layers of newspaper and discarding in trash.

CONTAINER DISPOSAL: Do not reuse empty container. Rinse thoroughly before discarding in trash.

NOTICE

NOTICE: Buyer assumes all responsibility for safety and use not in strict accordance with directions and instructions for use. (RS 030191/RV 061292)

The following will not be part of the actual label copy.

Note: Guaranteed (fertilizer) analysis and weight will vary among various commercial fertilizer manufacturers.

(OMS SPRAYER INSTRUCTIONS)

- Be sure that the siphon tube is tightly connected to the adapter to assure proper siphoning.
- Overlap treated areas by at least one foot to insure proper coverage.
- Apply beginning in spring, after your second mowing, through the fall.
- Regular lawn watering is necessary to maintain a quality lawn. During periods of drought or hot, dry weather, do not use this product until the rains occur or the lawn is watered.

PRECAUTIONS

- Apply on a calm day to avoid spray drift to non-target plants.
- Wait until you mow three or four times before you use this product on new grass.
- Avoid applications near shrubs, flowers, fruit or vegetable plants as plant injury may occur.

IF YOU HAVE QUESTIONS

This product is designed to help you obtain a better lawn in a simple, easy manner. Should you have any questions about this product or about proper lawn care in general, you can get answers from one of seller's lawn counselors. Simply dial this toll free number: 1-800-XXX-XXXX (in Ohio 1-800-XXX-XXXX).

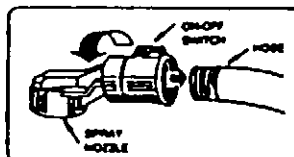
**Seller's Policy
No Quibble Guarantee**

If for any reason you are not satisfied with results after using any seller's product, you are entitled to get your money back. Simply send U.P.C. CODE us evidence of purchase and we will mail you a refund check promptly.

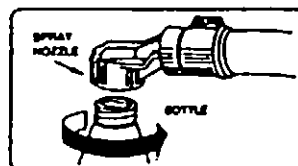
DIRECTIONS FOR USE

Follow these steps to maintain an attractive, quality lawn.

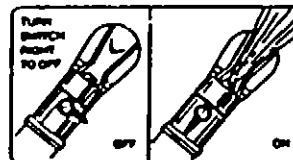
1. Shake well before applying.
2. Connect spray nozzle to your garden hose.



3. Hold bottle by the neck, remove child-resistant cap, attach bottle to nozzle.



4. Avoid squeezing the bottle, as contents may spray through the nozzle opening.
5. Adjust on/off switch to the "OFF" position, then turn on water at the faucet.



6. Beginning at a point furthest from your faucet, turn the on/off switch to the "ON" position.

7. Holding the bottle in front of you at waist height, use a moderate, side-to-side swinging motion to apply the product. Each pass should cover an 8- to 10-foot swath.

8. Walk at a steady pace and overlap treated areas by at least one foot to ensure proper coverage.

9. Replace child-resistant cap for storage of any unused product.

BEST AVAILABLE COPY