


Please read instructions on reverse before completing form.

Form Approved: OMB No. 2070-0060. Approval expires 11-30-93

(A) 	United States Environmental Protection Agency Office of Pesticide Programs (H7505C) Washington, DC 20460	<input type="checkbox"/> Registration <input type="checkbox"/> Amendment <input checked="" type="checkbox"/> Other	OPP Identifier Number 165894
	Application for Pesticide:		
	Section I		

1. Company/Product Number 228-210	2. EPA Product Manager Joanne I. Miller	3. Proposed Classification <input checked="" type="checkbox"/> None <input type="checkbox"/> Restricted
4. Company/Product (Name) Riverdale Triamine TM Premium Liquid Weed and Feed	PM# 23	
5. Name and Address of Applicant (Include ZIP Code) RIVERDALE CHEMICAL COMPANY 425 West 194th Street Glenwood, IL 60425-1584 <input type="checkbox"/> Check if this is a new address	6. Expedited Review. In accordance with FIFRA Section 3(c)(3) (b)(i), my product is similar or identical in composition and labeling to: EPA Reg. No. _____ Product Name _____	

Section II	
<input type="checkbox"/> Amendment - Explain below	<input type="checkbox"/> Final printed labels in response to Agency letter dated _____
<input type="checkbox"/> Resubmission in response to Agency letter dated _____	<input type="checkbox"/> "Me Too" Application.
<input checked="" type="checkbox"/> Notification - Explain below.	<input type="checkbox"/> Other - explain below.


Explanation: Use additional page(s) if necessary. (For section I and Section II.)

To comply with PR Notice 93-3

**NOTIFICATION
LABEL NOT REVIEWED
PER PR NOTICE 93-3**
DATE 6/10/93

Section III					
1. Material This Product Will Be Packaged In:					
Child-Resistant Packaging <input type="checkbox"/> Yes* <input type="checkbox"/> No	Unit Packaging <input type="checkbox"/> Yes <input type="checkbox"/> No	Water Soluble Packaging <input type="checkbox"/> Yes <input type="checkbox"/> No	2. Type of Container <input type="checkbox"/> Metal <input type="checkbox"/> Plastic <input type="checkbox"/> Glass <input type="checkbox"/> Paper <input type="checkbox"/> Other (Specify) _____		
* Certification must be submitted.		If "Yes," Unit Package wgt. No. per container	If "Yes," Package wgt. No. per container		
3. Location of Net Contents Information <input type="checkbox"/> Label <input type="checkbox"/> Container		4. Size(s) of Retail Container		5. Location of Label Directions <input type="checkbox"/> On Label <input type="checkbox"/> On Labeling accompanying product	
6. Manner in Which Label Is Affixed To Product <input type="checkbox"/> Lithograph <input type="checkbox"/> Paper glued <input type="checkbox"/> Stenciled <input type="checkbox"/> Other (_____)					

Section IV		
1. Contact Point (Complete items directly below for identification of individual to be contacted, if necessary, to process this application.)		
Name Russell F. Sawyer	Title Regulatory Affairs Manager	Telephone No. (Include Area Code) 708/754-3330

Certification I certify that the statements I have made on this form and all attachments thereto are true, accurate and complete. I acknowledge that any knowingly false or misleading statement may be punishable by fine or imprisonment or both under applicable law.		6. Date Application Received (Stamped)
2. Signature 	3. Title Regulatory Affairs Manager	
4. Typed Name Russell F. Sawyer	5. Date May 25, 1993	

(Non-Commercial Label)

RIVERDALE

TRIAMINE™ PREMIUM LIQUID
WEED AND FEED

LIQUID LAWN CARE

READY-TO-USE

DATE JUN 10 1993

NO MIXING REQUIRED WHEN USED WITH A HOSE-END SPRAYER ON GRASS
AND ORNAMENTAL TURF (TURF GRASS LAWNS)

Just Connect Hose, Turn on Water, and Spray

Gives your lawn a quick boost of important nutrients while controlling
broadleaf weeds. Read directions for different grasses
and methods of application.

TREATS (COVERS) 5,000 TO 7,500 SQ. FT.

CONTAINS 2,4-D, MECOPROP AND DICHLORPROP AND A X-X-X FERTILIZER

ACTIVE INGREDIENTS:†

Dimethylamine Salt of 2,4-Dichlorophenoxyacetic Acid*	1.63%
Dimethylamine Salt of 2-(2-Methyl-4-Chlorophenoxy)propionic Acid**	1.64%
Dimethylamine Salt of 2-(2,4-Dichlorophenoxy)propionic Acid***	1.61%

INERT INGREDIENTS:	95.12%
TOTAL	100.00%

Isomer Specific AOAC Method No. 6.321, Equivalent to

*2,4-Dichlorophenoxyacetic Acid	1.35%	.13 lbs/gal.
**2-(2-Methyl-4-Chlorophenoxy)propionic Acid	1.35%	.13 lbs/gal.
***2-(2,4-Dichlorophenoxy)propionic Acid	1.35%	.13 lbs/gal.

GUARANTEED ANALYSIS:°

Total Nitrogen (N)	XZ
X Urea Nitrogen	

†TRIAMINE IS A TRADEMARK OF RIVERDALE CHEMICAL COMPANY

Patent Pending.

KEEP OUT OF REACH OF CHILDREN

CAUTION

SEE SIDE AND BACK PANELS FOR ADDITIONAL PRECAUTIONARY STATEMENTS
AND STATEMENT OF PRACTICAL TREATMENT

NET CONTENTS: 1/2 GAL. (64 Fl. Oz.)
EPA REG. NO. 228-210

NET WEIGHT: 4.59 LBS.
EPA EST. NO. 228-1171

MANUFACTURED BY

RIVERDALE CHEMICAL COMPANY

GLENWOOD, ILLINOIS 60425-1584

PRECAUTIONARY STATEMENTS

HAZARDS TO HUMANS AND DOMESTIC ANIMALS

CAUTION

Harmful if absorbed through skin. Causes moderate eye irritation. Avoid contact with eyes or clothing. Wear long pants, long-sleeved shirt, socks, shoes and chemical resistant gloves when handling or applying this product. After using this product, wash nondisposable gloves thoroughly with soap and water before removing, remove clothing and launder separately before reuse, and promptly and thoroughly wash hands and exposed skin with soap and water. Remove saturated clothing as soon as possible and shower. The maximum number of broadcast applications per treatment site is 2 per year. Do not allow people (other than applicator) or pets on treatment area during application. Do not enter treatment areas until spray has dried.

STATEMENT OF PRACTICAL TREATMENT

IF SWALLOWED: Get medical attention.
IF IN EYES: Flush eyes with plenty of water. Call a physician if irritation persists.
IF ON SKIN: Wash with plenty of soap and water. If irritation develops, get medical attention.

ENVIRONMENTAL HAZARDS

This product is toxic to aquatic invertebrates. Drift or runoff may adversely affect aquatic invertebrates and non-target plants. For terrestrial uses, do not apply directly to water, or to areas where surface water is present or to intertidal areas below the mean high water mark. Do not contaminate water when disposing of equipment washwaters nor pour the washwaters on the ground; spray or drain over a large area away from wells, other water sources and desirable plants. Do not apply this product through any type of irrigation system. Do not contaminate water used for irrigation or domestic purposes. If spills occur, collect the material and dispose of by following disposal instructions on this label.

DIRECTIONS FOR USE

It is a violation of Federal law to use this product in a manner inconsistent with its labeling. READ ENTIRE LABEL BEFORE USING THIS PRODUCT. USE STRICTLY IN ACCORDANCE WITH LABEL PRECAUTIONARY STATEMENTS AND DIRECTIONS.

Spray anytime during the growing season when weeds are actively growing (except as noted for S-Southern or Warm Season grasses).

5,000 Sq. Ft. Coverage for (N-Northern or Cool Season grasses) such as Bluegrass, Fescue, and Rye grasses.
7,500 Sq. Ft. Coverage for (S-Southern or Warm Season grasses) Bahia, common Bermuda, St. Augustine, Centipede, Zoysia, and Bent grasses. Some temporary injury may occur with these grasses. In Spring, do not apply until grass has reached full green-up. In Fall, exercise care when grass growth is going into dormancy. When applying to Bent grass, height of grass should be 1-1/2" or more. Note: Some hybrid Bermuda grasses may be sensitive to this product. Contact your local

Extension Service weed control specialist.

Designed to control broadleaf weeds and give your lawn a quick boost of important nutrients. Controls dicot weeds during their active growth period. Guaranteed not to burn your lawn when used as directed. Contains a high analysis fertilizer featuring a patented nitrogen formula.

A lawn typically will utilize 1-4 pounds of nitrogen per 1,000 square feet per growing season. When used as directed this product will supplement your regular fertilizer program by providing *(No. of lbs.) pounds of nitrogen per 1,000 square feet (optional P₂O₅ and K₂O levels) and Triamine to control listed weeds. Please consult your local extension office for questions regarding a regular fertilizer program.

*Based on Inert fertilizer claimed.

USE PRECAUTIONS

IMPORTANT: Do not use this product for controlling weeds in flower or vegetable beds or around shrubs or ornamental plantings. Do not spray exposed roots of desirable plants. Do not spray on Dichondra, Lippia, nor on grasses where desirable Clovers are present. Do not apply to newly seeded grasses until they have been mowed 3 times. Do not cut grass 1 to 2 days before and after application. Do not reseed or plant stolons for 3 to 4 weeks after use. If lawn needs watering, water thoroughly before application. Do not water for 48 hours after application. Watering will wash off weed killing material. Do not apply if rainfall is expected within 48 hours. Avoid fine mists. Use a lawn type sprayer with a coarse spray as wind drift is less likely. Spray entire lawn, wetting weeds and lawn grasses. Do not exceed recommended rates because damage to turf may occur. Spray when air is calm to avoid spray drift that might injure desirable ornamental plants. Do not apply when temperature exceeds 85°F. Shake well before using.

WEEDS CONTROLLED BY TRIAMINE™ PREMIUM LIQUID WEED AND FEED

Alders, Artichoke, Aster, Austrian fieldcress, Beggarticks, Bide, Bindweed, Bitterweed, Bitter winter cress, Black medic, Blessed thistle, Blue lettuce, Box elder, Broomweed, Buckhorn, Bull thistle, Burdock, Bur ragweed, Buttercup, Canada thistle, Carpetweed, Catnip, Chickweed, Chicory, Clover, Cockle, Cocklebur, Coffeebean, Coffeeweed, Common sowthistle, Creeping jenny, Croton, Curly indigo, Dandelion, Dock, Dogbane, Dogfennel, Elderberry, English daisy, Flea bane (daisy), Flixweed, Florida pusley, Frenchweed, Galinsoga, Goatsbeard, Goldenrod, Ground ivy, Gumweed, Hawkweed, Healall, Heartloaf drymary, Hemp, Henbit, Hoary cress, Honeysuckle, Horsetail, Indiana mallow, Ironweed, Jewelweed, Jimsonweed, Kochia, Knotweed, Lambsquarters, Locoweed, Lupines, Mallow, Marshelder, Mexicanweed, Morningglory, Musk thistle, Mustard, Nettle, Nutgrass, Orange hawkweed, Oxalis, Parsnip, Pennycress, Pennywort, Peppergrass, Pepperweed, Pigweed, Plantain, Poison hemlock, Poison ivy, Poison oak, Pokeweed, Poorjoe, Povertyweed, Prickly lettuce, Primrose, Puncture vine, Purslane, Ragweed, Red... clover, Red sorrel, Rush, Russian thistle, St. Johnswort, Sheep sorrel, Shepherdspurse, Smartweed, Sneezeweed, Southern wild rose, Sowthistle, Spanishneedles, Spatterdock, Speedwell, Spurge, Spurweed, Stinkweed, Stitchwort, Sumac, Sunflower, Sweet clover, Tarweed, Thistle, Toadflax, Tumbleweed, Velvet leaf, Veronica, Vervain, Vetch, Virginia buttonweed, Virginia creeper, Wild aster, Wild carrot, Wild garlic, Wild geranium, Wild lettuce, Wild onion, Wild radish, Wild rape, Wild strawberry, Wild sweet potato, Willow, Witchweed, Woodsorrel, Wormseed, Yarrow, Yellow rocket, and other broadleaf weeds.

After applying this product, many broadleaf weeds will begin to show visible signs of leaf curl within a few days. Some hard-to-control broadleaf weeds may require a second

treatment in 3-4 weeks.

(HOSE-END SPRAYER INSTRUCTIONS)

HOW TO APPLY: Use any 32 oz. hose-end sprayer that is designed for use on lawns and makes a minimum of 15 gallons of finished spray. Such sprayers are Ortho's Orthomatic Lawn Sprayer, Ortho's and Black Leaf's Lawn Sprayers (dilution ratio of 60-1). The following are adjustable/dial sprayers:

MANUFACTURER	SETTING
Super K-Gro	20
Melnor #94 & #95	11
Melnor #96 & #97	13
Gilmour #362	4
Gilmour #486	12

Special Note: Some adjustable sprayers do not hold 32 oz. The above settings are based on using 64 oz. per 5,000 or 7,500 sq. ft. The entire contents of this bottle must be used to make the proper recommended application rate.

Determine area to be sprayed. Apply at a rate of 64 oz. ($\frac{1}{2}$ gal.) per 5,000 square feet on N-Northern or Cool Season grasses, or 7,500 square feet for application on S-Southern or Warm Season grasses. Shake well and fill sprayer jar with appropriate amount of this product. Do not dilute this product with water when filling sprayer jar. The water will automatically mix with this product during spraying. Attach sprayer to garden hose while holding sprayer at waist level. Point in a direction away from face and body. Walk back and forth at a steady pace. Over-lap slightly for uniform coverage.

(DISPOSABLE SPRAYER AND BOTTLE INSTRUCTIONS)

HOW TO APPLY: Connect spray nozzle to hose. Remove bottle cap and screw bottle into nozzle. While holding sprayer at waist level, point in direction away from face and body. Turn on water at the tap. Place finger over hole on right side of nozzle (or turn on/off lever to the "ON" position) and this product will mix automatically at the proper ratio. Walk back and forth at steady pace. Overlap slightly for uniform coverage.

(Left Side Panel)

COVERAGE MEASURING GUIDE
(Marks on left for 1/2 gal. disposable bottle.
Not to scale.)

1000 Sq. Ft.

1500 Sq. Ft.

2000 Sq. Ft.

3000 Sq. Ft.

3000 Sq. Ft.

4500 Sq. Ft.

4000 Sq. Ft.

6000 Sq. Ft.

5000 Sq. Ft.
Cool Season
(N)

7500 Sq. Ft.
Warm Season
(S)

(Right Side Panel)

STORAGE AND DISPOSAL

STORAGE: Keep from freezing. To be stored in original container and placed in a locked area inaccessible to children. Do not store near feed or foodstuffs.

PESTICIDE DISPOSAL: Product remaining in original container should be disposed of by securely wrapping original container in several layers of newspaper and discarding in trash.

CONTAINER DISPOSAL: Do not reuse empty container. Rinse thoroughly before discarding in trash.

NOTICE


NOTICE: Buyer assumes all responsibility for safety and use not in strict accordance with directions and instructions for use.

(ERP 061594): (PR 33 042194)

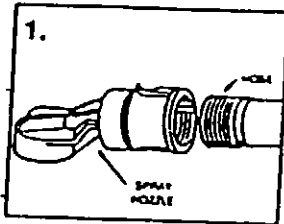
UPC Code

The following note will not be part of the actual label copy.

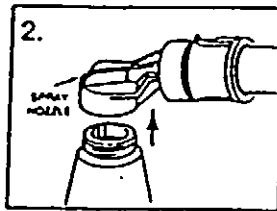
*Note: Guarantee (Fertilizer) analysis and weight will vary among various commercial fertilizer manufacturers.



FORD'S & UAP SPRAYER INSTRUCTIONS



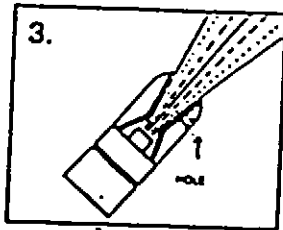
Connect spray nozzle to hose. Rubber washer should be checked for proper position. Determine area to be treated. For example, 500 sq. ft. = an area measuring 10 ft. x 50 ft. When applying, check area being treated against measuring guide on side panel. Spray pattern can be tested (without discharging product) by not placing finger over hole on right side of nozzle.



Remove bottle cap and screw bottle into nozzle (save bottle cap for storage after use). Check siphon tube for proper position. Do not squeeze bottle while attaching nozzle, or during application as contents may discharge.

To store unused product: Turn off water supply at tap. Remove bottle from sprayer and replace original bottle cap. Remove nozzle from hose and rinse in clear water.

While holding sprayer at waist level, point in direction away from face and body. Walk back and forth at a brisk, steady pace. Overlap slightly for uniform coverage. Marks on right side panel indicate square feet coverage. For certain areas of lawn, it may be more convenient to stand still and direct spray across treated area in a broad sweeping motion.



Hold sprayer attached to hose in one hand and turn on the water at the tap. Clear water will discharge when water is turned on at tap. Let clear water run until all air is discharged from hose. When ready to treat, place finger over hole on right side of nozzle and this product will mix automatically at the proper ratio. To stop flow of product, remove finger from hole to break siphon action.

NOTE:

Read and follow directions and precautions for each E-Z Flo product.

Do not interchange nozzles from one E-Z Flo product to another.

E-Z Flo is a T.M. of United Agri
Products, Inc.