



UNITED STATES ENVIRONMENTAL PROTECTION AGENCY
WASHINGTON, D.C. 20460

OFFICE OF
PREVENTION, PESTICIDES AND
TOXIC SUBSTANCES

JUL - 1 2009

Mr. Matthew Granahan
Registration Manager
Nufarm Americas, Inc.
150 Harvester Drive, Suite 200
Burr Ridge, IL 60527

Re: Notification of Change Primary Brand Name on Commerical and Residential Label to:
1D + 1DP Low Vol
Notification to add proposed language consistent with PR Notice 98-10
EPA Reg No.: 228-186
Date of Submission: May 12, 2009

Dear Mr. Granahan:

The Agency is in receipt of your Application for Pesticide Notification under Pesticide Registration Notice (PRN) 98-10 dated May 12, 2009, for the product 1D + 1DP Low Vol. The Registration Division (RD) has conducted a review of this request for its applicability under PRN 98-10 and finds that the actions requested fall within the scope of PRN 98-10. The label submitted with the application has been stamped "Notification" and will be placed in our records.

If you have any questions, please call me directly at 703-305-6249 or Joyce Edwards of my staff at 703-308-5479.

Sincerely,

A handwritten signature in cursive script that reads "Rachel C. Holloman".

Linda Arrington *for*
Notifications & Minor Formulations Team Leader
Registration Division (7505P)
Office of Pesticide Programs



Please read instructions on reverse before completing form.

Form Approved. OMB No. 2070-0060

2
15

<p>United States Environmental Protection Agency Washington, DC 20460</p>	<input type="checkbox"/> Registration <input type="checkbox"/> Amendment <input checked="" type="checkbox"/> Other	OPP Identifier Number _____
---	---	-----------------------------

Application for Pesticide - Section I

1. Company/Product Number 228-186	2. EPA Product Manager Joanne Miller	3. Proposed Classification <input type="checkbox"/> None <input type="checkbox"/> Restricted
4. Company/Product (Name) 1D + 1DP Low Vol	PM# 23	
5. Name and Address of Applicant (Include ZIP Code) Nufarm Americas, Inc. 150 Harvester Drive, Suite 200 Burr Ridge, IL 60527 <input type="checkbox"/> Check if this is a new address		6. Expedited Review. In accordance with FIFRA Section 3(c)(3)(b)(i), my product is similar or identical in composition and labeling to: <div style="text-align: center; font-weight: bold; font-size: 1.2em;">NOTIFICATION</div> EPA Reg. No. _____ Product Name JUL 01 2009

Section - II

<input type="checkbox"/> Amendment - Explain below.	<input type="checkbox"/> Final printed labels in response to Agency letter dated _____
<input type="checkbox"/> Resubmission in response to Agency letter dated _____	<input type="checkbox"/> "Me Too" Application.
<input checked="" type="checkbox"/> Notification - Explain below.	<input type="checkbox"/> Other - Explain below.

Explanation: Use additional page(s) if necessary. (For section I and Section II.)

Label notification consistent and 98-10, see cover letter for detailed explanation. This notification is consistent with the provisions of PR Notice 98-10 and EPA regulations at 40 CFR 152.46, and no other changes have been made to the labeling or the confidential statement of formula of this product. I understand that it is a violation of 18 U.S.C. Sec. 1001 to willfully make false statements to EPA. I further understand that if this notification is not consistent with the terms of PR Notice 98-10 and 40 CFR 152.46, this product may be in violation of FIFRA and I may be subject to enforcement action and penalties under sections 12 and 14 of FIFRA.

Section - III

1. Material This Product Will Be Packaged In:				2. Type of Container	
Child-Resistant Packaging <input type="checkbox"/> Yes <input type="checkbox"/> No	Unit Packaging <input type="checkbox"/> Yes <input type="checkbox"/> No	Water Soluble Packaging <input type="checkbox"/> Yes <input type="checkbox"/> No			
* Certification must be submitted		If "Yes" Unit Packaging wgt. No. per container	If "Yes" Package wgt. No. per container	<input type="checkbox"/> Metal <input type="checkbox"/> Plastic <input type="checkbox"/> Glass <input type="checkbox"/> Paper <input type="checkbox"/> Other (Specify) _____	
3. Location of Net Contents Information		4. Size(s) Retail Container		5. Location of Label Directions	
<input type="checkbox"/> Label <input type="checkbox"/> Container				<input type="checkbox"/> _____	
6. Manner in Which Label is Affixed to Product			<input type="checkbox"/> Lithograph <input type="checkbox"/> Paper glued <input type="checkbox"/> Stenciled <input type="checkbox"/> Other _____		

Section - IV

1. Contact Point (Complete items directly below for identification of individual to be contacted, if necessary, to process this application.)		
Name Matthew Granahan matthew.granahan@us.nufarm.com	Title Registration Manager	Telephone No. (Include Area Code) (630) 455-2048
Certification I certify that the statements I have made on this form and all attachments thereto are true, accurate and complete. I acknowledge that any knowingly false or misleading statement may be punishable by fine or imprisonment or both under applicable law.		6. Date Application Received <div style="border: 1px solid black; padding: 5px; width: fit-content; margin: auto;">(Stamped)</div>
2. Signature 	3. Title Registration Manager	
4. Typed Name Matthew Granahan	5. Date 05/12/09	



3
15

Nufarm Americas Inc.
 150 Harvester Drive, Suite 200
 Burr Ridge, IL 60527
 Telephone: (630) 455.2000 Facsimile: (630) 455.2001
 www.us.nufarm.com

May 12, 2009

Via Overnight Courier

U. S. Environmental Protection Agency (7504P)
 Document Processing Desk (NOTIF)
 Room S4900, One Potomac Yard
 2777 S. Crystal Drive
 Arlington, VA 22202

**Subject: 1D + 1Dp Low Vol
 EPA REG. No. 228-186
 Label Notification per PR Notice 98-10
 Change Primary Brand Name
 To: 1D + 1Dp Low Vol
 From: Riverdale 1D + 1Dp Low Vol**

Dear Ms. Hobgood:

Nufarm Americas Inc. would like to add language to subject product's label. The proposed language is consistent with PR Notice 98-10, Section II (Labeling Notifications), Subsection M (Directions for Use). We have added Optional Hose End Sprayer Instructions to our Residential section of labeling, and updated Warranty and removed "Riverdale form the Primary Brand Name on both the Residential and Commercial sections.

To process this request please find enclosed the following:

- Application for Pesticide Registration EPA form 8570-1
- Revised labeling with areas of change clearly identified (1 copy)
- Revised labeling – clean (1 copy)

If you should have any questions regarding this matter, please feel free to contact at matthew.granahan@us.nufarm.com or at (630) 455-2048.

Sincerely,

Matthew Granahan
 Registrations Manager
 Nufarm Americas, Inc.

cc: [illegible]

(Commercial)

1D + 1DP-p LOW VOL

A WOODY PLANT HERBICIDE FOR CONTROLLING MIXED BRUSH ON UTILITY RIGHTS-OF-WAY, HIGHWAYS, DRAINAGE DITCHBANKS, FENCE ROWS AND SOLID STANDS OF OAK OR ELM. CONTROLS NOXIOUS PERENNIAL WEEDS ON NON-CROPLAND.

ALSO CONTROLS NOXIOUS PERENNIAL WEEDS ON UNCROPPED LAND, LAWNS, GOLF COURSES, ATHLETIC FIELDS, PARKS, AND OTHER ORNAMENTAL TURF GRASS AREAS.

GET THE OPTICAL ADVANTAGE®

ACTIVE INGREDIENTS:

Isocetyl (2-ethylhexyl) Ester of 2,4-Dichlorophenoxyacetic Acid*	16.05%
Isocetyl (2-ethylhexyl) Ester of (+)-R-2-(2,4-Dichlorophenoxy) Propionic Acid**‡	8.05%

OTHER INGREDIENTS: 75.90%

TOTAL: 100.0%

Isomer Specific by AOAC Method

*2,4-Dichlorophenoxyacetic Acid Equivalent 10.6%, 0.78 lbs./gal.

**(+)-R-2-(2,4-Dichlorophenoxy)propionic Acid Equivalent 5.4%, 0.40 lbs./gal.

***This product contains Petroleum Distillate

‡CONTAINS THE SINGLE ISOMER FORM OF DICHLORPROP-p

KEEP OUT OF REACH OF CHILDREN

CAUTION

Si usted no entiende la etiqueta, busque a alguien para que se la explique a usted en detalle.
(If you do not understand the label, find someone to explain it to you in detail.)

SEE SIDE PANELS FOR FIRST AID AND ADDITIONAL PRECAUTIONARY STATEMENTS

For Chemical Spill, Leak, Fire, or Exposure, Call CHEMTREC (800) 424-9300

For Medical Emergencies Only, Call (877) 325-1840

(Note Spanish language is optional)


EPA REG. NO. 228-186
EPA EST. NO.

Manufactured For
NUFARM AMERICAS INC.
150 Harvester Drive
Burr Ridge, IL 60527



NET CONTENTS: Gal. (L)

000228-186.20090508.EPA.PRN98-10



**PRECAUTIONARY STATEMENTS
HAZARDS TO HUMANS AND DOMESTIC ANIMALS
CAUTION**

Harmful if swallowed or absorbed through skin. Avoid inhalation of vapors or spray mist and contact with eyes, skin, or clothing. If this container is over one gallon and less than five gallons, then persons engaged in open pouring of this product must also wear coveralls or a chemical-resistant apron. If this container is five gallons or more in capacity, do not open pour product from this container. A mechanical system (such as a probe and pump or spigot) must be used for transferring the contents of this container. If the contents of a non-refillable pesticide container are emptied, the probe must be rinsed before removal.

NON-WPS TURF USES: Applicators and other handlers who handle this pesticide for any use NOT covered by the Worker Protection Standard (40 CFR Part 170) -- in general, only agricultural plant uses are covered by the WPS -- must wear: long pants, long-sleeved shirt, socks, shoes and chemical-resistant gloves. After using this product, rinse gloves before removing, remove clothing and launder separately before reuse, and promptly and thoroughly wash hands and exposed skin with soap and water. The maximum number of broadcast applications to turf per treatment site is 2 per year.

NON-WPS INDUSTRIAL USES: When mixing, loading or applying this product or repairing or cleaning equipment used with this product, wear eye protection, (face shield or safety glasses), chemical-resistant gloves, long-sleeved shirt, long pants, socks and shoes. It is recommended that safety glasses include front, brow and temple protection. For aerial applicators in an enclosed cockpit and applicators applying this product from a tractor that has a completely enclosed cab, eye protection is not required. Wash hands, face and arms with soap and water as soon as possible after mixing, loading or applying this product. After work, remove all clothing and shower using soap and water. Do not reuse clothing worn during the previous day's mixing and loading or application of this product without cleaning first. Clothing must be kept and washed separately from other household laundry.

WPS USES: Personal Protective Equipment - Some materials that are chemical-resistant to this product are listed below. If you want more options, follow the instructions for category E on an EPA chemical resistance category selection chart. Applicators and other handlers who handle this pesticide for any use covered by the Worker Protection Standard (40 CFR Part 170) -- in general, agricultural plant uses are covered -- must wear: long-sleeved shirt and long pants; chemical-resistant gloves such as Barrier Laminate, Nitrile Rubber ≥14 mils, Neoprene Rubber ≥14 mils, and Viton ≥14 mils; shoes plus socks; and protective eyewear. Follow manufacturer's instructions for cleaning/maintaining Personal Protective Equipment (PPE). If no such instructions for washables, use detergent and hot water. Keep and wash PPE separately from other laundry. After each day of use, clothing of PPE must not be reused until it has been cleaned. If this container is over one gallon and less than five gallons, mixers and loaders who do not use a mechanical system (such as a probe and pump or spigot) to transfer contents of this container must wear coveralls or a chemical-resistant apron in addition to the other required PPE.

Engineering Controls Statements: If this container is five gallons or more in capacity, do not open pour product from this container. A mechanical system (such as a probe and pump or spigot) must be used for transferring the contents of this container. If the contents of a non-refillable pesticide container are emptied, the probe must be rinsed before removal. If the mechanical system is used in a manner that meets the requirements listed in the Worker Protection Standard (WPS) for agricultural pesticides [40 CFR 170.240(d)(4-6)], the handler PPE requirements may be reduced or modified as specified in the WPS.

When handlers use closed systems, enclosed cabs, or aircraft in a manner that meets the requirements listed in the Worker Protection Standard (WPS) for agricultural pesticides [40 CFR 170.240(d)(4-6)], the handler PPE requirements may be reduced or modified as specified in the WPS.

USER SAFETY RECOMMENDATIONS
<p>Users Should:</p> <ul style="list-style-type: none"> • Wash hands before eating, drinking, chewing gum, using tobacco or using the toilet. • Remove clothing immediately if pesticide gets inside. Then wash thoroughly and put on clean clothing. • Remove PPE immediately after handling this product. Wash the outside of gloves before removing. As soon as possible, wash thoroughly and change into clean clothing.

FIRST AID	
IF IN EYES	<ul style="list-style-type: none"> • Hold eye open and rinse slowly and gently with water for 15 to 20 minutes. • Remove contact lenses, if present, after the first 5 minutes, then continue rinsing. • Call a poison control center or doctor for treatment advice.
IF SWALLOWED	<ul style="list-style-type: none"> • Call a poison control center or doctor immediately for treatment advice. • Have person sip a glass of water if able to swallow. • Do not induce vomiting unless told to do so by a poison control center or doctor. • Do not give anything by mouth to an unconscious person.
IF ON SKIN OR CLOTHING	<ul style="list-style-type: none"> • Take off contaminated clothing. • Rinse skin immediately with plenty of water for 15 to 20 minutes. • Call a poison control center or doctor for treatment advice.
HOT LINE NUMBER	
<p>Have the product container or label with you when calling a poison control center or doctor, or going for treatment. You may also contact 1-877-325-1840 for emergency medical treatment information.</p>	
NOTE TO PHYSICIAN	
<p>Contains petroleum distillate - vomiting may cause aspiration pneumonia.</p>	

ENVIRONMENTAL HAZARDS

This product is toxic to aquatic invertebrates. Drift or run-off may adversely affect aquatic invertebrates and non-target plants. For terrestrial uses, do not apply directly to water, or to areas where surface water is present or to intertidal areas below the mean high water mark. When cleaning equipment, do not pour washwaters on the ground, spray or drain over a large area away from wells and other water sources. Do not contaminate water when disposing of equipment washwaters. Do not apply this product through any type of irrigation system. Do not contaminate irrigation ditches or water used for domestic purposes. If spills occur, collect the material and dispose of by following disposal instructions on this label. Use care to avoid spray contact or drift to 2,4-D or 2,4-DP susceptible plants such as cotton, flowers, fruit trees, grapes, okra, ornamentals, tomatoes, and vegetables. Do not permit spray mist containing this product to drift onto them since even very small quantities of the spray, which may not be visible, can cause severe injury during both growing and dormant periods. Do not spray when the wind is blowing towards susceptible crops or ornamental plants. Use coarse sprays to minimize drift. Spray drift can be lessened by keeping the spray boom as low as possible; by applying 20 gallons or more of spray per acre; by using 20 pounds spraying pressure with flat fan or flooding flat fan nozzle tips; by spraying when wind velocity is low; and by stopping all spraying when wind exceeds 6 to 7 miles per hour. Do not apply with hollow cone-type insecticide or other nozzles that produce a fine droplet spray. Do not use in greenhouses. Do not use the same spray equipment for applying other materials to 2,4-D susceptible crops as injury may result.

Most cases of groundwater contamination involving phenoxy herbicides such as 2,4-D and 2,4-DP have been associated with mixing/loading and disposal sites. Caution should be exercised when handling these pesticides at such sites to prevent contamination of groundwater supplies. Use of closed systems for mixing and transferring this pesticide will reduce the probability of spills. Placement of the mixing/loading equipment on an impervious pad to contain spills will help prevent groundwater contamination.

DIRECTIONS FOR USE

It is a violation of Federal law to use this product in a manner inconsistent with its labeling.

READ ENTIRE LABEL BEFORE USING THIS PRODUCT. USE STRICTLY IN ACCORDANCE WITH LABEL PRECAUTIONARY STATEMENTS AND DIRECTIONS.

Do not apply this product in a way that will contact workers or other persons, either directly or through drift. Only protected handlers may be in the area during application. For any requirements specific to your State or Tribe, consult the agency responsible for pesticide regulation.

AGRICULTURAL USE REQUIREMENTS

Use this product only in accordance with its labeling and with the Worker Protection Standard (40 CFR part 170). This Standard contains requirements for the protection of agricultural workers on farms, forests, nurseries, and greenhouses, and handlers of agricultural pesticides. It contains requirements for training, decontamination, notification, and emergency assistance. It also contains specific instructions and exceptions pertaining to the statements on this label about Personal Protective Equipment (PPE) and restricted-entry interval. The requirements in this box only apply to uses of this product that are covered by the Worker Protection Standard. Do not enter or allow worker entry into treated areas during the restricted-entry interval (REI) of 12 hours.

PPE is required for early entry to treated areas that is permitted under the Worker Protection Standard and that involves contact with anything that has been treated, such as plants, soil, or water, is: coveralls, chemical-resistant gloves such as Barrier Latex; Nitrile Rubber ≥14 mils, Neoprene Rubber ≥14 mils, and Viton ≥14 mils; shoes plus socks, and protective eyewear.

NON-AGRICULTURAL USE REQUIREMENTS

The requirements in this box apply to uses of this product that are NOT within the scope of the Worker Protection Standard for agricultural pesticides (40 CFR part 170). The WPS applies when this product is used to produce agricultural plants on farms, forests, nurseries, or greenhouses.

For Turf use, do not allow people (other than applicator) or pets on treatment area during application. Do not enter treatment areas until spray has dried.

BRUSH CONTROL

This product is specifically designed for utilities and other industrial users to control woody plants. This product also controls many noxious perennial weeds on uncropped land, such as along highways, drainage ditchbanks and fence rows.

The following is a partial list of the weeds controlled by this product:

Alder, Ash*, Aspen, Birch, Black cherry, Black locust, Blackberry, Blackjack oak, Box elder, Brambles, Buckbrush, Ceanothus, Chamise, Coffeeberry, Currant, Dewberry, Dogwood, Elderberry, Elms, Fir, Gooseberry, Greenbrier, Gum, Hazel, Hemlock, Hickory, Honeysuckle, Kudzuvine, Locust, Manzanita, Maples*, Multifloral rose, Oaks, Osage orange, Palmetto, Persimmon*, Pine, Poison ivy, Poison oak, Poplar, Raspberry, Red elder, Salmonberry, Sand sagebrush, Sassafras, Serviceberry, Shinnery oak, Snowberry, Spicebush, Spruce, Sumac, Sweetgum, Sycamore, Tulip poplar, Virginia creeper, Wild cherry, Wild grape, Wild rose, Willow, Winged elm, Yerba santa, and many other species.

*Best controlled by stump or basal treatment.

TO PREPARE SPRAY: Add one-half the required amount of oil (Kerosene, diesel or fuel oil) or water to the spray tank, then add this product with agitation and finally the balance of the water or oil with continued agitation. This material forms an emulsion in water, not a solution. This tends to separate on standing. Provide agitation to prevent such separation and ensure a uniform mixture. If this material is to be used in straight oil mixtures, do not let water get into it or the finished mixture.

Note: Water and surfactant (spreader sticker) may be substituted in amounts equal to recommended amounts of oil.

FOLIAGE STEM TREATMENT: This is the standard method for high-volume sprays along fence rows, highways and rights-of-way. Use as a spray on thick brush composed of mixed species. Apply to both stems and foliage from the time foliage is completely matured until the plants start to go dormant. All leaves, stems and suckers must be completely wet to the ground line for effective control. Some regrowth may be anticipated on the more resistant species, such as oak, maple, ash and persimmon. Add 1-3/4 to 3 gallons of this product to 100 gallons of water using 200 to 600 gallons of spray mixture per acre (optional: 2/3 to 1 pint of this product to 4 gallons of water using 8-1/2 to 25 gallons of spray mixture for 1,800 square feet), depending upon the height and thickness of the brush. Mix thoroughly before spraying.

SPOT TREATMENT: For spot spraying with backpack sprayer, mix 2 cups (16 fluid ounces) of this product with 5 gallons of water. Wet brush stems and foliage thoroughly.

BASAL BARK TREATMENT: Thoroughly wet the base and root collar of all stems until the spray accumulates around the root collar at the ground line. This spray may be applied during any season. Use this product for basal bark treatment on scattered brush or as a second spray application on species resistant to first foliage application. Mix 6 to 8 gallons of this product in 100 gallons of oil. Apply with a low volume sprayer or power equipment. Application rate will depend on species present, season applied and volume of spray used. Use a coarse spray to avoid drift.

MODIFIED BASAL TREATMENT: Drench the base of plants, then wet the lower 4/5 of remaining stems and leaves thoroughly to runoff. Apply treatment when brush is in full foliage. This method can be applied where susceptible species have been controlled by prior sprays and more resistant species, such as maple and oak remain. Soaking the base of the plant and wetting all stems to runoff is absolutely necessary for complete control.

EARLY SEASON SPRAYING: Add 2 to 3 gallons of this product to 10 gallons of diesel oil and thoroughly mix. Add this mixture to 89 gallons of water.

DURING DRY WEATHER OR THE LATTER PART OF SPRAYING SEASON: Add 3 gallons of this product to 15 gallons of diesel oil and mix thoroughly. Add mixture to 83-1/2 gallons of water and agitate thoroughly before use to ensure uniform mixing. DO NOT allow mixture to stand more than 1 hour after mixing.

CUT SURFACE TREATMENT - STUMPS: This treatment may be used any time of the year; however, it is more effective when applied as quickly as possible after trees are cut. Spray the entire stump, especially exposed roots and bark. A complete soaking is essential for effective control. Use this procedure after original or capital removal. It is the first step towards a chemical brush control program on newly cleared highways and rights-of-way. The spray is most effective and profitable on stumps 3 to 4 inches and larger. Mix 6 to 9-1/2 gallons of this product in 100 gallons of oil. Application should be made with a low volume knapsack sprayer using a solid cone-shaped nozzle medium orifice or a sprinkler can.

CONCENTRATE STUMP TREATMENT: For small (up to 3 inch diameter) stems, cut them as close to the ground as possible and apply this undiluted product directly from the can to the surface of the freshly cut stump.

FRILL: Make a frill using an axe to cut overlapping V-shaped notches in a continuous ring, and cut around the trunk near its base. Cut through the bark, but do not remove the chips. This method is recommended for all trees 5 to 6 inches in diameter and larger. Freshly cut frills can be treated anytime of the year. Mix 6 to 9-1/2 gallons of this product in 100 gallons of oil (optional: 1 pint of this product in 2 gallons of oil). Pour in as much of the mixture as the frills will hold without wasting the chemical.

POWERED KNAPSACK BASAL SPRAY: Mix 16 to 28 gallons of this product with fuel oil or kerosene to make 100 gallons of spray solution. Apply with a portable knapsack mistblower to lower brush stems. Apply spray to all sides of stems; good root collar coverage is essential. Run knapsack mistblower at 1/4 to 1/3 throttle for best spray delivery and coverage. For maximum drift control, use a basal nozzle attachment. Do not raise spray nozzle above horizontal position.

FENCE ROW APPLICATION: To control mixed brush, annual and perennial broadleaf weeds, use one of the application methods such as the foliage stem method described on this label. Some regrowth may be expected on resistant species such as ash, maple, oak and persimmon.

LOW VOLUME STEM FOLIAGE SPRAY - AERIAL OR GROUND: Apply the spray only through equipment designed to provide effective drift control.

MIXED BRUSH - UTILITY RIGHTS-OF-WAY: For aerial application to solid stands of brush, use 4 to 8 quarts in 3 to 12 gallons volume per acre. 1 to 4 quarts of fuel oil may be included in this mixture.

SOLID STANDS OF OAK OR ELM: Apply with fixed-wing or helicopter aircraft. Apply in the Spring after hardwoods have just developed full-sized leaves. The spray season normally runs from early May to mid-June in Texas and California, and from early May to early July in Oklahoma and Northward. Spray when wind velocities are less than 5 miles per hour.

Brush	Product	Oil	Add Water to Make Total
Post, Blackjack oak and Winged elm	1-1/3 gallons	1 gallon	5 gallons
Sand shinnery oak	1 to 2 quarts	1 gallon	3 gallons

For maximum control, use higher rate and repeat spray the second year using 2 quarts of this product per acre.

FORESTRY SITE PREPARATION: To reduce competition from mixed trees and brush before planting forest trees, apply 2 gallons of this product for easy-to-control species such as Alder, Aspen, Black locust, Hazel, Sassafras, Sumac, Willow, and other similar species. Apply 4 gallons of this product to control more difficult species such as Black gum, Hickory, Oaks, Sweet gum, and Tulip poplar.

Mix with water to make 10 gallons total solution when applying as an aerial spray or 20 gallons total solution when applying as a ground spray. Do not apply to established plantations as this spray mix will injure planted conifers.

PINE RELEASE: To control hardwood brush and release Northern conifers such as Jack pine, Red pine, White pine, and White spruce.

Apply 4 to 8 quarts of this product as a broadcast spray in 10 gallons of water per acre. Make applications in midsummer after pine height growth is complete and the conifer buds are set. This product will control Alder, Aspen, Birch, Cherry, Hazel, Oaks, and similar species. This product will not, at these rates, provide satisfactory control of ash, red maple or sugar maple.

1D + 1DP-p LOW VOL AND BANVEL® HERBICIDE MIXTURES

HIGH VOLUME STEM FOLIAGE SPRAY: Mix 3 gallons of this product with 1 to 2 quarts of Banvel 4WS per 100 gallons total spray mix. Use the low rate for easy to kill brush such as Alders, Aspen, Cherry, Sycamore, Tulip-poplar, and Willows. Use the high rate to control species such as Ash, Elm, Fir, Oak, Pines, and Spruce.

LOW VOLUME STEM FOLIAGE SPRAY: Aerial or Ground - Mix 4 to 6 gallons of this product with 1 to 1-1/2 gallons Banvel herbicide in 15 to 50 gallons of water per acre to control mixed brush including ash and conifers.

Observe all restrictions, precautions and limitations on the labeling of each product used in tank mixture.

TURF CONTROL

LAWNS AND OTHER ORNAMENTAL TURF GRASS AREAS: This product is recommended for professional weed control of broadleaf weeds in Ornamental Turf Lawns (Residential, Industrial and Institutional), Parks, Cemeteries, Athletic Fields and Golf Courses (Fairways, Aprons, Tees and Roughs) and similar turf areas. This treatment may injure Bentgrass, Carpetgrass, Centipedegrass, St. Augustinegrass and newly seeded lawns. If necessary to control weeds in such turf, use half the recommended rate in chart and repeat application in 2 to 3 weeks. Do not apply to Dichondra, Lippia and where desirable Clovers are present nor on Bentgrass greens and tees as severe turf injury may result. Do not use this product to control weeds in flower and vegetable beds, shrubs and ornamental plantings. Spray when air is calm to avoid spray drift that might injure nearby desirable plants. A separate sprayer should be kept for killing weeds as 2,4-D and related chemicals are difficult to clean from equipment.

The following is partial list of weeds controlled by this product:

Bindweed, Black medic, Brambles, Buckhorn plantain, Bull thistle, Burdock, Buttercup, Canada thistle, Carolina geranium, Chickweed (common and mouseear), Chicory, Clover, Cocklebur, Cudweed, Dandelion, Dock, Evening primrose, False dandelion, Fleabane, Florida pusley, Frenchweed, Ground ivy, Hawkweed, Healall, Herbit, Honeysuckle, Jimsonweed, Knotweed, Kochia, Kudzu, Lambsquarter, Little starwort, Mallow, Morningglory, Mustard, Oxalis (yellow woodsorrel), Pennywort, Peppergrass, Pigweed, Plantain (narrow or buckhorn; broadleaf), Poison ivy, Poison oak, Poorjoe, Povertyweed, Purslane, Ragweed, Sheep sorrel, Shepherdspurse,

Smartweed, Soliva, Sowthistle, Speedwell (annual), Spurge, Sumac, Vervain, Vetch, Violet, Wild aster, Wild blackberry, Wild carrot, Wild garlic, Wild geranium, Wild lettuce, Wild onion, Wild radish, Wild raspberry, Yarrow.

This product is not effective on perennial Veronicas or on weed grasses. Resistant weeds such as Bindweed, Oxalis (yellow woodsorrel) and Yarrow should be retreated whenever new growth appears. Control of difficult weeds such as Sheep (red) sorrel, Soliva, and Violets may be only partial.

PREPARATION OF THE SPRAY: Fill the spray tank with half of the required amount of water, then add the recommended amount of this product with agitation and finally the balance of water with agitation. Apply any time broadleaf weeds are growing actively. Dandelion, Plantain, Wood sorrel and Clovers are best treated in the Fall or in Spring before flower heads develop. Winter weeds such as Chickweeds and Henbit should be treated in early Spring.

Summer weeds such as Knotweed, Oxalis and Spurges should be sprayed when they are small. Resistant weeds such as Bindweed and Violets may require 1-1/2 gallons per 40,000 square feet and should be retreated whenever new growth appears. In areas with extended growing seasons, such as California, treatment in both Spring and Fall may be needed to control more resistant species.

On turf to be over-seeded in the Fall, treatment should be scheduled at least 4 weeks before the planned seeding date. Rainfall (1/4 inch or more) or irrigation should occur prior to seeding. Fall-seeded lawns may be treated the following Spring.

Spring-seeded lawns may be treated after the grasses have sprouted and been cut at least twice, generally 6 to 10 weeks after seeding, depending on germination and growth rate.

For established lawns, Fall treatment fits into a good turf management program. Proper fertilization and mowing should be combined with chemical weed control to thicken the turf after the weeds have died and to discourage more weeds from invading.

HOSE ATTACHED SPRAYER (LAWN MODELS): Use 3 tablespoons of this product diluted with water to the 3 to 5 gallon mark on the sprayer jar for each 500 square feet (25' x 20') of lawn area to be sprayed. Adjust water pressure so that spray streams about 10 to 15 feet with no misting.

Product	AMOUNTS TO USE Area Covered	Volume
3 fluid ounces	1,000 square feet	1 gallon
1 pint	5,000 square feet	5 gallons
1 quart	10,000 square feet	10 gallons
1 gallon	40,000 square feet	40 gallons
1-1/2 gallons (resistant weeds)	40,000 square feet	40 gallons

STORAGE AND DISPOSAL

PESTICIDE STORAGE: Always use original container to store pesticides in a secured warehouse or storage building. Do not store near open containers of fertilizer, seed or other pesticide. Containers should be opened in well-ventilated areas. Keep container tightly sealed when not in use. Do not stack cardboard cases more than two pallets high. Do not contaminate water, food or feed by storage or disposal.

PESTICIDE DISPOSAL: Pesticide wastes are toxic. If container is damaged or if pesticide has leaked, contain all spillage. Absorb and clean up all spilled material with granules or sand. Place in a closed labeled container for proper disposal. Improper disposal of excess pesticide, spray mixtures, or rinsate is a violation of Federal Law and may contaminate groundwater. If these wastes cannot be disposed of by use according to label instructions, contact your State Pesticide or Environmental Control Agency, or the Hazardous Waste representative at the nearest EPA Regional Office for guidance.

CONTAINER DISPOSAL: Triple rinse (or equivalent). Then offer for recycling or reconditioning or puncture and dispose of in a sanitary landfill, or by other procedures approved by State and local authorities. Plastic containers are also disposable by incineration, or if allowed by State and local authorities by burning. If burned, stay out of smoke.

NOTE: Local conditions and application regulations vary and may affect use of this herbicide. Consult local Agricultural Experiment Station or Extension Service weed specialist and State regulatory agencies for recommendations in your area.

WARRANTY DISCLAIMER

The directions for use of this product must be followed carefully. TO THE EXTENT CONSISTENT WITH APPLICABLE LAW, (1) THE GOODS DELIVERED TO YOU ARE FURNISHED "AS IS" BY MANUFACTURER OR SELLER AND (2) MANUFACTURER AND SELLER MAKE NO WARRANTIES, GUARANTEES, OR REPRESENTATIONS OF ANY KIND TO BUYER OR USER, EITHER EXPRESS OR IMPLIED, OR BY USAGE OF TRADE, STATUTORY OR OTHERWISE, WITH REGARD TO THE PRODUCT SOLD, INCLUDING, BUT NOT LIMITED TO MERCHANTABILITY, FITNESS FOR A PARTICULAR PURPOSE, USE, OR ELIGIBILITY OF THE PRODUCT FOR ANY PARTICULAR TRADE USAGE. UNINTENDED CONSEQUENCES, INCLUDING BUT NOT LIMITED TO INEFFECTIVENESS, MAY RESULT BECAUSE OF SUCH FACTORS AS THE PRESENCE OR ABSENCE OF OTHER MATERIALS USED IN COMBINATION WITH THE GOODS, OR THE MANNER OF USE OR APPLICATION, INCLUDING WEATHER, ALL OF WHICH ARE BEYOND THE CONTROL OF MANUFACTURER OR SELLER AND ASSUMED BY BUYER OR USER. THIS WRITING CONTAINS ALL OF THE REPRESENTATIONS AND AGREEMENTS BETWEEN BUYER, MANUFACTURER AND SELLER, AND NO PERSON OR AGENT OF MANUFACTURER OR SELLER HAS ANY AUTHORITY TO MAKE ANY REPRESENTATION OR WARRANTY OR AGREEMENT RELATING IN ANY WAY TO THESE GOODS.

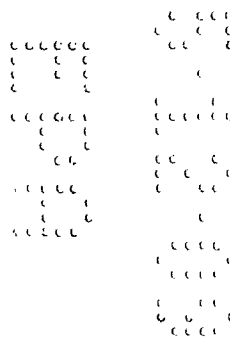
LIMITATION OF LIABILITY

TO THE EXTENT CONSISTENT WITH APPLICABLE LAW, IN NO EVENT SHALL MANUFACTURER OR SELLER BE LIABLE FOR SPECIAL, INCIDENTAL, OR CONSEQUENTIAL DAMAGES, OR FOR DAMAGES IN THEIR NATURE OF PENALTIES RELATING TO THE GOODS SOLD, INCLUDING USE, APPLICATION, HANDLING, AND DISPOSAL. TO THE EXTENT CONSISTENT WITH APPLICABLE LAW, MANUFACTURER OR SELLER SHALL NOT BE LIABLE TO BUYER OR USER BY WAY OF INDEMNIFICATION TO BUYER OR TO CUSTOMERS OF BUYER, IF ANY, OR FOR ANY DAMAGES OR SUMS OF MONEY, CLAIMS OR DEMANDS WHATSOEVER, RESULTING FROM OR BY REASON OF, OR ARISING OUT OF THE MISUSE, OR FAILURE TO FOLLOW LABEL WARNINGS OR INSTRUCTIONS FOR USE, OF THE GOODS SOLD BY MANUFACTURER OR SELLER TO BUYER. ALL SUCH RISKS SHALL BE ASSUMED BY THE BUYER, USER, OR ITS CUSTOMERS. TO THE EXTENT CONSISTENT WITH APPLICABLE LAW, BUYER'S OR USER'S EXCLUSIVE REMEDY, AND MANUFACTURER'S OR SELLER'S TOTAL LIABILITY SHALL BE FOR DAMAGES NOT EXCEEDING THE COST OF THE PRODUCT.

If you do not agree with or do not accept any of the directions for use, the warranty disclaimers, or limitations on liability, do not use the product, and return it unopened to the Seller, and the purchase price will be refunded.

(RV050809N)

The Optical Advantage is a registered trademark of Nufarm Americas Inc.
All other trademarks are the property of their respective owners.



(Residential)

1D + 1DP-p LOW VOL

A WOODY PLANT HERBICIDE FOR CONTROLLING MIXED BRUSH. ALSO CONTROLS NOXIOUS PERENNIAL WEEDS ON NON-CROP LAND, AND RESTRICTED TURF AREAS.

GET THE OPTICAL ADVANTAGE®

ACTIVE INGREDIENTS:

Isooctyl (2-ethylhexyl) Ester of 2,4-Dichlorophenoxyacetic Acid*	16.05%
Isooctyl (2-ethylhexyl) Ester of (+)-R-2-(2,4-Dichlorophenoxy) Propionic Acid**‡	8.05%

OTHER INGREDIENTS:	75.90%
---------------------------	--------

TOTAL:	100.0%
---------------	--------

Isomer Specific by AOAC Method

*2,4-Dichlorophenoxyacetic Acid Equivalent	10.6%, 0.78 lbs./gal.
**(+)-R-2-(2,4-Dichlorophenoxy)propionic Acid Equivalent	5.4%, 0.40 lbs./gal.

***This product contains Petroleum Distillate

‡CONTAINS THE SINGLE ISOMER FORM OF DICHLORPROP-p

KEEP OUT OF REACH OF CHILDREN

CAUTION

SEE SIDE PANELS FOR FIRST AID AND ADDITIONAL PRECAUTIONARY STATEMENTS

For Chemical Spill, Leak, Fire, or Exposure, Call CHEMTREC (800) 424-9300
For Medical Emergencies Only, Call (877) 325-1840


EPA REG. NO. 228-186
EPA EST. NO.

Manufactured For
NUFARM AMERICAS INC.
150 Harvester Drive
Burr Ridge, IL 60527



NET CONTENTS:

000228-186.20090504.EPA. PRN98-10



**PRECAUTIONARY STATEMENTS
HAZARDS TO HUMANS AND DOMESTIC ANIMALS
CAUTION**

Harmful if swallowed or absorbed through skin. Do not get in eyes, on skin, or clothing. Avoid breathing vapors or spray mist. When using this product, wear long-sleeved shirt, long pants, socks, shoes and chemical-resistant gloves. After using this product, rinse gloves before removing, remove clothing and launder separately before reuse, and promptly and thoroughly wash hands and exposed skin with soap and water before eating or smoking. Remove saturated clothing as soon as possible and shower. The maximum number of broadcast applications to turf per treatment site is 2 per year. Do not allow people (other than applicator) or pets on treatment area during application. Do not enter treatment areas until spray has dried. If this container is over one gallon and less than five gallons, then persons engaged in open pouring of this product must also wear coveralls or a chemical-resistant apron. If this container is five gallons or more in capacity, do not open pour product from this container. A mechanical system (such as a probe and pump or spigot) must be used for transferring the contents of this container. If the contents of a non-refillable pesticide container are emptied, the probe must be rinsed before removal.


FIRST AID	
IF IN EYES	<ul style="list-style-type: none"> • Hold eye open and rinse slowly and gently with water for 15 to 20 minutes. • Remove contact lenses, if present, after the first 5 minutes, then continue rinsing. • Call a poison control center or doctor for treatment advice.
IF SWALLOWED	<ul style="list-style-type: none"> • Call a poison control center or doctor immediately for treatment advice. • Have person sip a glass of water if able to swallow. • Do not induce vomiting unless told to do so by a poison control center or doctor. • Do not give anything by mouth to an unconscious person.
IF ON SKIN OR CLOTHING	<ul style="list-style-type: none"> • Take off contaminated clothing. • Rinse skin immediately with plenty of water for 15 to 20 minutes. • Call a poison control center or doctor for treatment advice.
HOT LINE NUMBER	
Have the product container or label with you when calling a poison control center or doctor, or going for treatment. You may also contact 1-877-325-1840 for emergency medical treatment information.	
NOTE TO PHYSICIAN	
Contains petroleum distillate - vomiting may cause aspiration pneumonia.	

ENVIRONMENTAL HAZARDS

This product is toxic to aquatic invertebrates. Drift or run-off may adversely affect aquatic invertebrates and non-target plants. Do not apply directly to water. When cleaning equipment, do not pour washwaters on the ground, spray or drain over a large area away from wells and other water sources. Do not contaminate water when disposing of equipment washwaters. Do not apply this product through any type of irrigation system. Do not contaminate irrigation ditches or water used for domestic purposes. If spills occur, collect the material and dispose of by following disposal instructions on this label. Use care to avoid spray contact or drift to 2,4-D or 2,4-DP susceptible plants such as okra, cotton, tomatoes, flowers, grapes, fruit trees, vegetables and ornamentals. Do not permit spray mist containing this product to drift onto them since even very small quantities of the spray, which may not be visible, can cause severe injury during both growing and dormant periods. Do not spray when the wind is blowing towards susceptible crops or ornamental plants. Use coarse sprays to minimize drift. Most cases of groundwater contamination involving phenoxy herbicides such as 2,4-D and 2,4-DP have been associated with mixing/loading and disposal sites.

Caution should be exercised when handling these pesticides at such sites to prevent contamination of groundwater supplies.

Use of closed systems for mixing and transferring this pesticide will reduce the probability of spills. Placement of the mixing/loading equipment on an impervious pad to contain spills will help prevent groundwater contamination.



DIRECTIONS FOR USE

It is a violation of Federal law to use this product in a manner inconsistent with its labeling.

READ ENTIRE LABEL BEFORE USING THIS PRODUCT. USE STRICTLY IN ACCORDANCE WITH LABEL PRECAUTIONARY STATEMENTS AND DIRECTIONS.

BRUSH CONTROL: This product is specifically designed to control woody plants in all residential areas. This product also controls many noxious perennial weeds on uncropped land. The following is a partial list of the weeds controlled: Alder, Ash, Aspen, Birch, Blackberry, Black cherry, Blackjack oak, Black locust, Box elder, Brambles, Buckbrush, Ceanothus, Chamise, Coffeeberry, Currant, Dewberry, Dogwood, Elderberry, Elms, Fir, Gooseberry, Greenbrier, Gum, Hazel, Hemlock, Hickory, Honeysuckle, Kudzu, Locust, Manzanita, Maple, Multifloral rose, Oaks, Osage orange, Palmetto, Persimmon, Pine, Poison ivy, Poison oak, Poplar, Raspberry, Red elder, Red elm, Salmonberry, Sand sagebrush, Sassafras, Serviceberry, Shinnery oak, Snowberry, Spicebush, Spruce, Sumac, Sweetgum, Sycamore, Tulip poplar, Virginia creeper, Wild cherry, Wild grape, Wild rose, Willow, Winged elm, Yerba santa, and many other species.

TO PREPARE SPRAY: Add one-half the required amount of water to the spray tank, then add this product with agitation and finally the balance of the water with continued agitation. This material forms an emulsion in water, not a solution. This tends to separate on standing. Provide agitation to prevent such separation and ensure a uniform mixture.

FOLIAGE STEM TREATMENT: Use as a spray on thick brush composed of mixed species. Apply to both stems and foliage from the time foliage is completely matured until the plants start to go dormant. All leaves, stems and suckers must be completely wet to the ground line for effective control. Some regrowth may be anticipated on the more resistant species, such as oak, maple, ash and persimmon. Add 2/3 to 1 pint of this product to 4 gallons of water using 8-1/3 to 25 gallons of spray mixture per 1800 square feet, depending upon the height and thickness of the brush. Mix thoroughly before spraying.

SPOT TREATMENT: For spot spraying with backpack sprayer, mix 2 cups (16 fluid ounces) of this product with 5 gallons of water. Wet brush stems and foliage thoroughly.

MODIFIED BASAL TREATMENT: Drench the base of plants, then wet the lower 4/5 of remaining stems and leaves thoroughly to runoff. Apply treatment when brush is in full foliage. This method can be applied where susceptible species have been controlled by prior sprays and more resistant species, such as maple and oak remain. Soaking the base of the plant and wetting all stems to runoff is absolutely necessary for complete control.

CONCENTRATE STUMP TREATMENT: For small (up to 3 inch diameter) stems, cut them as close to the ground as possible and apply this product undiluted directly from the can to the surface of the freshly cut stump.

TURF CONTROL: This product is recommended for control of broadleaf weeds in Residential Turf areas. This treatment may injure Bentgrass, Carpetgrass, Centipedegrass, St. Augustinegrass and newly seeded lawns. If necessary to control weeds in such turf, use half the recommended rate in chart and repeat application in 2 to 3 weeks. Do not apply to Dichondra, Lippia and where desirable Clovers are present nor on Bentgrass greens and tees as severe turf injury may result. Do not use this product to control weeds in flower and vegetable beds, shrubs and ornamental plantings. Spray when air is calm to avoid spray drift that might injure nearby desirable plants. A separate sprayer should be kept for killing weeds as 2,4-D and related chemicals are difficult to clean from equipment.

WEEDS CONTROLLED

The following is partial list of weeds controlled in turf by this product:

MORE SUSCEPTIBLE WEEDS


Black medic	Dandelion	Little starwort
Buttercup	*English daisy	Oxalis (woodsorrel)
Chickweed	Ground ivy	Plantain
(common mouseear)	Healall	(narrow or buckhorn)
Clover	Henbit	broadleaf)
Cudweed	Knotweed	*Spurge

*Treat in spring and again in fall.

LESS SUSCEPTIBLE WEEDS

Bindweed	Lambsquarter	Vetch
Dock	Mallow	Violet
Evening primrose	Pigweed	Wild carrot
False dandelion	Poorjoe	Wild lettuce
Florida pusley	Ragweed	
Kochia	Vervain	

This product is NOT effective on perennial veronicas or on weed grasses.



PREPARATION OF THE SPRAY: Fill the spray tank with half of the required amount of water, then add the recommended amount of this product with agitation and finally the balance of water with agitation.

Apply any time broadleaf weeds are growing actively. Clovers, Dandelion, Plantain, and Woodsorrel are best treated in the fall or in spring before flower heads develop. Winter weeds such as Chickweeds and Henbit should be treated in early spring.

LAWNS: Summer weeds such as Oxalis, Knotweed and Spurge should be sprayed when they are small. In areas with extended growing seasons, such as California, treatment in both spring and fall may be needed to control more resistant species.

Lawns to be over-seeded in the fall should be treated at least 4 weeks before the planned seeding date. Rainfall (1/4 inch or more) or irrigation should follow treatments. Fall-seeded lawns may be treated the following spring. Spring-seeded lawns may be treated after the grasses have sprouted and been cut at least twice, generally 6 to 10 weeks after seeding, depending on germination and growth rate.

FOR ESTABLISHED LAWNS: Fall treatment fits into a good turf management program. Proper fertilization and mowing should be combined with chemical weed control to thicken the turf after the weeds have died and to discourage more weeds from invading.

HOSE ATTACHED SPRAYERS (LAWN MODELS): Use 3 tablespoons of this product diluted with water to the 3 to 5 gallon mark on the sprayer jar for each 500 square feet (25' x 20') of lawn area to be sprayed. Adjust water pressure so that spray streams about 10 to 15 feet with no misting.

APPLICATION RATES

AMOUNT	AREA COVERED	VOLUME
3 fluid ounces	1,000 square feet	1 gallon
1 pint	5,000 square feet	5 gallons

STORAGE AND DISPOSAL

PESTICIDE STORAGE: To be stored in original container and placed in an area inaccessible to children.

CONTAINER DISPOSAL: If empty - Do not reuse this container. Place in trash or offer for recycling if available. If partially filled - If product cannot be used as directed, call your local solid waste agency for disposal instructions. Never place unused product down any indoor (including toilet) or outdoor (including sewer) drain.

NOTE: Local conditions and application regulations vary and may affect use of this herbicide. Consult local Agricultural Experiment Station or Extension Service weed specialist and State regulatory agencies for recommendations in your area.

WARRANTY DISCLAIMER


The directions for use of this product must be followed carefully. TO THE EXTENT CONSISTENT WITH APPLICABLE LAW, (1) THE GOODS DELIVERED TO YOU ARE FURNISHED "AS IS" BY MANUFACTURER OR SELLER AND (2) MANUFACTURER AND SELLER MAKE NO WARRANTIES, GUARANTEES, OR REPRESENTATIONS OF ANY KIND TO BUYER OR USER, EITHER EXPRESS OR IMPLIED, OR BY USAGE OF TRADE, STATUTORY OR OTHERWISE, WITH REGARD TO THE PRODUCT SOLD, INCLUDING, BUT NOT LIMITED TO MERCHANTABILITY, FITNESS FOR A PARTICULAR PURPOSE, USE, OR ELIGIBILITY OF THE PRODUCT FOR ANY PARTICULAR TRADE USAGE. UNINTENDED CONSEQUENCES, INCLUDING BUT NOT LIMITED TO INEFFECTIVENESS, MAY RESULT BECAUSE OF SUCH FACTORS AS THE PRESENCE OR ABSENCE OF OTHER MATERIALS USED IN COMBINATION WITH THE GOODS, OR THE MANNER OF USE OR APPLICATION, INCLUDING WEATHER, ALL OF WHICH ARE BEYOND THE CONTROL OF MANUFACTURER OR SELLER AND ASSUMED BY BUYER OR USER. THIS WRITING CONTAINS ALL OF THE REPRESENTATIONS AND AGREEMENTS BETWEEN BUYER, MANUFACTURER AND SELLER, AND NO PERSON OR AGENT OF MANUFACTURER OR SELLER HAS ANY AUTHORITY TO MAKE ANY REPRESENTATION OR WARRANTY OR AGREEMENT RELATING IN ANY WAY TO THESE GOODS.

LIMITATION OF LIABILITY

TO THE EXTENT CONSISTENT WITH APPLICABLE LAW, IN NO EVENT SHALL MANUFACTURER OR SELLER BE LIABLE FOR SPECIAL, INCIDENTAL, OR CONSEQUENTIAL DAMAGES, OR FOR DAMAGES IN THEIR NATURE OF PENALTIES RELATING TO THE GOODS SOLD, INCLUDING USE, APPLICATION, HANDLING, AND DISPOSAL, TO THE EXTENT CONSISTENT WITH APPLICABLE LAW. MANUFACTURER OR SELLER SHALL NOT BE LIABLE TO BUYER OR USER BY WAY OF INDEMNIFICATION TO BUYER OR TO CUSTOMERS OF BUYER, IF ANY, OR FOR ANY DAMAGES OR SUMS OF MONEY, CLAIMS OR DEMANDS WHATSOEVER, RESULTING FROM OR BY REASON OF, OR ARISING OUT OF THE MISUSE, OR FAILURE TO FOLLOW LABEL WARNINGS OR INSTRUCTIONS FOR USE, OF THE GOODS SOLD BY MANUFACTURER OR SELLER TO BUYER. ALL SUCH RISKS SHALL BE ASSUMED BY THE BUYER, USER, OR ITS CUSTOMERS. TO THE EXTENT CONSISTENT WITH APPLICABLE LAW, BUYER'S OR USER'S EXCLUSIVE REMEDY, AND MANUFACTURER'S OR SELLER'S TOTAL LIABILITY SHALL BE FOR DAMAGES NOT EXCEEDING THE COST OF THE PRODUCT.

If you do not agree with or do not accept any of directions for use, the warranty disclaimers, or limitations on liability, do not use the product, and return it unopened to the Seller, and the purchase price will be refunded.

The Optical Advantage is a registered trademark of Nufarm Americas Inc.



(RV0584081)

Optional Text:

Contains "See Spray" A temporary blue marker dye, so you can see where you've sprayed
Rainfast in 3 hours
SYSTEMIC ACTION kills to the root
Controls Dozens of Weeds
WARRANTY OR AGREEMENT RELATING IN ANY WAY TO THESE GOODS.

Optional Language:

If this product is packaged in a hose-end sprayer, follow the directions below.

How To Use This Sprayer: Shake Container Well Before Getting Started.

1. Before you start, the blue top water flow valve should be in the "OFF" position, and the red product flow valve should be in the up, "OFF" position.
2. Shake container well and attach it to your garden hose.
3. Turn on the water from the faucet.
4. To apply, remove side pin (labeled "PULL OUT") and rotate red product flow valve to "ON"; then while holding sprayer at waist level and pointing in a direction away from face and body, push blue water flow valve forward to activate water.
5. When you are finished spraying or if you have to stop spraying at any time, press blue water flow valve with thumb to the rear to shut off water and return side red valve to the upright "OFF" position and replace side pin.
6. Turn off the water at the faucet.
7. Remove the container from the garden hose; then rinse thoroughly and store according to storage instructions.

Optional Diagram

