

228-181

4/9/2004

Page 1 of 13

Please read instructions on reverse before completing form.

Form Approved. OMB No. 2070-0060



United States
Environmental Protection Agency
Washington, DC 20460

<input type="checkbox"/>	Registration
<input type="checkbox"/>	Amendment
<input checked="" type="checkbox"/>	Other

OPP Identifier Number
292607

Application for Pesticide - Section I

1. Company/Product Number 228-181	2. EPA Product Manager J. I. Miller	3. Proposed Classification <input checked="" type="checkbox"/> None <input type="checkbox"/> Restricted
4. Company/Product (Name) Riverdale Triamine Lawn Weed Killer	PM# 23	
5. Name and Address of Applicant (Include ZIP Code) Nufarm Americas Inc. 1333 Burr Ridge Parkway, Suite 125A Burr Ridge, IL 60527-0866 <input type="checkbox"/> Check if this is a new address	6. Expedited Review. In accordance with FIFRA Section 3(c)(3) (b)(i), my product is similar or identical in composition and labeling to: EPA Reg. No. _____ Product Name _____	

Section - II

<input type="checkbox"/> Amendment - Explain below.	<input type="checkbox"/> Final printed labels in response to Agency letter dated _____	NOTIFICATION APR 09 2004
<input type="checkbox"/> Resubmission in response to Agency letter dated _____	<input type="checkbox"/> "Me Too" Application.	
<input checked="" type="checkbox"/> Notification - Explain below.	<input type="checkbox"/> Other - Explain below.	

Explanation: Use additional page(s) if necessary. (For section I and Section II.)
We added optional marketing hype. We have included an extra copy which "highlights" the revisions.

This notification is consistent with the provisions of PR Notice 98-10 and EPA regulations at 40 CFR 152.46, and no other changes have been made to the labeling or the Confidential Statement of Formula of this product. I understand that it is a violation of 18 U.S.C. Sec. 1001 to willfully make any false statement to EPA. I further understand that if this notification is not consistent with the terms of PR Notice 98-10 and 40 CFR 152.46, this product may be in violation of FIFRA and I may be subject to enforcement action and penalties under sections 12 and 14 of FIFRA.

Section - III

1. Material This Product Will Be Packaged In:				2. Type of Container	
Child-Resistant Packaging <input type="checkbox"/> Yes * <input type="checkbox"/> No	Unit Packaging <input type="checkbox"/> Yes <input type="checkbox"/> No	Water Soluble Packaging <input type="checkbox"/> Yes <input type="checkbox"/> No			<input type="checkbox"/> Metal <input type="checkbox"/> Plastic <input type="checkbox"/> Glass <input type="checkbox"/> Paper <input type="checkbox"/> Other (Specify) _____
* Certification must be submitted		If "Yes" Unit Packaging wgt. No. per container	If "Yes" Package wgt. No. per container		
3. Location of Net Contents Information <input type="checkbox"/> Label <input type="checkbox"/> Container		4. Size(s) Retail Container		5. Location of Label Directions <input type="checkbox"/> On Label <input type="checkbox"/> On Labeling accompanying product	
6. Manner in Which Label is Affixed to Product		<input type="checkbox"/> Lithograph <input type="checkbox"/> Paper glued <input type="checkbox"/> Stenciled	<input type="checkbox"/> Other _____		

Section - IV

1. Contact Point (Complete items directly below for identification of individual to be contacted, if necessary, to process this application.)		
Name Russell F. Sawyer	Title Regulatory Affairs Manager	Telephone No. (include Area Code) 708/754-3330
2. Signature 		3. Title Regulatory Affairs Manager
4. Typed Name Russell F. Sawyer		5. Date March 3, 2004
Certification I certify that the statements I have made on this form and all attachments thereto are true, accurate and complete. I acknowledge that any knowingly false or misleading statement may be punishable by fine or imprisonment both under applicable law.		6. Date Application Received (Stamped)



2 f 10
Nufarm Americas Inc.
1333 Burr Ridge Parkway, Suite 125A
Burr Ridge, IL 60527-0866
Phone: 708.754.3330 Fax: 708.754.0314
www.us.nufarm.com

March 3, 2004

Document Processing Desk (NOTIF)
Registration Division (7505C)
Office of Pesticide Programs
U.S. Environmental Protection Agency
Ariel Rios Building
1200 Pennsylvania Avenue NW
Washington, DC 20460

Dear Sir/Madam:

Subject: Riverdale Triamine Lawn Weed Killer
EPA Registration No. 228-181
Application for Pesticide: Other
OPP Identifier No. 292607
Label Revision

We wish to notify the Agency we have added optional marketing hype.


We have also enclosed an extra copy of the label highlighted to show just the changes contained in this submission.

If there is anything else we should do at this time please contact us immediately.

Thank you for your continuing assistance.


Sincerely yours,

NUFARM AMERICAS INC.


By Russell F. Sawyer
Regulatory Affairs Manager

RFS:jb

Enclosures



3713

(Residential Label)

RIVERDALE®

TRIAMINE® LAWN WEED KILLER

NOTIFICATION

APR 09 2004

FOR SELECTIVE BROADLEAF WEED CONTROL IN RESIDENTIAL TURF

When using a hose-end sprayer, just connect hose,
turn on water and spray.

ONE QUART COVERS UP TO 20,000 SQUARE FEET
(See directions for different grasses.)

GET THE OPTICAL ADVANTAGE®

ACTIVE INGREDIENTS:

Dimethylamine Salt of 2,4-Dichlorophenoxyacetic Acid*	4.55%
Dimethylamine Salt of(+)-R-2-(2-Methyl-4-Chlorophenoxy)propionic Acid**†	2.30%
Dimethylamine Salt of(+)-R-2-(2,4-Dichlorophenoxy)propionic Acid***†	2.26%
INERT INGREDIENTS:	90.89%
TOTAL	100.00%

Isomer Specific Method, Equivalent to:

*2,4-Dichlorophenoxyacetic Acid	3.8%	0.32 lbs./gal.
**(+)-R-2-(2-Methyl-4-Chlorophenoxy)propionic Acid	1.9%	0.16 lbs./gal.
***(+)-R-2-(2,4-Dichlorophenoxy)propionic Acid	1.9%	0.16 lbs./gal.

†CONTAINS THE SINGLE ISOMER FORMS OF MECOPROP-p AND DICHLORPROP-p.

Riverdale, Triamine and The Optical Advantage are Registered Trademarks of Nufarm Americas Inc.

KEEP OUT OF REACH OF CHILDREN

WARNING

SEE SIDE PANEL FOR FIRST AID
AND ADDITIONAL PRECAUTIONARY STATEMENTS

NET CONTENTS

EPA REG. NO. 228-181

EPA EST. NO. 228-IL-1

MANUFACTURED BY NUFARM AMERICAS INC., BURR RIDGE, ILLINOIS 60527-0866

- Revised 2/14/03 Changed First Aid Statement per PR 2001-1 and Disposal Statement per PR 2001-6 and deleted California Use Limitation all via Amendment.
- 6/13/03 Corrected Ornamental Sites per EPA's Request 5/28/03 Meeting.
- A/O 7/31/03 Corrected per EPA's letter dated 7/31/03.
- 11/10/03 Added another sprayer instruction and alternate suggested rates via Notification.
- 12/19/03 Added another sprayer instruction, marketing hype and extended the broadleaf weed list via Notification.
- 3/3/04 Added marketing hype via Notification on Residential label only.

4 8 13

**PRECAUTIONARY STATEMENTS
HAZARDS TO HUMANS AND DOMESTIC ANIMALS**

WARNING

Causes substantial but temporary eye injury. Harmful if swallowed, inhaled or absorbed through skin. Do not get in eyes or on clothing. Avoid breathing spray mist and contact with skin. Wear long pants, long-sleeved shirt, socks, shoes, rubber gloves and eye protection when mixing, loading or applying this product. It is recommended that safety glasses include front, brow and temple protection. After using this product, wash non-disposable gloves thoroughly with soap and water before removing, remove clothing and launder separately before reuse, and promptly and thoroughly wash hands and exposed skin with soap and water. Remove saturated clothing as soon as possible and shower. When applying to turf, the maximum number of broadcast applications per treatment site is 2 per year. Do not allow people (other than applicator) or pets on treatment area during application. Do not enter treatment areas until spray has dried.

If this container is over one gallon and less than five gallons, then persons engaged in open pouring of this product must also wear coveralls or a chemical resistant apron. If this container is five gallons or more in capacity, do not open pour product from this container. A mechanical system (such as a probe and pump or spigot) must be used for transferring the contents of this container. If the contents of a non-refillable pesticide container are emptied, the probe must be rinsed before removal.

FIRST AID STATEMENT

Have the product container or label with you when calling a poison control center or doctor, or going for treatment.

IF IN EYES: Hold eye open and rinse slowly and gently with water for 15 to 20 minutes. Remove contact lenses, if present, after the first 5 minutes, then continue rinsing eye. Call a poison control center or doctor for treatment advice.

IF SWALLOWED: Call a poison control center or doctor immediately for treatment advice. Have person sip a glass of water if able to swallow. Do not induce vomiting unless told to do so by a poison control center or doctor. Do not give anything by mouth to an unconscious person.

**IF ON SKIN
OR CLOTHING:** Take off contaminated clothing. Rinse skin immediately with plenty of water for 15 to 20 minutes. Call a poison control center or doctor for treatment advice.

IF INHALED: Move person to fresh air. If person is not breathing, call 911 or an ambulance, then give artificial respiration, preferably mouth-to-mouth if possible. Call a poison control center or doctor for further treatment advice.

ENVIRONMENTAL HAZARDS

This product is toxic to aquatic invertebrates. Drift or runoff may adversely affect aquatic invertebrates and non-target plants. Do not apply directly to water. Do not contaminate water when disposing of equipment washwaters nor pour the washwater on the ground; spray or drain over a large area away from wells, other water sources and desirable plants. Do not apply this product through any type of irrigation system. Do not contaminate water used for irrigation or domestic purposes. If spills occur, collect the material and dispose of by following disposal instructions on this label.

Most cases of groundwater contamination involving phenoxy herbicides such as 2,4-D, MCPP and 2,4-DP have been associated with mixing/loading and disposal sites. Caution should be exercised when handling these phenoxy pesticides at such sites to prevent contamination of groundwater supplies. Use of closed systems for mixing or transferring this pesticide will reduce the probability of spills. Placement of the mixing/loading equipment on an impervious pad to contain spills will help prevent groundwater contamination.

DIRECTIONS FOR USE

It is a violation of Federal law to use this product in a manner inconsistent with its labeling. READ ENTIRE LABEL BEFORE USING THIS PRODUCT. USE STRICTLY IN ACCORDANCE WITH LABEL PRECAUTIONARY STATEMENTS AND DIRECTIONS.

GENERAL INFORMATION

TRIAMINE LAWN WEED KILLER is a stable solution containing a mixture of three herbicides. It is non-flammable. It is for use on Residential Turf.

USE PRECAUTIONS

IMPORTANT: Do not use this product for controlling weeds in flower or vegetable beds or around shrubs or ornamental plantings. Do not spray exposed roots of desirable plants. Do not spray on Dichondra, Lippia, nor on grasses where desirable Clovers are present. Do not apply to newly seeded grasses until they have been mowed 3 times. Do not reseed for 3 to 4 weeks after use. If lawn needs watering, water thoroughly before application. Do not water for 48 hours after application. Watering will wash off weed killing material. Do not apply if rainfall is expected within 48 hours. Avoid fine mists. Use a lawn type sprayer with a coarse spray as wind drift is less likely. Spray entire lawn, wetting weeds and lawn grasses. Do not exceed recommended rates because damage to turf may occur. Spray when air is calm to avoid spray drift that might injure desirable ornamental plants. Do not apply when temperature exceeds 90°F. Make new dilution for each use. Shake well before using.

WEEDS CONTROLLED BY TRIAMINE LAWN WEED KILLER

Alder, Annual yellow sweet clover, Artichoke, Aster, Austrian fieldcress, Bedstraw, Beggartick, Bidden, Bindweed, Bird vetch, Bitterweed, Bitter wintercress, Black-eyed Susan, Black medic, Black mustard, Blackseed pantain, Blackseed plantain, Blessed thistle, Blue lettuce, Blue vervain, Box elder, Bracted plantain, Brassbuttons, Bristly oxtongue, Broadleaf dock, Broadleaf plantain, Broomweed, Buckhorn, Buckhorn plantain, Bulbous buttercup, Bull nettle, Bull thistle, Burdock, Burning nettle, Bur ragweed, Burweed, Buttercup, Canada thistle, Carolina geranium, Carpetweed, Catchweed bedstraw, Catsear, Catnip, Chickweed, Chicory, Cinquefoil, Clover, Cockle, Cocklebur, Coffeebean, Coffeeweed, Common chickweed, Common mullein, Common sowthistle, Corn Chamomile, Creeping jenny, Crimson clover, Croton, Cudweed, Curly dock, Curly indigo, Dandelion, Dead nettle, Dock, Dogbane, Dogfennel, Elderberry, English daisy, Fall dandelion, False dandelion, False flax, False sunflower, Fiddleneck, Field bindweed, Field pansy, Flea bane (daisy), Flixweed, Florida betony, Florida pusley, Frenchweed, Galinsoga, Garlic mustard, Goathead, Goatsbeard, Goldenrod, Ground ivy, Gumweed, Hairy bittercress, Hairy fleabane, Hawkweed, Healall, Heartleaf drymary, Hedge bindweed, Hedge mustard, Hemp, Henbit, Hoary cress, Hoary plantain, Hoary vervain, Honeysuckle, Hop clover, Horsenettle, Horsetail, Indiana mallow, Ironweed, Jewelweed, Jimsonweed, Kochia, Knawel, Knotweed, Lambsquarter, Lespedeza, Locoweed, Lupine, Mallow, Marshelder, Matchweed, Mexicanweed, Milk vetch, Milkweed bloodflower, Mugwort, Morningglory, Mousear chickweed, Musk thistle, Mustard, Narrowleaf plantain, Narrowleaf vetch, Nettle, Orange hawkweed, Oxalis, Oxeye daisy, Parsley-piert, Parsnip, Pearlwort, Pennygrass, Pennywort, Peppergrass, Pepperweed, Pigweed, Pineywoods bedstraw, Plains coreopsis, Plantain, Poison hemlock, Poison ivy, Poison oak, Pokeweed, Poorjoe, Povertyweed, Prairie, Prickly lettuce, Prickly sida, Primrose, Prostrate knotweed, Prostrate pigweed, Prostrate spurge, Prostrate vervain, Puncture vine, Purslane, Ragweed, Red clover, Redroot pigweed, Red scraw, Redstem filaree, Rough cinquefoil, Rough fleabane, Roundleafed marigold, Rush, Russian pigweed, Russian thistle, St. Johnswort, Scarlet pimpernel, Scotch thistle, Sheep sorrel, Shepherdspurge, Slender plantain, Smallflower galinsoga, Smartweed, Smooth dock, Smooth pigweed, Sneezeweed, Southern wild rose, Sowthistle, Spanishneedle, Spatterdock, Speedwell, Spiny, Spiny Amaranth, Spiny cocklebur, Spotted catsear, Spotted knapweed, Spotted spurge, Spurge, Spurweed, Stinging nettle, Stinkweed, Stitchwort, Strawberry clover, Sumac, Sunflower, Sweet clover, Tall nettle, Tall vervain, Tansy mustard, Tansy ragwort, Tanweed, Tarweed, Thistle, Tick trefoil, Toadflax, Trailing Crownvetch, Tumble mustard, Tumble pigweed, Tumbleweed, Velvet leaf, Venice mallow, Veronica, Vervain, Vetch, Virginia buttonweed, Virginia creeper, Virginia pepperweed, Wavyleaf bullthistle, Western clematis, Western salsify, White clover, White mustard, Wild mustard, Wild aster, Wild buckwheat, Wild carrot, Wild four-o'clock, Wild garlic, Wild geranium, Wild lettuce, Wild marigold, Wild onion, Wild parsnip, Wild radish, Wild rape, Wild strawberry, Wild sweet

potato, Wild vetch, Willow, Witchweed, Woolly morningglory, Woodsorrel, Woolly croton, Woolly plantain, Wormseed, Yarrow, Yellow rocket, Yellowflower pepperweed, and other broadleaf weeds.

After applying this product, many broadleaf weeds will begin to show visible signs of leaf curl within a few days. Some hard-to-kill (or control) broadleaf weeds may require a second broadcast treatment in 3 to 4 weeks. In the event further applications are needed, use as a spot treatment.

ORNAMENTAL LAWNS AND TURF

Cool Season Grasses - such as Bluegrass, Fescue, and Rye: To kill Dandelion, Wild onion, Pennywort, Plantain, Healall and similar weeds: use 8 to 13 ounces in 6 gallons of water and apply with pump or hose-end sprayer or sprinkling can to 2,500 square feet of lawn. For smaller areas - use 3 teaspoons in 2 quarts of water applied to 100 square feet. For larger areas - use 1 to 1-3/4 gallons in 50 gallons of water for 43,560 square feet.

To kill undesirable weeds such as Thistle, Bindweed, Dock and Ragweed, use 8 ounces in 6 gallons of water (or 3 teaspoonfuls in 2 quarts of water), and apply directly to plants, wetting them thoroughly. For larger areas, use 1 to 1-1/4 gallons in 50 gallons of water.

To kill undesirable plants such as Poison ivy and Poison oak, use 2 ounces in 2 quarts of water or 2 gallons in 12-1/2 gallons of water and drench plants when they are fully leaved. Repeat in about 4 weeks if necessary. Certain hard-to-kill (or control) weeds such as Poison ivy, Poison oak and English daisy may require a Fall application.

Warm Season Grasses - St. Augustine, Bahia, common Bermuda, Centipede, Zoysia, also for BENT: Use a one-half rate which is 4 to 6-1/2 ounces in 6 gallons of water to treat 2,500 square feet (3 teaspoonfuls in 4 quarts of water applied to 200 square feet). Make two applications 10 days apart. Do not spray grasses if stressed from heat, drought, etc. Slight turf yellowing should disappear after about 1 week.

Note: Some hybrid Bermuda grasses may be sensitive to this product. Contact your local Extension Service weed control specialist.

For Spot Treatment: Put 3 teaspoons Triamine Lawn Weed Killer into an empty quart container with trigger sprayer or applicator cap. Then add 30 ounces of tap water. Trigger Sprayer - Adjust spray nozzle to give coarse spray. Aim at center of weed and spray to wet. Applicator Cap - Hold applicator end about 6 inches from surface to be treated and thoroughly wet. To obtain wider coverage, raise container. One application should be sufficient. Effects begin to show after a few days and weeds gradually die. A repeat application may be required in 3 to 4 weeks for hard-to-kill (or control) weeds.

DISPOSAL SPRAYER AND BOTTLE INSTRUCTIONS

Determine area to be sprayed. Apply at a rate of 32 ounces (1 quart) per 10,000 square feet for Cool Season grasses or 20,000 square feet for Warm Season grasses. Connect spray nozzle to hose. Remove bottle cap and screw bottle into nozzle. While holding sprayer at waist level, point in direction away from face and body. Turn on the water at the tap. Place finger over hole on right side of nozzle (or turn on/off lever to the "ON" position) and the Lawn Weed Killer will mix automatically at the proper ratio. Walk back and forth at steady pace.

2,000	•••••	Square Feet	4,000
4,000	•••••	Square Feet	8,000
6,000	•••••	Square Feet	12,000
8,000	•••••	Square Feet	16,000
10,000	•••••	Square Feet	20,000
Cool Season			Warm Season

(Marks on left for 1 quart disposable bottle. Not to scale.)

7 8 13

STORAGE AND DISPOSAL

STORAGE: To be stored in original container and placed in an area inaccessible to children.

DISPOSAL: If empty - Do not reuse this container. Place in trash or offer for recycling if available. If partly filled - If product cannot be used as directed, or offered to others for their use, call your local solid waste agency or 1-800-CLEANUP for disposal instructions. Never place unused product down any indoor (including toilet) or outdoor (including sewer) drain.

NOTICE

Buyer assumes all risks of use, storage and handling of this product not in strict accordance with directions given herewith. (RV 073103C)

Optional CLI language†:

- Dimethylamine Salt of 2,4-D*
- Dimethylamine Salt of Mecoprop-p**
- Dimethylamine Salt of Dichlorprop-p***

- *2,4-D Acid
- **Mecoprop-p Acid
- ***Dichlorprop-p Acid

† Note: Some states may still require the full chemical name(s).

Optional Marketing Hype:

KILLS 140+ WEED TYPES
 STARTS WORKING OVERNIGHT
 Kills Weeds, Not the Lawn
 Kills unwanted weeds in your lawn
 Do not apply to Floratam (St. Augustine) grass
 Outdoor Use (Illustration)
 www.(e-mail address)
 IN CASE OF EMERGENCY CALL 8XX-XXX-XXXX
 This product is designed to promote lush green growth in lawns and control many broadleaf weeds, such as:


Alternate Hose-end Sprayer Instructions

How To Use:

1. Attach garden hose to spray nozzle (Illustrations)
2. Turn on water supply
3. Bend safety tab down and turn control to "water"
4. Point nozzle toward lawn and turn control to "on". Product will automatically mix with water. Walk back and forth at a steady pace.

OR

1. Attach garden hose to spray nozzle.
2. Turn on water supply.
3. Point nozzle toward lawn, bend safety tab and turn control to on.
4. Product will automatically mix with water. Walk back and forth at a steady pace.



8 7 13

OR

HOW TO USE: Always keep nozzle pointed away from people and pets.

1. Shake well before using. Connect sprayer to hose. Be sure the larger ON/OFF dial located at the hose end is set to "OFF" (tab is vertical when "OFF").
2. Turn on water at faucet.
3. Turn the smaller, star shaped button so that the flat side is aligned with the lock tab and push to the "OPEN" position.
4. To begin spraying, turn the larger ON/OFF dial at the hose end counterclockwise to the "ON" position.
5. To STOP spraying, turn the larger ON/OFF dial to the "OFF" position. Push the star shaped button to the "CLOSED" position. Twist the star shaped button so that the flat side is no longer aligned with the lock tab. Turn water off at faucet. To relieve pressure, turn the larger ON/OFF dial to the "ON" position then back to the "OFF" position. Disconnect sprayer from hose.

Alternate Suggested Rates for:

- Cool Season Grasses - Use 2 tablespoons in 1 gallon of water to cover 300 square feet (30 feet x 10 feet).
- Warm Season Grasses - Use at a rate of 1 tablespoon in 1 gallon of water to cover 300 square feet.

(Commercial Label)

9 7 13

RIVERDALE®

TRIAMINE® LAWN WEED KILLER

FOR SELECTIVE BROADLEAF WEED CONTROL IN
ORNAMENTAL LAWNS AND TURF GRASSES
And Other Listed Sites

NOTIFICATION

APR 09 2004

ONE GALLON COVERS UP TO 80,000 SQUARE FEET
(See directions for different grasses.)

GET THE OPTICAL ADVANTAGE®

ACTIVE INGREDIENTS:

Dimethylamine Salt of 2,4-Dichlorophenoxyacetic Acid*	4.55%
Dimethylamine Salt of (+)-R-2-(2-Methyl-4-Chlorophenoxy)propionic Acid**†	2.30%
Dimethylamine Salt of (+)-R-2-(2,4-Dichlorophenoxy)propionic Acid***†	2.26%
INERT INGREDIENTS:	90.89%
TOTAL	100.00%

Isomer Specific Method, Equivalent to:

*2,4-Dichlorophenoxyacetic Acid	3.8%, 0.32 lbs./gal.
**(+)-R-2-(2-Methyl-4-Chlorophenoxy)propionic Acid	1.9%, 0.16 lbs./gal.
***(+)-R-2-(2,4-Dichlorophenoxy)propionic Acid	1.9%, 0.16 lbs./gal.

†CONTAINS THE SINGLE ISOMER FORM OF MECOPROP-p AND DICHLORPROP-p.

Riverdale, Triamine and The Optical Advantage are Registered Trademarks of Nufarm Americas Inc.

KEEP OUT OF REACH OF CHILDREN

WARNING


SEE SIDE PANELS FOR FIRST AID
AND ADDITIONAL PRECAUTIONARY STATEMENTS

NET CONTENTS

EPA REG. NO. 228-181

EPA EST. NO. 228-IL-1

MANUFACTURED BY NUFARM AMERICAS INC., BURR RIDGE, ILLINOIS 60527-0866



- Revised 2/14/03 Changed First Aid Statement per PR 2001-1 and deleted California use limitation via Amendment.
- 6/13/03 Corrected Ornamental Sites per EPA's Request 5/28/03 Meeting.
- A/O 7/31/03 Corrected per EPA's letter dated 7/31/03.
- 11/10/03 Revised Residential label only.
- 12/19/03 Extended the broadleaf weed list via Notification.
- 3/3/04 Added marketing hype to Residential label only via Notification.

**PRECAUTIONARY STATEMENTS
HAZARDS TO HUMANS AND DOMESTIC ANIMALS**

WARNING

Causes substantial but temporary eye injury. Harmful if swallowed, inhaled or absorbed through skin. Do not get in eyes or on clothing. Avoid breathing spray mist and contact with skin. Wear long pants, long-sleeved shirt, socks, shoes, chemical resistant gloves and eye protection when mixing, loading or applying this product or repairing or cleaning equipment used with this product. It is recommended that safety glasses include front, brow and temple protection. For aerial applicators in an enclosed cockpit and applicators applying this product from a tractor that has a completely enclosed cab, eye protection is not required. Wash hands, face and arms with soap and water as soon as possible after mixing, loading or applying this product. Wash hands, face and arms with soap and water before eating, smoking or drinking. Wash hands, face and arms before using toilet. After work, wash nondisposable gloves thoroughly with soap and water before removing, remove all clothing and shower using soap and water. Do not reuse clothing worn during the previous day's mixing and loading or application of this product without cleaning first. Clothing must be kept and washed separately from other household laundry. Remove saturated clothing as soon as possible and shower. When applying to turf, the maximum number of broadcast applications per treatment site is 2 per year. Do not allow people (other than applicator) or pets on treatment area during application. Do not enter treatment area until spray has dried.

If this container is over one gallon and less than five gallons, then persons engaged in open pouring of this product must also wear coveralls or a chemical resistant apron. If this container is five gallons or more in capacity, do not open pour product from this container. A mechanical system (such as a probe and pump or spigot) must be used for transferring the contents of this container. If the contents of a non-refillable pesticide container are emptied, the probe must be rinsed before removal.

FIRST AID STATEMENT

Have the product container or label with you when calling a poison control center or doctor, or going for treatment.

IF IN EYES: Hold eye open and rinse slowly and gently with water for 15 to 20 minutes. Remove contact lenses, if present, after the first 5 minutes, then continue rinsing eye. Call a poison control center or doctor for treatment advice.

IF SWALLOWED: Call a poison control center or doctor immediately for treatment advice. Have person sip a glass of water if able to swallow. Do not induce vomiting unless told to do so by a poison control center or doctor. Do not give anything by mouth to an unconscious person.

**IF ON SKIN
OR CLOTHING:** Take off contaminated clothing. Rinse skin immediately with plenty of water for 15 to 20 minutes. Call a poison control center or doctor for treatment advice.

IF INHALED: Move person to fresh air. If person is not breathing, call 911 or an ambulance, then give artificial respiration, preferably mouth-to-mouth if possible. Call a poison control center or doctor for further treatment advice.

ENVIRONMENTAL HAZARDS

This product is toxic to aquatic invertebrates. Drift or runoff may adversely affect aquatic invertebrates and non-target plants. Do not apply directly to water, or to areas where surface water is present or to intertidal areas below the mean high water mark. Do not contaminate water when disposing of equipment washwaters nor pour the washwater on the ground; spray or drain over a large area away from wells, other water sources and desirable plants. Do not apply this product through any type of irrigation system. Do not contaminate water used for irrigation or domestic purposes. If spills occur, collect the material and dispose of by following disposal instructions on this label.

Most cases of groundwater contamination involving phenoxy herbicides such as 2,4-D, MCP, and 2,4-DP have been associated with mixing/loading and disposal sites. Caution should be exercised when handling these phenoxy pesticides at such sites to prevent contamination of groundwater supplies. Use of closed systems for mixing or transferring this pesticide will reduce the probability of spills. Placement of the mixing/loading equipment on an impervious pad to contain spills will help prevent groundwater contamination.

DIRECTIONS FOR USE

It is a violation of Federal law to use this product in a manner inconsistent with its labeling. READ ENTIRE LABEL BEFORE USING THIS PRODUCT. USE STRICTLY IN ACCORDANCE WITH LABEL PRECAUTIONARY STATEMENTS AND DIRECTIONS.

GENERAL INFORMATION

TRIAMINE® LAWN WEED KILLER is a stable solution containing a mixture of three herbicides. It is for use on Ornamental Turf Lawns (Residential, Industrial and Institutional), Parks, Cemeteries, Athletic Fields and Golf Courses (Fairways, Aprons, Tees and Roughs), also along Highways, Rights-of-Way, Drainage Ditchbanks and other similar turf areas.

USE PRECAUTIONS

IMPORTANT: Do not use this product for controlling weeds in flower or vegetable beds or around shrubs or ornamental plantings. Do not spray exposed roots of desirable plants. Do not spray on Dichondra, Lippia, nor on grasses where desirable Clovers are present. Do not apply to newly seeded grasses until they have been mowed 3 times. Do not reseed for 3 to 4 weeks after use. If lawn needs watering, water thoroughly before application. Do not water for 48 hours after application. Watering will wash off weed killing material. Do not apply if rainfall is expected within 48 hours. Avoid fine mists. Use a lawn type sprayer with a coarse spray as wind drift is less likely. Spray entire lawn, wetting weeds and lawn grasses. Do not exceed recommended rates because damage to turf may occur. Spray when air is calm to avoid spray drift that might injure desirable ornamental plants. Do not apply when temperature exceeds 90°F. Make a new dilution for each use. Shake well before using.

WEEDS CONTROLLED BY TRIAMINE® LAWN WEED KILLER

Alder, Annual yellow sweet clover, Artichoke, Aster, Austrian fieldcress, Bedstraw, Beggartick, Bidden, Bindweed, Bird vetch, Bitterweed, Bitter wintercress, Black-eyed Susan, Black medic, Black mustard, Blackseed plantain, Blackseed plantain, Blessed thistle, Blue lettuce, Blue vervain, Box elder, Bracted plantain, Brassbuttons, Bristly oxtongue, Broadleaf dock, Broadleaf plantain, Broomweed, Buckhorn, Buckhorn plantain, Bulbous buttercup, Bull nettle, Bull thistle, Burdock, Burning nettle, Bur ragweed, Burweed, Buttercup, Canada thistle, Carolina geranium, Carpetweed, Catchweed bedstraw, Catsear, Catnip, Chickweed, Chicory, Cinquefoil, Clover, Cockle, Cocklebur, Coffeebean, Coffeeweed, Common chickweed, Common mullein, Common sowthistle, Corn Chamomile, Creeping jenny, Crimson clover, Croton, Cudweed, Curly dock, Curly indigo, Dandelion, Dead nettle, Dock, Dogbane, Dogfennel, Elderberry, English daisy, Fall dandelion, False dandelion, False flax, False sunflower, Fiddleneck, Field bindweed, Field pansy, Flea bane (daisy), Flixweed, Florida betony, Florida pusley, Frenchweed, Galinsoga, Garlic mustard, Goathead, Goatsbeard, Goldenrod, Ground ivy, Gumweed, Hairy bittercress, Hairy fleabane, Hawkweed, Healall, Heartleaf drymary, Hedge bindweed, Hedge mustard, Hemp, Henbit, Hoary cress, Hoary plantain, Hoary vervain, Honeysuckle, Hop clover, Horsenettle, Horsetail, Indiana mallow, Ironweed, Jewelweed, Jimsonweed, Kochia, Knawel, Knotweed, Lamb's quarter, Lespedeza, Locoweed, Lupine, Mallow, Marshelder, Matchweed, Mexicanweed, Milk vetch, Milkweed bloodflower, Mugwort, Morningglory, Mouseear chickweed, Musk thistle, Mustard, Narrowleaf plantain, Narrowleaf vetch, Nettle, Orange hawkweed, Oxalis, Oxeye daisy, Parsley-piert, Parsnip, Pearlwort, Pennycress, Pennywort, Peppergrass, Pepperweed, Pigweed, Pineywoods bedstraw, Plains coreopsis, Plantain, Poison hemlock, Poison ivy, Poison oak, Pokeweed, Poorjoe, Povertyweed, Prairie, Prickly lettuce, Prickly sida, Primrose, Prostrate knotweed, Prostrate pigweed, Prostrate spurge, Prostrate vervain, Puncture vine, Purslane, Ragweed, Red clover, Redroot pigweed, Red sorrel, Redstem filaree, Rough cinquefoil, Rough fleabane, Roundleafed marigold, Rush, Russian pigweed, Russian thistle, St. Johnswort, Scarlet pimpernel, Scotch thistle, Sheep sorrel, Shepherdspurse, Slender plantain, Smallflower galinsoga, Smartweed, Smooth dock, Smooth pigweed, Sneezeweed, Southern wild rose, Sowthistle, Spanishneedle, Spatterdock,

Speedwell, Spiny, Spiny Amaranth, Spiny cocklebur, Spotted catsear, Spotted knapweed, Spotted spurge, Spurge, Spurweed, Stinging nettle, Stinkweed, Stitchwort, Strawberry clover, Sumac, Sunflower, Sweet clover, Tall nettle, Tall vervain, Tansy mustard, Tansy ragwort, Tanweed, Tarweed, Thistle, Tick trefoil, Toadflax, Trailing Crownvetch, Tumble mustard, Tumble pigweed, Tumbleweed, Velvet leaf, Venice mallow, Veronica, Vervain, Vetch, Virginia buttonweed, Virginia creeper, Virginia pepperweed, Wavyleaf bullthistle, Western clematis, Western salsify, White clover, White mustard, Wild mustard, Wild aster, Wild buckwheat, Wild carrot, Wild four-o'clock, Wild garlic, Wild geranium, Wild lettuce, Wild marigold, Wild onion, Wild parsnip, Wild radish, Wild rape, Wild strawberry, Wild sweet potato, Wild vetch, Willow, Witchweed, Woolly morningglory, Woodsorrel, Woolly croton, Woolly plantain, Wormseed, Yarrow, Yellow rocket, Yellowflower pepperweed, and other broadleaf weeds.

After applying this product, many broadleaf weeds will begin to show visible signs of leaf curl within a few days. Some hard-to-kill (or control) broadleaf weeds may require a second broadcast treatment in 3 to 4 weeks. In the event further application is necessary, use as a spot treatment.

ORNAMENTAL LAWNS AND TURF

Cool Season Grasses - such as Bluegrass, Fescue, and Rye: To kill Dandelion, Wild onion, Pennywort, Plantain, Healall and similar weeds: use 8 to 13 ounces in 6 gallons of water and apply with pump or hose-end sprayer or sprinkling can to 2,500 square feet of lawn. For smaller areas - use 3 teaspoons in 2 quarts of water applied to 100 square feet. For larger areas - use 1 to 1-3/4 gallons in 50 gallons of water for 43,500 square feet.

To kill undesirable weeds such as Thistle, Bindweed, Dock and Ragweed, use 8 ounces in 6 gallons of water (or 3 teaspoonfuls in 2 quarts of water), and apply directly to plants, wetting them thoroughly. For larger areas, use 1 to 1-1/4 gallons in 50 gallons of water.

To kill undesirable plants such as Poison ivy and Poison oak, use 2 ounces in 2 quarts of water or 2 gallons in 12-1/2 gallons of water and drench plants when they are fully leaved. Repeat in about 4 weeks if necessary. Certain hard-to-kill (or control) weeds such as Poison ivy, Poison oak and English daisy may require a Fall application.

Warm Season Grasses - St. Augustine, Bahia, common Bermuda, Centipede, Zoysia, also for BENT: Use a one-half rate which is 4 to 6-1/2 ounces in 6 gallons of water to treat 2,500 square feet (3 teaspoonfuls in 4 quarts of water applied to 200 square feet). Make two applications 10 days apart. Do not spray grasses if stressed from heat, drought, etc. Slight turf yellowing should disappear after about 1 week.

Note: Some hybrid Bermuda grasses may be sensitive to this product. Contact your local Extension Service weed control specialist.

Roadsides (including aprons and guard rails), rights-of-way, drainage ditchbanks and other similar non-crop areas: For control of broadleaf weeds, mix at a rate of 1-1/3 to 4 gallons of Triamine Lawn Weed Killer per 50 to 300 gallons of water. This mixture will cover one acre. Thoroughly saturate all weeds with spray mixture. Apply when plants come into full leaf (Spring) to the time plants begin to go dormant. Best results are obtained when weeds are young and actively growing. Do not cut weeds until herbicide has translocated throughout the plant causing root death. For small broadleaf weeds, use the lower rate. Heavy, dense stands require the higher rate with high water volume.

For Spot Treatment: Put 3 teaspoons Triamine Lawn Weed Killer into an empty quart container with trigger sprayer or applicator cap. Then add 30 oz. of tap water. Trigger Sprayer - Adjust spray nozzle to give coarse spray. Aim at center of weed and spray to wet. Applicator Cap - Hold applicator end about 6 inches from surface to be treated and thoroughly wet. To obtain wider coverage, raise container. One application should be sufficient. Effects begin to show after a few days and weeds gradually die. A repeat application may be required in 3 to 4 weeks for hard-to-kill (or control) weeds.

STORAGE AND DISPOSAL

STORAGE: Always use original container to store pesticides in a secured warehouse or storage building. Store at temperatures above 32°F. If allowed to freeze, remix before using. This does not alter this product. Containers should be opened in well ventilated area. Keep container tightly sealed when not in use. Do not stack cardboard cases more than two pallets high. Do not store near open containers of fertilizer, seed or other

pesticides. Do not contaminate water, food or feed by storage or disposal.

PESTICIDE DISPOSAL: Pesticide wastes are toxic. If container is damaged or if pesticide has leaked, contain all spillage. Absorb and clean up all spilled material with granules or sand. Place in a closed labeled container for proper disposal. Improper disposal of excess pesticide, spray mixtures, or rinsate is a violation of Federal law and may contaminate ground water. If these wastes cannot be disposed of by use according to label instructions, contact your State Pesticide or Environmental Control Agency, or the Hazardous Waste representative at the nearest EPA Regional Office for Guidance.

CONTAINER DISPOSAL: Triple rinse (or equivalent). Then offer for recycling or reconditioning, or puncture and dispose of in a sanitary landfill, or by other procedures approved by State and local authorities. Plastic containers are also disposable by incineration, or if allowed by State and local authorities by burning. If burned, stay out of smoke.

WARRANTY

Seller warrants that this herbicide conforms to the chemical description on its label. When used in accordance with label directions under normal conditions, this herbicide is reasonably fit for its intended purposes. Since timing, method of application, weather, plant and soil conditions, mixtures with other chemicals, and factors affecting the use of this product are beyond our control, no warranty is given concerning the use of this product contrary to label directions or under conditions which are abnormal or not reasonably foreseeable. The user assumes all risks of any such use.

(RV 073103C)

