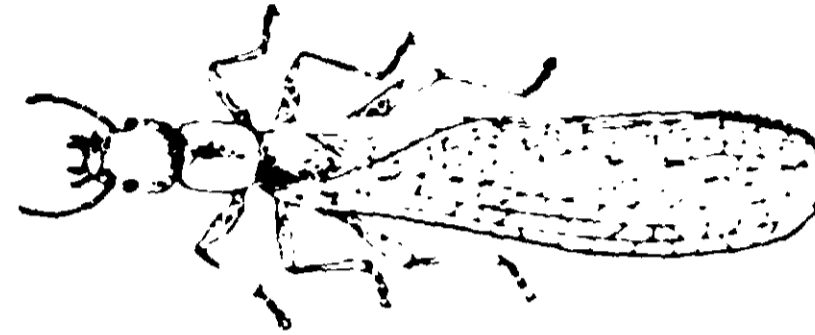


NET CONTENTS ONE QUART

Tobacco States

TERMITE



CONTROL



LOOK FOR . . . Swarms of winged, black or brown adults in buildings, or emerging from holes in walls, floors, etc. Infected wood resting on or near the ground (basement frame windows, steps, supporting timbers, scrap wood, etc.) Tap or probe wood with ice pick or screw driver. Mud tunnels which are "ports of entry" for termites under porches, through basement walls, corner pillars, foundation cracks.

ACTIVE INGREDIENTS:

*Dieldrin	17.6%
Petroleum Hydrocarbons	78.4%
INERT INGREDIENTS	3.0%

*Equivalent to 14.96% hexachloroepoxyoctahydro-endo, exo-dimethanonaphthalene and 2.64% of related compounds.

WARNING: Keep out of reach of children. See Antidote statement and other required warning statements on the back panel.

PESTICIDE

WARNING! HAZARDOUS IF SWALLOWED. ABSORBED THROUGH SKIN. Wash water after handling and before eating clothing. Do not breathe spray. Do not drink. In case of ~~inhalation~~ spillage immediately remove clothing and flush with water. For eyes, get medical attention and open flame. Do not apply or allow by unprotected humans or beneficial animals or prolonged exposure in spray mixture. Wear clean, synthetic rubber gloves and use a type passed by the U. S. Department of Agriculture. Product only for recommended purposes and dosages.

DIRECTIONS FOR USE — I
Mix with Water

Use the barrier method of termite control, placing a barrier around the building. The chemical barrier should be complete and termites cannot pass through Dieldrin treated soil.

MIXING: Mix one gallon of this concentrate to 50 gallons of water.
TREATING:

1. BUILDING WITH CONCRETE SLAB ON THE GROUND:
 - a. Apply 1 gallon per 100 sq. ft. as an overall treatment on porches.
 - b. Apply 2 gallons per 5 linear feet to critical areas of foundation walls and around utility entrances.
 - c. Apply 2 gallons per 5 linear feet along the outside of foundation walls.
2. BUILDING WITH CRAWL SPACES:
 - a. Apply 2 gallons per 5 linear feet to critical areas of foundation walls, and around piers and utility entrances.
 - b. Apply 2 gallons per 5 linear feet along the cutouts under platforms and porches where the foundation is less than 30 inches deep but not over 30 inches deep. Apply treatment in layers. A trench 12 inches wide should be dug on the outside of those foundations where the top of the footing is less than 30 inches deep.
 - c. Apply 1 gallon per 10 square feet of soil surface under porches, entrance platforms, utility entrances, etc.

USDA Reg. No. 100-100000


This product is toxic to fish and wildlife. Do not apply to any area not specified on the label.

Rinse equipment and containers and keep away from water supplies. Containers are not to be buried with wastes or by burning.

TOBACCO STATES CHEMICALS

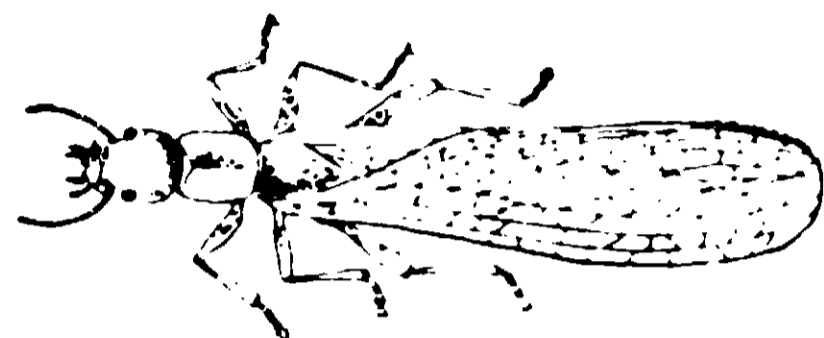
131 1967

26-167



Tobacco States

TE



CONTROL

of winged, black or brown adults in buildings, or
walls, floors, etc. Infected wood resting on or near
same windows, steps, supporting timbers, scrap
wood with ice pick or screw driver. Mud tunnels
for termites under porches, through basement
foundation cracks.

..... 17.6%
..... 79.4%
..... 3.0%

% hexachloroepoxyoctahydro-endo,
halene and 2.64% of related compounds.

Keep out of reach of children.
See statement and other required
statements on the back panel.

STICIDE

WARNING! HAZARDOUS IF SWALLOWED, INHALED OR ABSORBED THROUGH SKIN. Wash thoroughly with soap and water after handling and before eating or smoking. Wear clean clothing. Do not breathe spray. Do not get in eyes, on skin or on clothing. In case of ~~accident~~ spillage on person or clothing, immediately remove clothing and flush skin or eyes with plenty of water. For eyes, get medical attention. Keep away from heat and open flame. Do not apply or allow to drift to areas occupied by unprotected humans or beneficial animals. During commercial or prolonged exposure in spray mixing and loading operations, wear clean, synthetic rubber gloves and a mask or respirator of a type passed by the U. S. Department of Agriculture. Use this product only for recommended purposes and at recommended dosages.

DIRECTIONS FOR USE — DO IT YOURSELF

Mix with Water

Use the barrier method of termite control, placing a barrier between the termites and the building to be protected. The chemical barrier should be complete and is long lasting in the soil to prevent reinfestation. Termites cannot pass through Dieldrin treated soil.

MIXING: Mix one gallon of this concentrate to 50 gallons of water (one pint to 6 gallons of water).

TREATING:

1. BUILDING WITH CONCRETE SLAB ON THE GROUND

- a. Apply 1 gallon per 100 sq. ft. as an overall treatment under the slab and under attached porches.
- b. Apply 2 gallons per 5 linear feet to critical areas under the slab, such as along the inside foundation walls and around utility entrances and interior partition foundation walls.
- c. Apply 2 gallons per 5 linear feet along the outside of the foundation.

2. BUILDING WITH CRAWL SPACES:

- a. Apply 2 gallons per 5 linear feet to critical areas under the house, such as along the inside of foundation walls, and around piers and utility entrances.
- b. Apply 2 gallons per 5 linear feet along the outside of foundation walls, including entrance platforms and porches where the foundation is not more than 15-18 inches deep. If over 15 inches deep but not over 30 inches deep, apply 4 gallons per linear feet. Replace the soil and treat soil as it is replaced in layers. A trench 30" deep is maximum depth required along-side those foundations where the top of the footings is greater than 30 inches deep.
- c. Apply 1 gallon per 10 square feet of soil surface as an over-all treatment where the attached porches, entrance platforms, utility entrances, etc. have covering slab on fill of ground.

USDA Reg. No. 226-167

⚠ This product is toxic to fish and wildlife. Keep out of lakes, ponds and streams. Do not apply to any area not specified on the label.

Rinse equipment and containers and dispose of wastes by burying in non-crop lands away from water supplies. Containers should be disposed of by punching holes in them and burying with wastes or by burning. (Keep out of Smoke).

TOBACCO STATES CHEMICAL CO., INC.

LEXINGTON, KENTUCKY