



000211-00062-052499

Printed: 09:43:59 Thursday, 24 Jun, 1999 # 27 / 3427

Systems Integration Group, Inc.

MAY 24 1999

Mr. Paul Nobrega
Director, Regulatory Affairs
Central Solutions, Inc.
3130 Brinkerhoff Road, PO Box 15276
Kansas City, KS 66115

Subject: Revised Labeling and Efficacy Review for Low pH Phenolic 256
EPA Registration No. 211-62
Your Application Dated November 25, 1998

Dear Mr. Nobrega:

The labeling referred to above, submitted in connection with registration under the Federal Insecticide, Fungicide and Rodenticide Act, as amended, is acceptable provided that you revise the label as follows:

1. At the bottom of pages 9 -11, revise "shoebaths" to read "shoebaths sanitizer". For this use pattern, the highest level of activity the Agency will allow is at the sanitization level. The above comment for was previously provided in a efficacy label review dated October 17, 19996. (see attached review).
2. On page 16, in the second paragraph, delete the phrase "including most plastics". The type of plastics must be specified for which it is intended to be used. The use of the phrase "including most plastics" is considered too board and is unacceptable.

Efficacy Data:

The submitted virucidal efficacy data developed by the EPA modified test Method (Subdivision G, Product Performance Guidelines, DIS/TSS-7Enclosure) are acceptable and supportive of the product as a virucide. Effectiveness was demonstrated against Influenza Virus Type A/21 Hong Kong (ATCC Vr-544) and Vaccinia Virus Stain WR (ATCC VR -119) in the presence of 5% fetal bovine serum and 400 ppm of synthetic hard water at a 1:256 dilution for hard, nonporous inanimate surfaces which are highly wetted by the solution and when

SYMBOL	7510C						
SURNAME	D. Capeloni						
DATE	5/24/99						

2721

allowed to remain wet for a 10 minute exposure time.

For detailed consideration, please refer to the enclosed Efficacy and Science Support Branch review dated March 31, 1999.

A stamped label is enclosed for your records. Submit two (2) copies of the finished printed label before this product is release for shipment.

If you have any question concerning this letter please contact Drusilla Copeland at (703) 308-6224.

Sincerely,

Drusilla Copeland

for Adam Heyward
Product Manager (34)
Regulatory Management Branch II
Antimicrobials Division (7510C)

Enclosure

(CENTER PANEL)
(REQUIRED)

**Medical Device Uses

Low pH Phenolic 256

ACCEPTED
with COMMENTS
in EPA Letter Dated:
MAY 24 1999

Under the Federal Insecticide,
Fungicide, and Rodenticide Act as
amended, for the pesticide,
registered under EPA Reg. No. **211-62**

Germicidal / Detergent Effective in Hard Water
up to 400 ppm (calculated as CaCO₃)
With Organic Soil Tolerance
Tuberculocidal - Germicidal - Pseudomonacidal
Fungicidal - Virucidal* (Kills HIV-1) - Bactericidal

Formulated for Effective Health Care Facility Sanitation
Formulated for Effective Poultry Facility Sanitation
Formulated for Effective Swine Facility Sanitation
Formulated for Effective Instrument Cleaning and Decontamination Sanitation
Formulated for Effective Aseptic Controlled Environment ("Clean Room") Sanitation

ACTIVE INGREDIENTS:

Ortho-Phenylphenol.....8.085%
Orthobenzyl-Benzyl-para-Chlorophenol.....6.650%

INERT INGREDIENTS.....85.265%

SEE LEFT PANEL FOR ADDITIONAL PRECAUTIONARY STATEMENTS


Keep Out of Reach of Children

DANGER



CENTRAL SOLUTIONS, INC.

3130 BRINKERHOFF ROAD
KANSAS CITY, KANSAS 66115



EPA Reg. No. 211-62
EPA Est. No. 211-KS-1

Net Contents:

ACCEPTED
with COMMENTS
in EPA Letter Dated:
MAY 24 1999

(Left Panel)
(Required)

Under the Federal Insecticide,
Fungicide, and Rodenticide Act as
amended, for the pesticide,
registered under EPA Reg. No. 211-62

PRECAUTIONARY STATEMENTS Hazards to Humans and Domestic Animals

DANGER

Keep out of reach of children. Corrosive. Causes eye and skin damage. Do not get in eyes, on skin, or on clothing. Avoid breathing spray mist. Harmful if swallowed. Wear goggles or face shield and rubber gloves when handling. Avoid contamination of food. Remove and wash contaminated clothing.

STATEMENT OF PRACTICAL TREATMENT

In case of eye contact, immediately flush eyes or skin with plenty of water for at least 15 minutes. For eyes, call a physician. Remove and wash all contaminated clothing before reuse. If swallowed, drink large quantities of water. Call a physician.

NOTE TO PHYSICIAN

Probable mucosal damage may contraindicate the use of gastric lavage. Measures against shock, respiratory depression, and convulsion may be needed.

(Environmental Hazards statement for container sizes of 5 gallons or greater)

ENVIRONMENTAL HAZARDS

Do not discharge effluent containing this product into lakes, streams, ponds, estuaries, oceans, or other waters unless in accordance with the requirements of a National Pollutant Discharge Elimination System (NPDES) permit and the permitting authority has been notified in writing prior to discharge. Do not discharge effluent containing this product to sewer systems without previously notifying the local sewage treatment plant authority. For guidance contact your State Water Board or Regional Office of the EPA. This product is toxic to fish and aquatic organisms.

STORAGE AND DISPOSAL

Do not contaminate water, food, or feed by storage or disposal.

STORAGE - Store in a securely closed original container. Store in area that will prevent cross contamination of other pesticides, fertilizer, food, and feed. Avoid storage at temperature extremes or in sunlight.

PESTICIDE DISPOSAL - Pesticide wastes are acutely hazardous. Improper disposal of excess pesticide, spray mixture, or rinsate is a violation of Federal Law. If these wastes cannot be disposed of by use according to label instructions, contact your state Pesticide or Environmental Control Agency, or the hazardous waste representative at the nearest EPA Regional Office for guidance.

CONTAINER DISPOSAL - Triple rinse (or equivalent), then offer for recycling or reconditioning, or puncture and dispose of in a sanitary landfill, by incineration, or, if allowed by state and local authorities, by burning. If burned, stay out of smoke.

ALTERNATE (Use when container size is less than 1 gallon)

STORAGE AND DISPOSAL - Do not contaminate water, food or feed by storage or disposal.

STORAGE - Store in securely closed original container. Avoid storage at temperature extremes or in sunlight.

PESTICIDE DISPOSAL - Securely wrap original container in several layers of newspaper and discard in trash.

CONTAINER DISPOSAL - Do not reuse container. Replace cap and discard container in trash.

(Required)

DIRECTION FOR USE

It is a violation of Federal Law to use this product in a manner inconsistent with it's labeling.

This product is not to be used as a terminal sterilant / high-level disinfectant on any surface or instrument that (1) is introduced directly into the human body, either into or in contact with the bloodstream or normally sterile areas of the body, or (2) contacts intact mucous membranes but which does not ordinarily penetrate the blood barrier or otherwise enter normally sterile areas of the body. This product may be used to preclean or decontaminate critical or semi-critical medical devices prior to sterilization or high-level disinfection.


CLEANING AND DISINFECTION

For broad spectrum disinfection of gram negative (as demonstrated by efficacy against Salmonella cholerasuis) and gram positive (as demonstrated by efficacy against Staphylococcus aureus and Pseudomonas aeruginosa) bacteria, add 1/2 ounce LOW pH PHENOLIC 256 per 1 gallon of water. Remove heavy soil or gross filth then apply solution with a mop, cloth, sponge, or hand-pump trigger sprayer so as to wet surface thoroughly. Allow to remain wet for 10 minutes and then air dry. If higher detergency is desired, increase dilution to 1 ounce per gallon of water.

To clean and disinfect toilet bowl and urinal surfaces, remove gross soils from surfaces with bowl brush and flush toilet or urinal prior to applying the use solution. Remove residual bowl water from toilet bowl and urinal by forcing water over the trap with a bowl swab. Press bowl swab against side of the bowl or urinal to remove excess water from the applicator. Add 1/2 ounce of LOW pH PHENOLIC 256 directly into the bowl or urinal trap water. Swab or brush the interior surface of the fixture thoroughly, making sure to get under the rim. For disinfection, allow to stand for 10 minutes then flush. Wipe exterior surfaces with a cloth or sponge.

ACCEPTED
with COMMENTS
in EPA Letter Dated:
MAY 24 1999

Under the Federal Insecticide,
Fungicide, and Rodenticide Act as
amended, for the pesticide,
registered under EPA Reg. No. **211-62**



(Health Care Facility Use)

LOW pH PHENOLIC 256 is a phosphate free, dilutable, hospital germicidal-detergent effective in 10 minutes at 20° C, in hard water up to 400 ppm (calculated as CaCO₃), in the presence of 5% blood serum, used to simulate organic soil. LOW pH PHENOLIC 256's multi-phenolic formula is designed to clean, disinfect, and deodorize any washable, inanimate, non-porous surface in one easy step. When used as directed, LOW pH PHENOLIC 256 is strong enough to kill a broad spectrum of pathogenic bacteria, yet it is mild enough to have no harmful effects on the surface being disinfected, when used as directed.

LOW pH PHENOLIC 256 has been formulated for use on hard, nonporous, inanimate surfaces commonly found in facilities and areas such as: hospitals, nursing homes, other health care institutions, and establishments that are dedicated to controlling the hazards of cross contamination. This product is specifically designed for use in hospitals, hospital emergency departments, ambulance and patient transfer vehicles, police and law enforcement vehicles, prisoner holding areas, offices, funeral homes, restrooms, medical and dental offices, and day care facilities.

LOW pH PHENOLIC 256 is recommended for use on hard, inanimate surfaces such as door handles, medical bed surfaces, springs, wheelchairs, walls, floors, light switches, linen carts, stretcher wheels, hampers, telephones, clean up carts, bassinets, dressing carts, toilet bowl surfaces, urinal surfaces, showers, bathtubs, bed frames, mattress springs, impervious vinyl surfaces, counter tops, table tops, sinks, waste containers, lockers, desks, patient transfer lifts, patient scales, examination tables, dental chairs, medical lamps, stethoscopes, bedpans, blood donor chairs, crutches, instrument trays, operating tables, and other hard, non-porous surfaces that need disinfection.

LOW pH PHENOLIC 256 is a dilutable germicidal detergent formulated for use where broad spectrum disinfection is required in the presence of moderate amounts of organic soil, in hard water up to 400 ppm (calculated as CaCO₃).


****Medical Device Uses**

LOW pH PHENOLIC 256 is a general purpose disinfectant that may be used to clean and disinfect hard, non-porous, inanimate, non-critical medical and dental equipment surfaces. LOW pH PHENOLIC 256 may also be used to clean and/or decontaminate critical or semi-critical medical devices prior to sterilization or high-level disinfection.

This product is not to be used as a terminal sterilant/high level disinfectant on any surface or instrument that (1) is introduced directly into the human body, either into or in contact with the bloodstream or normally sterile areas of the body, or (2) contacts intact mucous membranes but which does not ordinarily penetrate the blood barrier or otherwise enter normally sterile areas of the body. This product may be used to preclean or decontaminate critical or semi-critical medical devices prior to sterilization or high-level disinfection.

ACCEPTED
with COMMENTS
in EPA Letter Dated:
MAY 24 1999

Under the Federal Insecticide,
Fungicide, and Rodenticide Act as
amended, for the pesticide,
registered under EPA Reg. No. 211-62



EFFICACY PERFORMANCE

The broad spectrum efficacy of LOW pH PHENOLIC 256 has been confirmed using A.O.A.C. protocol testing at a use-dilution of 1:256 in hard water up to 400 ppm (calculated as CaCO₃) in the presence of 5% blood serum (used to simulate organic soil load), at 20°C with an exposure time of 10 minutes.

GERMICIDAL:

LOW pH PHENOLIC 256 is effective against a broad spectrum of Gram positive and Gram negative pathogens as confirmed by the A.O.A.C. Use-Dilution test, in hard water up to 400 ppm (calculated as CaCO₃), and in the presence of 5% organic soil load at 20°C with an exposure time of 10 minutes against the following organisms:

- Staphylococcus aureus
- Pseudomonas aeruginosa
- Methicillin Resistant Staphylococcus aureus (MRSA)
- Escherichia coli
- Salmonella choleraesuis

FUNGICIDAL:

LOW pH PHENOLIC 256 is effective against Trichophyton mentagrophytes pathogenic fungi (the athlete's foot fungus), as confirmed by the A.O.A.C. Use-Dilution test, in hard water up to 400 ppm (calculated as CaCO₃), and in the presence of 5% organic soil load at 20°C with an exposure time of 10 minutes, in use areas such as shower room floors, locker room benches, bathmats, or any other hard, nonporous, inanimate environmental surfaces.

TUBERCULOCIDAL:

LOW pH PHENOLIC 256 is effective against Mycobacterium bovis (BCG) as demonstrated through testing using the A.O.A.C. Method "Confirmative in Vitro Test for Determining Tuberculocidal Activity", in hard water up to 400 ppm (calculated as CaCO₃) and in the presence of 5% organic soil load, at 20°C with an exposure time of 10 minutes.


VIRUCIDAL*

LOW pH PHENOLIC 256 is effective against the following viruses on hard, nonporous, inanimate surfaces, as confirmed by the A.O.A.C. use-dilution test, in hard water up to 400 ppm (calculated as CaCO₃) and in the presence of 5% organic soil load, at 20°C with an exposure time of 10 minutes:

- HIV-1 (AIDS virus)
- Herpes Simplex, Type 2
- Vaccina Virus
- Influenza virus type A₂

ACCEPTED
with COMMENTS
in EPA Letter Dated:
MAY 24 1999

Under the Federal Insecticide,
Fungicide, and Rodenticide Act as
amended, for the pesticide,
registered under EPA Reg. No. 211-62



ACCEPTED
with COMMENTS
in EPA Letter Dated:
MAY 24 1999

Under the Federal Insecticide,
Fungicide, and Rodenticide Act as
amended, for the pesticide,
registered under EPA Reg. No. 211-62

***VIRUCIDAL**

***KILLS HIV-1 ON PRE-CLEANED ENVIRONMENTAL SURFACES/OBJECTS PREVIOUSLY SOILED WITH BLOOD/BODY FLUIDS** in health care settings or other settings in which there is an expected likelihood of soiling of inanimate surfaces/objects with blood or body fluids, and in which the surfaces/objects likely to be soiled with blood or body fluids can be associated with the potential for transmission of human immunodeficiency virus Type-1 (HIV-1) (associated with AIDS).

SPECIAL INSTRUCTIONS FOR CLEANING AND DECONTAMINATION AGAINST HIV-1 (AIDS VIRUS) OF SURFACES/OBJECTS SOILED WITH BLOOD/BODY FLUIDS.


PERSONAL PROTECTION: Clean-up should always be done wearing protective latex gloves, gowns, masks, and eye protection.

CLEANING PROCEDURE: Blood and other body fluids must be thoroughly cleaned from surfaces and objects before application of the disinfectant.

CONTACT TIME: Leave surface wet for 10 minutes with a 1/2 ounce per gallon use-dilution (1:256), LOW PH PHENOLIC 256 and water

DISPOSAL OF INFECTIOUS MATERIALS: Blood, body fluids, cleaning materials, and clothing should be autoclaved and disposed according to local regulations for infectious waster disposal.

PELIGRO: Si no puede leer en ingles, pregunte a su supervisor sobre las instrucciones do uso apropiadas antes do trabajar con este producto.



ACCEPTED
with COMMENTS
in EPA Letter Dated:
MAY 24 1969

(POULTRY AND SWINE PREMISE USE)

Under the Federal Insecticide,
Fungicide, and Rodenticide Act as
amended, for the pesticide,
registered under EPA Reg. No. 211-62

Formulated for Effective
Poultry & Swine Premise Sanitation

DIRECTIONS FOR USE


It is a violation of Federal Law to use this product in a manner inconsistent with
its labeling

SITE PREPARATION

The first step in any ongoing sanitation program should be the removal of gross contamination and debris. This may be accomplished using a shovel, broom, or vacuum, depending on the area to be disinfected. The efficacy of even the most efficient germicidal cleaner is reduced in the presence of heavy organic matter. Once the heavy debris is eliminated, disinfection can be accomplished in a single step.

CLEANING AND DISINFECTION

For all general cleaning and disinfection, thoroughly clean all surfaces with soap and or detergent and rinse with water. Use 1/2 ounce of LOW pH PHENOLIC 256 per gallon of water (1:256 dilution). Apply LOW pH PHENOLIC 256 using a cloth, mop, or pressure sprayer so as to thoroughly wet surface to be disinfected. Saturate all surfaces with the recommended disinfecting solution, allowing to remain wet for 10 minutes and then let air dry.



ACCEPTED
with COMMENTS
in EPA Letter Dated:

MAY 24 1999

(POULTRY AND SWINE PREMISE USE)

Under the Federal Insecticide,
Fungicide, and Rodenticide Act as
amended, for the pesticide,
registered under EPA Reg. No. 211-62

EFFICACY PERFORMANCE

The broad spectrum efficacy of LOW pH PHENOLIC 256 has been confirmed using A.O.A.C. protocol testing at a use-dilution of 1:256 in hard water up to 400 ppm (calculated as CaCO₃), and in the presence of 5% blood serum (used to simulate organic soil load), at 20°C with an exposure time of 10 minutes.

GERMICIDAL

LOW pH PHENOLIC 256 is effective against the broad spectrum of Gram positive and Gram negative pathogens including:

- | | |
|--------------------------|----------------------------|
| Staphylococcus aureus | Escherichia coli |
| Pseudomonas aeruginosa | Salmonella pullorum |
| Salmonella choleraesuis | Salmonella gallinarum |
| Mycoplasma synoviae | Bordetella avium |
| Mycoplasma gallisepticum | Pasteurella multocida |
| Pseudomonas fragi | Mycobacterium tuberculosis |

FUNGICIDAL


LOW pH PHENOLIC 256's fungicidal efficacy has been confirmed through testing using the A.O.A.C. Fungicidal Test against the following pathogenic fungi:

- Trichophyton mentagrophytes
- Aspergillus fumigates.

*VIRUCIDAL

Virucidal testing using prescribed EPA testing procedures has verified LOW pH PHENOLIC 256's effectiveness against the following viruses on hard, nonporous, inanimate surfaces, commonly associated with poultry and swine areas including:

- | | |
|-------------------------------|---|
| Avian Influenza Virus | Avian Herpes Virus 2 (Mareks Disease) |
| Avian Bronchitis Virus | Hog Cholera Virus |
| Avian Laryngotracheitis Virus | Pseudorabies Virus |
| Avian Adenovirus | African Swine Fever Virus |
| Avian Reovirus | Infectious Bursal's Disease Virus (IBD) |



(POULTRY AND SWINE PREMISE USE)

ACCEPTED
with COMMENTS
in EPA Letter Dated:
MAY 24 1999

Under the Federal Insecticide,
Fungicide, and Rodenticide Act as
amended, for the pesticide,
registered under EPA Reg. No. 211-62

AREAS OF USE
POULTRY PREMISE SANITATION (HATCHERIES)

- Egg Receiving Area
- Egg Holding Area
- Setter Room
- Hatchery Room
- Poultry Buildings
- Tray Dumping Area
- Chick Procession Area
- Chick Holding Room or Area
- Chick Loading Area
- Hauling Equipment

APPLICATION AND USE DILUTIONS

CLEANING AND DISINFECTION

Thoroughly clean all surfaces with soap or detergent and rinse with water. Saturate all surfaces with the recommended disinfectant solution for a period of 10 minutes.

POULTRY HOUSES:

1. Remove all poultry and feeds from premises, trucks, coops, and crates. Remove all litter and droppings from floors, walls, and surfaces of facilities occupied or traversed by poultry. Empty all troughs, racks, and other feeding and watering appliances. Thoroughly clean all surfaces with soap or detergent and rinse with water.
2. Use ½ ounce of LOW pH PHENOLIC 256 per gallon of water. Saturate surfaces with the recommended disinfecting solution for a period of 10 minutes. Ventilate buildings, coops, and other closed spaces. Do not house poultry or employ equipment until treatment has been absorbed, set or dried. Thoroughly scrub treated feed racks, troughs, automatic feeders, fountains and waterers with soap or detergent, and rinse with potable water before reuse.

HATCHERIES:

1. Use ½ ounce of LOW pH PHENOLIC 256 per gallon of water to treat hatchers, setters, trays, racks, carts, sexing tables, delivery trucks and other hard surfaces. Leave all treated surfaces exposed to disinfectant solution for 10 minutes or more.

EQUIPMENT:

1. Empty all troughs, rack, feeding and watering bins, buckets and fountains.
2. Use ½ ounce of LOW pH PHENOLIC 256 per gallon of water to treat all equipment. Leave all treated surfaces exposed to disinfectant solution for 10 minutes or more.

VEHICLES:

1. Clean all vehicles including mats, crates, cabs and wheels with high pressure water and LOW pH PHENOLIC 256 disinfectant. Use ½ ounce per gallon of water to treat all vehicles. Leave all treated surfaces exposed to disinfectant solution for 10 minutes or more.

SHOEBATHS:

1. For use in shoebaths: fill shoebath container with LOW pH PHENOLIC 256 diluted at ½ ounce per gallon (1:256). Pre-clean nonporous rubber boots or impervious shoe covers, then expose to the germicidal detergent and allow to remain wet for 10 minutes by air drying.

ACCEPTED
with COMMENTS
in EPA Letter Dated:
MAY 24 1999

(POULTRY AND SWINE PREMISE USE)

Under the Federal Insecticide,
Fungicide, and Rodenticide Act as
amended, for the pesticide,
registered under EPA Reg. No. *211-62*

POULTRY AND ANIMAL INDUSTRY USE

FOR CLEANING AND DISINFECTION OF:

- EQUIPMENT including feeders, waterers, fans, racks, troughs, bins and buckets.
- VEHICLES including live haul poultry delivery truck, feed trucks, service person cars, tractors, and all other vehicles.
- HATCHERIES including floors, walls, equipment, incubators, hatchers, tray and buggies.
- SHOEBATH SANITIZERS including all entrances to buildings and hatcheries.

AREAS OF USE

SWINE AND CATTLE SANITATION

- Farrowing Barns and Areas
- Waterer & Feeder
- Blocks
- Nursery
- Creep Area
- Hauling Equipment

MISCELLANEOUS


- Horse Stables
- Sales Barn Stalls
- Dressing Plants
- Chutes/Loading Equipment
- Sick Pens
- Veterinary Hospitals
- Cat and Dog Kennels

General Disinfection Uses:

Can be used in the routine disinfection of hog houses, farrowing houses, finishing houses, growers, feeders and other equipment; horse stables and sick pens at race tracks or sale barns, hospital pens, calf pens and equipment. Recommended for disinfecting houses used for poultry, turkeys, ducks and game birds and for equipment used in brooding growing and laying quarters. Recommended for disinfecting dog and cat kennels as well as laboratory animal facilities, at veterinary hospitals, research laboratories and medical institutions. Recommended for spraying cattle pens, chutes loading equipment trucks and animal manure pits for the control of odor and ammonia.

Dressing Plant Use:

Recommended for disinfecting equipment, utensils, walls and floors in poultry and animal dressing plants. Equipment and utensils must be thoroughly rinsed with potable water before operations are resumed. Recommended for disinfecting offal rooms, exterior walls and loading platforms of dressing plants.



ACCEPTED
with COMMENTS
in EPA Letter Dated:
MAY 24 1999

(POULTRY, SWINE AND FARM USE)

Under the Federal Insecticide,
Fungicide, and Rodenticide Act as
amended, for the pesticide,
registered under EPA Reg. No. 211-62

CLEANING AND DISINFECTION

Thoroughly clean all surfaces with soap or detergent and rinse with water. Saturate all surfaces with the recommended disinfectant solution for a period of 10 minutes.

APPLICATION AND USE DILUTIONS

FARM PREMISE:

DO NOT USE IN MILKING STALLS, MILKING PARLORS OR MILK HOUSES.

1. Remove all animals and feed from premises, vehicles and enclosures. Remove all litter and manure from floors, walls, and surfaces of barns, pens, stalls, chutes, and other facilities and fixtures occupied or traversed by animals. Empty all troughs, racks, and other feeding and watering appliances. Thoroughly clean surfaces with soap or detergent and rinse with water.
2. Use 1/2 ounce of LOW pH PHENOLIC 256 per gallon of water (1 part LOW pH PHENOLIC 256 to 256 parts of water). Saturate all surfaces with the recommended solution for a period of 10 minutes.
3. Use 25-50 gallons of disinfectant solution per 1000 square feet of floor space. Totally immerse equipment to be treated in disinfectant solution. Ventilate building and other closed spaces. Do not house livestock or employ equipment until treatment has been absorbed, set or aired. Thoroughly scrub all treated feed racks, troughs, automatic feeder, fountains, and waterers with soap or detergent and rinse with potable water before reuse.

EQUIPMENT:

1. Empty all troughs, racks, feeding and watering bins, buckets and fountains.
2. Use 1/2 ounce of LOW pH PHENOLIC 256 per gallon of water (1 part LOW pH PHENOLIC 256 to 256 parts of water) to saturate all equipment. Allow to stand for 10 minutes then let air dry, or flush and wipe exterior surfaces with a cloth or sponge.

VEHICLES:

1. Clean all vehicles including mats, crates, cabs, and wheels with high pressure water and LOW pH PHENOLIC 256 solution.
2. Use 1/2 ounce of LOW pH PHENOLIC 256 per gallon of water (1 part LOW pH PHENOLIC to 256 parts of water) to treat all vehicles. Allow to stand for 10 minutes then let air dry, or flush and wipe exterior surfaces with a cloth or sponge.

HATCHERIES:

1. In the absence of eggs or chicks, clean all surfaces with soap and detergent, and rinse with potable water. Treat all surfaces thoroughly with LOW pH PHENOLIC 256 solution by scrubbing with brush under high water pressure with emphasis on cracks and moulding where fungus and mold are usually located.
2. Use 1/2 ounce of LOW pH PHENOLIC 256 per gallon of water (1 part LOW pH PHENOLIC 256 to 256 parts of water) to treat hatchers, setters, trays, racks, carts, sexing tables, delivery trucks and other hard surfaces. Leave all treated surfaces exposed to disinfectant solution for 10 minutes or more.
3. Do not introduce eggs or chicks until disinfectant solution has been absorbed or dried.
4. Thoroughly scrub treated surfaces with soap or detergent, and rinse with potable water before reuse.

SHOEBATHS:

1. For use in shoebaths: fill shoebath container with LOW pH PHENOLIC 256 diluted at 1/2 ounce per gallon (1:256). Pre-clean nonporous rubber boots or impervious shoe covers, then expose to the germicidal detergent and allow to remain wet for 10 minutes by air drying.

ACCEPTED
with COMMENTS
in EPA Letter Dated:
MAY 24 1999

Under the Federal Insecticide,
Fungicide, and Rodenticide Act as
amended, for the pesticide,
registered under EPA Reg. No.

(OPTIONAL SWINE AND POULTRY PREMISE USE)

211-62

DIRECTIONS FOR USE

It is a violation of Federal Law to use this product in a manner inconsistent with its labeling.


SWINE AND POULTRY BUILDINGS, HATCHERIES, DRESSING PLANTS

The first step in any sanitation program should be to remove gross contamination and debris. The efficacy of even the most efficient germicide/cleaner is reduced in the presence of heavy organic matter. Remove all animals, poultry, and feeds from buildings, vehicles and enclosures. Empty all troughs, racks and other feeding and watering equipment. Mix LOW pH PHENOLIC 256 at the rate of 1/2 ounce per gallon of water (1:256) and saturate all surfaces for 10 minutes. Use 25-50 gallons of disinfectant solution per 1000 square feet of floor space. Ventilate buildings and other closed spaces. Do not house livestock poultry or use equipment until treatment has been absorbed set or dried. Rinse equipment with potable water before reuse. Thoroughly scrub all treated feed racks, troughs, automatic feeders, fountains and waterers with soap or detergent and rinse with water before reuse.

In poultry and animal dressing plants, disinfect equipment, utensils, interior and exterior walls, floors, offal and loading platforms with LOW pH PHENOLIC 256 at the 1:256 dilution rate. Again, equipment and utensils must be thoroughly rinsed with potable water before reuse.

Equipment

Empty all troughs, racks and other feeding and watering appliances. Thoroughly clean all surfaces with soap or detergent and rinse with water. Mix 1/2 ounce of LOW pH PHENOLIC 256 disinfectant per gallon of water (1:256) and treat all equipment for 10 minutes or more. Thoroughly scrub treated feeding and watering appliances with soap or detergent and rinse with potable water before reuse. Clean all vehicles including mats, crates, cabs, and wheels with high pressure water and LOW pH PHENOLIC 256 (1:256 dilution). Leave all treated surfaces exposed to disinfectant solution for 10 minutes or more.



SANITIZING LIVESTOCK BUILDINGS USING FOGGING DEVICES

DO NOT USE IN MILKING STALLS, MILKING PARLORS, OR MILK HOUSES.


Remove all animals and feed from premises, vehicles, and enclosures. Remove all litter and manure from floors, walls, and surfaces of barns, pens, stalls, chutes, and other facilities and fixtures occupied or traversed by animals. Empty all troughs, racks, and other feeding and watering appliances. Thoroughly clean all surfaces with soap or detergent and rinse with water. Inspect to be sure that all people, poultry, livestock, and pets have left the building. Close all openings; windows, doors, louvers, curtains, etc. Be sure all exhaust fans are turned off. Mix one part LOW pH PHENOLIC 256 with two parts water in the reservoir of the fogger. With the setting on maximum output, fog the treatment into the area to be sanitized. Use a total of 1 gallon of LOW pH PHENOLIC 256 for each 6000-8000 square feet of floor area. In multi-story buildings, the application must be repeated for each floor that is to be sanitized. When fogging is completed, ventilate buildings, and other closed spaces. Do not house livestock or employ equipment until treatment has been absorbed, or dried. Thoroughly scrub all treated feed racks, mangers, troughs, automatic feeders, fountains, and waterers with soap or detergent, and rinse with potable water before reuse.

NOTE: The fog generated is irritating to the eyes, skin, and mucous membranes. Under no circumstances should a room or building be entered by anyone within two hours of the actual fogging. If the building must be entered, then the individuals entering the building must wear a self contained respirator approved by NIOSH / MSHA, goggles, long sleeves, and long pants.

Fogging is to be used as an adjunct to acceptable manual cleaning and disinfecting of room and machine surfaces.

ACCEPTED
with COMMENTS
in EPA Letter Dated:
MAY 24 1999

Under the Federal Insecticide,
Fungicide, and Rodenticide Act as
amended, for the pesticide,
registered under EPA Reg. No. **211-62**



SANITIZING HATCHERY ROOMS USING FOGGING DEVICES

Remove all animals and feed from premises, vehicles, and enclosures. Remove all litter and manure from floors, walls, and surfaces of the room to be treated. Empty all troughs, racks, and other feeding and watering appliances. Thoroughly clean all surfaces with soap or detergent and rinse with water. Close room off so fog is confined to room to be treated. Mix one part LOW pH PHENOLIC 256 to five parts water (½ gallon LOW pH PHENOLIC 256 to 2.5 gallons of water). Insert the nozzle of the fogger through a suitable opening into the room. With the setting in maximum output, fog one minute for each 4000 cubic feet of space in the room. When fogging is completed, ventilate buildings, and other closed spaces. Do not house livestock or employ equipment until treatment has been absorbed or dried. Thoroughly scrub all treated feed racks, mangers, troughs, automatic feeders, fountains, and waterers with soap or detergent, and rinse with potable water before reuse.

SANITIZING INCUBATORS AND HATCHERS USING FOGGING DEVICES


Mix 6 ounces LOW pH PHENOLIC 256 to 122 ounces water. Fog 3-8 ounces of this into setters and hatchers immediately after transfer. Repeat daily in setters and every 12 hours in hatchers. Discontinue hatcher treatments at least 24 hours prior to pulling the hatch. Do not allow people to contact or breathe this fog and do not enter until the fog has settled (30-60 minutes after fogging is completed). It is acceptable to fog setters and hatchers with a ½ ounce per gallon solutions of LOW pH PHENOLIC 256 on an hourly or every other hour basis. If this is done, fog for 30-90 seconds once per hour or once every two hours. When fogging is completed, ventilate buildings, and other closed spaces. Do not house livestock or employ equipment until treatment has been absorbed or dried. Thoroughly scrub all treated feed racks, mangers, troughs, automatic feeders, fountains, and waterers with soap or detergent, and rinse with potable water before reuse.

NOTE: The fog generated is irritating to the eyes, skins, and mucous membranes. Under no circumstances should a room or building be entered by anyone within two hours of the actual fogging. If the building must be entered, then the individuals entering the building must wear a self contained respirator approved by NIOSH/MSHA, goggles, long sleeves, and long pants.

Fogging is to be used as an adjunct to acceptable manual cleaning and disinfecting of room and machine surfaces.

ACCEPTED
with COMMENTS
in EPA Letter Dated:
MAY 24 1999

Under the Federal Insecticide,
Fungicide, and Rodenticide Act as
amended, for the pesticide,
registered under EPA Reg. No. 211-62



(HAIR SALON USE)

LOW pH PHENOLIC 256 is recommended for use on brushes, combs, rollers, tweezers, razors, clipper blades, manicure, pedicure, and other salon tools commonly found in beauty salons, barber shops, and hairstyling establishments.


LOW pH PHENOLIC 256 is effective for immersion disinfection of inanimate, non-porous surfaces. Use at a dilution of 1:256 (1/8 ounces of per 32 ounces of water, or 4 ml per liter)

DISINFECTION: Thoroughly clean and rinse instruments before immersion in disinfection solution. Immerse instruments completely for 10 minutes at room temperature (20°C/68°F). After immersion, remove instruments and rinse them thoroughly. Fresh solution should be prepared daily or more often if solution becomes visibly dirty.

CONFIRMATION: When tested with full immersion at room temperature for 10 minutes in a solution created as above, LOW pH PHENOLIC 256 was confirmed effective against Mycobacterium tuberculosis, Pseudomonas aeruginosa, Staphylococcus aureus, Salmonella choleraesuis, Trichophyton mentagrophytes, Staphylococcus aureus (methicillin resistant strain), Escherichia coli, and Herpes simplex type 2 on hard, nonporous surfaces.

ACCEPTED
with COMMENTS
in EPA Letter Dated:
MAY 24 1997

Under the Federal Insecticide,
Fungicide, and Rodenticide Act as
amended, for the pesticide,
registered under EPA Reg. No. 211-62




(HAIR SALON USE)

LOW pH PHENOLIC 256 is a dilutable germicidal detergent formulated to clean, disinfect, and deodorize any washable, inanimate, non-porous instrument or surface in one easy step. When used as directed, it is strong enough to kill a broad spectrum of pathogenic bacteria, yet mild enough to have no harmful effects on the surface being disinfected. LOW pH PHENOLIC 256 inhibits mold and mildew, and has a pleasant lavender fragrance.

LOW pH PHENOLIC 256 is recommended for use on nippers, brushes, combs, rollers, tweezers, razors, clipper blades, manicure, pedicure, and other implements commonly found in salons, including most plastics. When used as directed, this product is formulated to inhibit the development of rust on stainless steel instruments.

ACCEPTED
with COMMENTS
in EPA Letter Dated:
MAY 24 1999

Under the Federal Insecticide,
Fungicide, and Rodenticide Act as
amended, for the pesticide,
registered under EPA Reg. No. 211-62



(Alternative label text for center panel)


[Statements to be added only to labels of containers destined for aseptic controlled environments (clean rooms)]

Product and container sterilized and distributed by _____.

Sterile pharmaceutical clean room formula.

ACCEPTED
with COMMENTS
in EPA Letter Dated:
MAY 24 1999

Under the Federal Insecticide,
Fungicide, and Rodenticide Act as
amended, for the pesticide,
registered under EPA Reg. No. 211-62



(Alternative label text under directions for use)

*[Statements to be added only to label of containers
destined for aseptic controlled environments]*

LOW pH PHENOLIC 256 is acceptable for use by pharmaceutical and biotechnology industries; medical device manufacturers; hospitals and any health care institutions that are dedicated to controlling the hazards of cross contamination in their establishments. For use on hard, inanimate surfaces in aseptic filling and gowning rooms, general manufacturing areas, or on machinery, tables, counters, laminar flow benches, floors, walls, stainless steel, porcelain, glass, and chrome.


FUNGICIDAL: At 1/2 ounce per gallon of water, LOW pH PHENOLIC 256 is also effective against Trichophyton mentagrophytes pathogenic fungi in use areas as aseptic filling and gowning rooms, and general manufacturing areas or on any other hard, non-porous, inanimate environmental surfaces.

This product is not to be used as a terminal sterilant/high-level disinfectant on any surface or instrument that (1) is introduced directly into the human body, either into or in contact with the bloodstream or normally sterile areas of the body, or (2) contacts intact mucous membranes but which does not ordinarily penetrate the blood barrier or otherwise enter normally sterile areas of the body. This product may be used to preclean or decontaminate critical or semi-critical medical devices prior to sterilization or high-level disinfection.

ACCEPTED
with COMMENTS
in EPA Letter Dated:

MAY 24 1999

Under the Federal Insecticide,
Fungicide, and Rodenticide Act as
amended, for the pesticide,
registered under EPA Reg. No. **24-62**



21 8 21

VIRUCIDAL*

LOW pH PHENOLIC 256 is effective against the following viruses as confirmed by the A.O.A.C. use-dilution test, in hard water up to 400 ppm (calculated as CaCO₃) and in the presence of 5% organic soil load, at 20°C with an exposure time of 10 minutes:

- Canine Parvo Virus
- Feline Parvo Virus

ACCEPTED
with COMMENTS
in EPA Letter Dated:
MAY 24 1999

Under the Federal Insecticide,
Fungicide, and Rodenticide Act as
amended, for the pesticide,
registered under EPA Reg. No. **211-62**

