

(CENTER PANEL - REQUIRED)

**Medical Device Uses

TRI-CEN

GERMICIDAL DETERGENT WITH ORGANIC SOIL TOLERANCE

BACTERICIDAL - TUBERCULOCIDAL - PSEUDOMONACIDAL
GERMICIDAL - FUNGICIDAL - VIRUCIDAL* (Kills HIV-1)

An effective combination odor counteractant, soapless cleaner, and activated phenolic germicide

- Formulated for effective health care facility sanitation
- Formulated for effective hospital and health care facility sanitation
- Formulated for health care facilities
- Formulated for hospital and other health care facilities
- Formulated for Effective Cleaning and Decontamination Sanitation
- Formulated for Effective Aseptic Controlled Environment ("Clean Room") Sanitation

Active Ingredients

Sodium ortho-benzyl-para-chlorophenate.....	4.40%
Sodium ortho-phenylphenate.....	2.82%
Sodium para-tertiary-amylphenate.....	2.49%
Other Ingredients.....	90.29%
	100.00%


SEE BACK OR LEFT PANEL FOR ADDITIONAL PRECAUTIONARY STATEMENTS
KEEP OUT OF REACH OF CHILDREN

DANGER

Central Solutions, Inc.
PO Box 15276
3130 Brinkerhoff Road
Kansas City, KS 66115

EPA Reg. No. 211-36
EPA Est. No. 211-KS-1
Net Contents: X Gallons

ACCEPTED
APR 17 2001
Under the Federal Insecticide, Fungicide, and
Rodenticide Act as amended, for the
pesticide registered under
EPA Reg. No. 211-36



(BACK OR LEFT PANEL - REQUIRED)

PRECAUTIONARY STATEMENTS
Hazards to Humans and Domestic Animals

DANGER

Keep out of reach of children. Corrosive. Causes severe eye and skin damage. Do not get in eyes, on skin, or on clothing. Harmful if swallowed. Wear goggles or face shield and rubber gloves when handling. Avoid contamination of food. Remove and wash contaminated

STATEMENT OF PRACTICAL TREATMENT

In case of contact, immediately flush eyes or skin with plenty of water for at least 15 minutes. For eyes, call a physician. Remove and wash all contaminated clothing before reuse. If swallowed drink large quantities of water. Call a physician.

NOTE TO PHYSICIAN

Probable mucosal damage may contraindicate the use of gastric lavage. Measures against circulatory shock, respiratory depression and convulsion may be needed.

(Environmental Hazards statement for container sizes of 5 gallons or larger):

ENVIRONMENTAL HAZARDS

Do not discharge effluent containing this product into lakes, streams, ponds, estuaries, oceans, or other waters unless in accordance with the requirements of a National Pollutant Discharge Elimination System (NPDES) permit and the permitting authority has been notified in writing prior to discharge. Do not discharge effluent containing this product to sewer systems without previously notifying the local sewage treatment plant authority. For guidance contact your State Water Board or Regional Office of the EPA.

STORAGE AND DISPOSAL

Do not contaminate water, food or feed by storage or disposal.

STORAGE - Store in securely closed original container. Store in area that will prevent cross contamination of other pesticides, fertilizer, food and feed. Avoid storage at temperature extremes or in sunlight.

PESTICIDE DISPOSAL - Pesticide wastes are acutely hazardous. Improper disposal of excess pesticides is in violation of Federal Law. If these wastes cannot be disposed of by use according to label instructions, contact your Pesticide or Environmental Control Agency, or the hazardous waste representative at the nearest EPA Regional Office for guidance.

CONTAINER DISPOSAL - Triple rinse (or equivalent), then offer for recycling or reconditioning, or puncture and dispose of in a sanitary landfill, or incineration, or if allowed by state and local authorities, by burning. If burned, stay out of smoke.

(ALTERNATE - Use when container size less than 1 gallon):

STORAGE AND DISPOSAL - Do not contaminate water, food or feed by storage or disposal.

STORAGE - Store in securely closed original container. Avoid storage at temperature extremes or in sunlight.

PESTICIDE DISPOSAL - Securely wrap original container in several layers of newspaper and discard in trash.

CONTAINER DISPOSAL - Do not reuse container. Replace cap and discard container in trash.



DIRECTIONS FOR USE

It is a violation of federal law to use this product in a manner inconsistent with its labeling.

CLEANING AND DISINFECTION

For broad spectrum disinfection of gram negative and gram positive bacteria, including *Pseudomonas aeruginosa*, add 1 ounce TRI-CEN to the gallon of water. Remove heavy soil or gross filth then apply solution with a mop, cloth, sponge, or hand pump trigger sprayer, so as to wet the surface thoroughly. Allow to remain wet for 10 minutes and then let air dry. Allow to remain wet for 10 minutes and then let air dry. Where Tuberculocidal activity is required, clean the surface prior to application of the disinfectant solution. If higher detergency is desired, increase dilution to 2 ounces per gallon of water. Prepare a fresh solution for each use.

(OR)

For broad spectrum disinfection of gram negative and gram positive bacteria, including *Pseudomonas aeruginosa*, add 1 ounce TRI-CEN to the gallon or water. Remove heavy soil or gross filth then apply solution with a mop, cloth, sponge, or hand-pump trigger sprayer, so as to wet the surface thoroughly. Allow to remain wet for 10 minutes and then let air dry. Where Tuberculocidal activity is required, allow the disinfectant solution to remain on the surface for 15 minutes. If higher detergency is desired, increase dilution to 2 ounces per gallon of water. Prepare a fresh solution for each use.

TRI-CEN is a phosphate free, dilutable, effective germicidal detergent formulated for use where broad spectrum disinfection is required in the presence of moderate amounts of organic soil. TRI-CEN is effective in 10 minutes at 20° Celsius, in the presence of 5% blood serum, used to simulate organic soil. TRI-CEN's multi-phenolic formula is designed to clean, disinfect, and deodorize any washable, inanimate, non-porous surface in one easy step. When used as directed, TRI-CEN is strong enough to kill a broad spectrum of pathogenic bacteria; yet it is mild enough to have no harmful effects on the surface being disinfected, when used as directed.

TRI-CEN has been formulated for use on hard, nonporous, inanimate surfaces commonly found in facilities and areas such as hospitals, nursing homes, medical emergency rooms, blood banks, laboratories, veterinary clinics, animal shelters, kennels, ambulance and patient transfer vehicles, police and law enforcement vehicles, prisoner holding areas, offices, funeral homes, medical and dental offices, day care facilities, schools, restrooms, hotels, motels, restaurants, hair care shops and salons, and other establishments that disinfect to control the hazards of cross-contamination.

TRI-CEN is an effective disinfectant, deodorant, and air freshener in patient and resident rooms, utility areas, dressing rooms, hospital rooms, treatment rooms, restrooms, halls, public areas, and classrooms.

TRI-CEN may be used on any hard, inanimate surfaces such as walls, floors, door handles, medical bed surfaces, bed frames, mattress springs, wheelchairs, light switches, linen carts, stretcher wheels, hampers, telephones, cleanup carts, bassinets, dressing carts, toilet bowl surfaces, urinal surfaces, showers, bathtubs, counter tops, table tops, sinks, waste containers, lockers, desks, exterior surfaces of hydrotherapy bathing units, patient transfer equipment, patient scales, examination tables, dental chairs, medical lamps, stethoscopes, bedpans, blood donor chairs, crutches, instrument trays, operating tables, and other hard, nonporous surfaces that need disinfection to control the hazards of cross-contamination.


When used as directed, TRI-CEN may be used on hard, nonporous surfaces, materials, and components such as:

- Metals: Stainless steel, chrome plated steel, brass, copper, & aluminum)
- Plastics: Fiberglas™, Formica™, Nylon, ABS, Lexan™, Plexiglass™, Acrylics and Vinyl
- Porcelain, Glass, & ceramic tile
- Latex, enamel & epoxy painted surfaces
- Vinyl, Rubber, Terrazzo, marble, Ceramic Tile, Quarry Tile Floor Surfaces
- Urethane, Lacquer, and Shellac wood finished surfaces
- Other surfaces not harmed by water based cleaners.

****Medical Device Uses**

TRI-CEN is a general purpose disinfectant that may be used to clean and disinfect hard, non-porous, inanimate, non-critical medical and dental equipment surfaces. TRI-CEN may also be used to clean and/or decontaminate critical or semi-critical medical devices prior to sterilization or high-level disinfection.

This product is not to be used as a terminal sterilant/high level disinfectant on any surface or instrument that (1) is introduced directly into the human body, either into or in contact with the bloodstream or normally sterile areas of the body, or (2) contacts intact mucous membranes but which does not ordinarily penetrate the blood barrier or otherwise enter normally sterile areas of the body. This product may be used to preclean or decontaminate critical or semi-critical medical devices prior to sterilization or high level disinfection.



(Health Care Use)

EFFICACY PERFORMANCE

The broad spectrum efficacy of TRI-CEN has been confirmed using A.O.A.C. Protocol testing at a use-dilution of 1:128 in the presence of 5% blood serum (used to simulate organic soil load) at 20 degrees Celsius with an exposure time of 10 minutes.

GERMICIDAL:

TRI-CEN is effective against a broad spectrum of Gram positive and Gram negative pathogens as confirmed by the A.O.A.C. Use-Dilution test in the presence of 5% organic soil load at 20°C with an exposure time of 10 minutes against the following organisms:
Staphylococcus aureus *Salmonella choleraesuis* *Pseudomonas aeruginosa*

Pre-Diluted Solutions:

TRI-CEN is effective against the following organisms as confirmed by the A.O.A.C. Use-Dilution test, 28 days after dilution at 1:128, in the presence of 5% soil load at a 10 minute exposure time:
Staphylococcus aureus *Salmonella choleraesuis* *Pseudomonas aeruginosa*

Dilution storage containers should be cleaned between refills to avoid contamination problems associated with "topping off".

FUNGICIDAL:

TRI-CEN is effective against the following pathogenic fungi, as confirmed by the A.O.A.C. Use-Dilution test in the presence of 5% organic soil load at 20°C with an exposure time of 10 minutes, in use areas such as shower room floors, locker room benches, bathmats, or any other hard, nonporous, inanimate environmental surfaces:
Trichophyton mentagrophytes pathogenic fungi (the athlete's foot fungus)

TUBERCULOCIDAL:

TRI-CEN is effective against *Mycobacterium bovis (BCG)* as demonstrated through testing using the A.O.A.C. Method "Confirmative in Vitro Test for Determining Tuberculocidal Activity", in the presence of 5% organic soil load, at 20°C with an exposure time of 15 minutes.

(OR)

TRI-CEN is effective against *Mycobacterium bovis (BCG)* as demonstrated through testing using the A.O.A.C. Method "Confirmative in Vitro Test for Determining Tuberculocidal Activity", on pre-cleaned environmental surfaces, at 20°C with an exposure time of 10 minutes.

VIRUCIDAL*

TRI-CEN is effective against the following viruses on hard, nonporous, inanimate surfaces, as confirmed by the A.O.A.C. use-dilution test, in the presence of 5% organic soil load, at 20°C with an exposure time of 10 minutes:
HIV-1 (AIDS virus)

*KILLS HIV-1 ON PRE-CLEANED ENVIRONMENTAL SURFACES/OBJECTS PREVIOUSLY SOILED WITH BLOOD/BODY FLUIDS in health care settings or other settings in which there is an expected likelihood of soiling of inanimate surfaces/objects with blood or body fluids, and in which the surfaces/objects likely to be soiled with blood or body fluids can be associated with the potential for transmission of human immunodeficiency virus Type-1 (HIV-1) (associated with AIDS).

SPECIAL INSTRUCTIONS FOR CLEANING AND DECONTAMINATION AGAINST HIV-1 (AIDS VIRUS) OF SURFACES/OBJECTS SOILED WITH BLOOD/BODY FLUIDS.

PERSONAL PROTECTION:

Disposable gloves should be worn when cleaning blood, body fluids or contaminated items. Hands should be washed immediately and thoroughly after gloves are removed, or if hands are contaminated with blood or body fluids. Masks and protective eyewear or facemasks should be worn during cleaning procedures involving blood or body fluids. Gowns or aprons should be worn during cleaning procedures for protection against splashes of blood or other body fluids.

CLEANING PROCEDURE:


Blood and other body fluids must be thoroughly cleaned from surfaces and objects before application of the disinfectant. After cleaning is complete, follow disinfection directions described previously.

CONTACT TIME:

Leave surfaces wet for 10 minutes. Let air dry.

DISPOSAL OF INFECTIOUS MATERIALS:

Contaminated waste and blood and other body fluids should be autoclaved and disposed according to local, state, or federal regulations for infectious waste disposal.



(WHIRLPOOL BATHING USE)

DIRECTIONS FOR CLEANING FIBERGLASS BATH AND THERAPY EQUIPMENT: To remove body oils, dead tissue, hard water, and all other buildups of organic matter on inanimate surfaces after using the whirlpool unit, drain the water and refill with fresh water to just cover the intake opening. Add 1 ounce of TRI-CEN for each gallon of water in the unit at this point. Briefly start the pump and circulate the solution for 30 - 60 seconds. Turn off pump. After the unit has been thoroughly cleaned, drain solutions from the unit and rinse any/all cleaned surfaces with fresh water. Wash down the unit sides, seat of the chairlift, and any/all related equipment with a clean swab or sponge. The unit is ready for re-use. Product to surface contact time must be at least 10 minutes for proper sanitization. Where whirlpool units, drains, and intake valves cannot be disassembled and manually pre-cleaned, claims of antimicrobial activity are limited to sanitization.

When used as directed, TRI-CEN has been found effective for use on all fiberglass, stainless steel, and chrome plated surfaces of bath, therapy, and patient transfer equipment.

(HAIR SALON USE)

TRI-CEN is a dilutable germicidal detergent formulated to clean, disinfect, and deodorize any washable, inanimate, non-porous instrument or surface in one easy step. When used as directed, it is strong enough to kill a broad spectrum of pathogenic bacteria, yet mild enough to have no harmful effects on the surface being disinfected. PHENO-CEN inhibits mold and mildew, and has a pleasant fragrance.

TRI-CEN is recommended for use on nippers, brushes, combs, rollers, tweezers, razors, clipper blades, manicure, pedicure, and other implements commonly found in salons, including most plastics. When used as directed, this product is formulated to inhibit the development of rust on stainless steel instruments.

TRI-CEN is recommended for use on brushes, combs, rollers, tweezers, razors, clipper blades, manicure, pedicure, and other salon tools commonly found in beauty salons, barber shops, and hairstyling establishments.

TRI-CEN is effective for immersion disinfection of inanimate, non-porous surfaces. Use at a use dilution of 1:128 (1/4 ounce per 32 ounces of water, or 8 ml per liter).

DISINFECTION: Thoroughly clean and rinse instruments before immersion in disinfection solution. Immerse instruments completely for 10 minutes at room temperature (20°C/68°F). After immersion, remove instruments and rinse them thoroughly. Fresh solution should be prepared daily or more often if solution becomes visibly dirty.

CONFIRMATION: When tested with full immersion at room temperature for 10 minutes in a solution created as above, TRI-CEN was confirmed effective against *Mycobacterium tuberculosis*, *Pseudomonas aeruginosa*, *Staphylococcus aureus*, *Salmonella choleraesuis* and *Trichophyton mentagrophytes*.

For container sizes of 16 fluid ounces:
This product makes 64 quarts of disinfectant solution when diluted 1/4 oz. of disinfectant to 32 ounces of water (1 ounce of disinfectant to 128 ounces of water).



(MUSHROOM FARM PREMISE USE)

GERMICIDAL-DETERGENT WITH ORGANIC SOIL TOLERANCE
FORMULATED FOR MUSHROOM FARM SANITATION

TRI-CEN effectively kills fungi and bacteria which prove dangerous to mushroom crops.
DO NOT APPLY TO MUSHROOM CROP. DO NOT APPLY TO COMPOST OR CASING.
USE ONLY AS DIRECTED

General Information

TRI-CEN is a phosphate free, germicidal detergent effective in the presence or moderate amounts of organic soil on a variety of surfaces found at mushroom farms. TRI-CEN's tri-phenolic formula is designed for one-step cleaning and disinfecting of hard inanimate non-porous environmental surfaces. TRI-CEN is strong enough to have no harmful effects on the surfaces being treated when used as directed.

Areas of Use

TRI-CEN has been designed for use between crops on surfaces that do not come in contact with the crop. Areas of intended use include tools, breezeways and track alleys before spawning, inside and outside walls of mushroom houses, lofts, floors, storage sheds, spawning machines, tampers and casing rings. Use of TRI-CEN should be limited to areas where compost and mushrooms are not present.

DIRECTIONS FOR USE

It is a violation of Federal Law to use this product in a manner inconsistent with its labeling

SITE PREPARATION

The first step in any on-going sanitation program should be the removal of gross contamination and debris. This may be accomplished using a shovel, broom, or vacuum depending on the area to be disinfected. The efficacy of even the most efficient germicidal cleaner is reduced in the presence of heavy organic matter.

CLEANING AND DISINFECTION

For all general cleaning and disinfection, use 1 ounce of TRI-CEN per gallon of water (1:128 dilution). Apply TRI-CEN as a spray, wetting surfaces thoroughly. Treated surfaces should be allowed to remain wet for 10 minutes and let air dry. For heavily soiled areas, a precleaning step is required. Prepare a fresh solution for each use. When greater detergent action is desired, dilute TRI-CEN two ounces of concentrate to each gallon of water. Heavily soiled areas may require repeated cleaning before treatment.

Apply TRI-CEN only on surfaces that DO NOT come in contact with the crop. USE AS A PREMISES SPRAY, DO NOT APPLY TO THE CROP, COMPOST, OR CASING. Rinse treated surfaces with potable water before they contact the crop, compost or casing.


EFFICACY PERFORMANCE

GERMICIDAL:

TRI-CEN has been tested and found effective against bacteria detrimental to the mushroom crop including:
Pseudomonas fluorescens (Biotype G).....Bacterial Blotch Disease
Pseudomonas aeruginosa.....Mummy Disease

FUNGICIDAL:

Fungi specific to the mushroom industry which TRI-CEN has been tested against and found effective include:
Verticillium fungicola.....(Verticillium disease, Brown spot or Fungus spot)
Mycogone perniciosa.....(Mycogone disease or Wet bubble)
Tricoderma viride.....(Tricoderma spot, Tricoderma blotch, Tricoderma mildew, Green mold)
Dactylium dendroides.....(Hypomyces mildew, Cobweb, Soft decay)



(POULTRY AND SWINE PREMISE USE)

Formulated for Effective Poultry & Swine Premise Sanitation

DIRECTIONS FOR USE

It is a violation of Federal Law to use this product in a manner inconsistent with its labeling

SITE PREPARATION

The first step in any ongoing sanitation program should be the removal of gross contamination and debris. This may be accomplished using a shovel, broom, or vacuum, depending on the area to be disinfected. The efficacy of even the most efficient germicidal cleaner is reduced in the presence of heavy organic matter. Once the heavy debris is eliminated, disinfection can be accomplished in a single step.

CLEANING AND DISINFECTION

For all general cleaning and disinfection, use 1 ounce of TRI-CEN per gallon of water (1:128 dilution). Apply TRI-CEN using a cloth, mop, or pressure sprayer so as to thoroughly wet surface to be disinfected. Allow to remain wet for 10 minutes and then let air dry. For heavily soiled areas, a precleaning step is required.

EFFICACY PERFORMANCE

The broad spectrum efficacy of TRI-CEN has been confirmed using A.O.A.C. protocol testing at a use-dilution of 1:128 in the presence of 5% blood serum (used to simulate organic soil load), at 20°C with an exposure time of 10 minutes.

GERMICIDAL

TRI-CEN is effective against the broad spectrum of Gram positive and Gram negative pathogens including: *Staphylococcus aureus*, *Pseudomonas aeruginosa*, *Salmonella choleraesuis*

FUNGICIDAL

TRI-CEN's fungicidal efficacy has been confirmed through testing using the A.O.A.C. Fungicidal Test against the following pathogenic fungi: *Trichophyton mentagrophytes*

*VIRUCIDAL

Virucidal testing using prescribed EPA testing procedures has verified TRI-CEN's effectiveness against the following viruses commonly associated with poultry and swine areas including: *Pseudorabies Virus*, *Avian Bronchitis Virus*, *Hog Cholera Virus*, *Avian Laryngotracheitis Virus*, *Avian Herpes Virus 2 (Marek's Disease)*

AREAS OF USE

POULTRY PREMISE SANITATION (HATCHERIES)

- | | | | |
|---------------------|-----------------------------|-------------------|------------------------|
| -Egg Receiving Area | -Tray Dumping Area | -Egg Holding Area | -Chick Procession Area |
| -Setter Room | -Chick Holding Room or Area | -Hatchery Room | -Chick Loading Area |
| -Poultry Buildings | -Hauling Equipment | | |

APPLICATION AND USE DILUTIONS

POULTRY HOUSES:

1. Remove all poultry and feeds from premises, trucks, coops, and crates. Remove all litter and droppings from floors, walls, and surfaces of facilities occupied or traversed by poultry. Empty all troughs, racks, and other feeding and watering appliances. Thoroughly clean all surfaces with soap or detergent and rinse with water.
2. Use 1 ounce of TRI-CEN per gallon of water. Saturate surfaces with the recommended disinfecting solution for a period of 10 minutes. Immerse all halters, ropes, and other types of equipment used in handling and restraining animals or poultry, as well as cleaned forks, shovels, and scrapers used for removing litter and manure, in the recommended use solution. Ventilate buildings, cars, boats, coops, and other closed spaces in which the product has been used. Do not house livestock or poultry or employ equipment until treatment has been absorbed, set or dried. Thoroughly scrub treated feed racks, troughs, automatic feeders, fountains and waterers with soap or detergent, and rinse with potable water before reuse.

HATCHERIES:

1. Use 1 ounce of TRI-CEN per gallon of water to treat hatcher, setters, trays, racks, carts, sexing tables, delivery trucks and other hard surfaces. Leave all treated surfaces exposed to the disinfectant solution for 10 minutes or more.

EQUIPMENT:


1. Empty all troughs, rack, feeding and watering bins, buckets and fountains.
2. Use 1 ounce of TRI-CEN per gallon of water to treat all equipment.
3. Leave all treated surfaces exposed to the disinfectant solution for 10 minutes or more.

VEHICLES:

1. Clean all vehicles including mats, crates, cabs and wheels with high pressure water and TRI-CEN disinfectant. Use 1 ounce per gallon of water to treat all vehicles.
2. Leave all treated surfaces exposed to the disinfectant solution for 10 minutes or more.

SHOEBATHS SANITIZER:

1. Shoebaths sanitizer containing one inch of freshly made disinfectant solution should be placed at all entrances to buildings and hatcheries. Change the disinfectant solution in the bath daily or when solution appears dirty.



(POULTRY, SWINE AND FARM USE)

APPLICATION AND USE DILUTIONS

FARM PREMISE:

DO NOT USE IN MILKING STALLS, MILKING PARLORS OR MILK HOUSES.

1. Remove all animals and feed from premises, vehicles and enclosures. Remove all litter and manure from floors, walls, and surfaces of barns, pens, stalls, chutes, and other facilities and fixtures occupied or traversed by animals or poultry. Empty all troughs, racks, and other feeding and watering appliances. Thoroughly clean surfaces with soap or detergent and rinse with water.
2. Use 1 ounce of TRI-CEN per gallon of water (1 part TRI-CEN to 128 parts of water). Leave all treated surfaces exposed to the disinfectant solution for 10 minutes or more.
3. Use 25-50 gallons of disinfectant solution per 1000 square feet of floor space. Totally immerse equipment to be treated in disinfectant solution. Ventilate buildings, cars, boats, and other closed spaces in which the product has been used. Do not house livestock or poultry or employ equipment until treatment has been absorbed, set or dried. Thoroughly scrub all treated feed racks, troughs, mangers, automatic feeder, fountains, and waterers with soap or detergent and rinse with potable water before reuse.

EQUIPMENT:

1. Empty all troughs, racks, feeding and watering bins, buckets and fountains.
2. Use 1 ounce of TRI-CEN per gallon of water (1 part TRI-CEN to 128 parts of water) to saturate all equipment. Immerse all halters, ropes, and other types of equipment used in handling and restraining animals or poultry, as well as cleaned forks, shovels, and scrapers used for removing litter and manure, in the recommended use solution.
3. Leave all treated surfaces exposed to the disinfectant solution for 10 minutes or more.

VEHICLES:

1. Clean all vehicles including mats, crates, cabs, and wheels with high pressure water and TRI-CEN solution.
2. Use 1 ounce of TRI-CEN per gallon of water (1 part TRI-CEN to 128 parts of water) to treat all vehicles. Leave all treated surfaces exposed to the disinfectant solution for 10 minutes or more.

HATCHERIES:

1. In the absence of eggs or chicks, clean all surfaces with soap and detergent, and rinse with potable water. Treat all surfaces thoroughly with TRI-CEN solution by scrubbing with brush under high water pressure with emphasis on cracks and molding where fungus and mold are usually located.
2. Use 1 ounce of TRI-CEN per gallon of water (1 part TRI-CEN to 256 parts of water) to treat hatchers, setters, trays, racks, carts, sexing tables, delivery trucks and other hard surfaces. Leave all treated surfaces exposed to the disinfectant solution for 10 minutes or more.
3. Do not introduce eggs or chicks until disinfectant solution has been absorbed, set, or dried.
4. Thoroughly scrub treated surfaces with soap or detergent, and rinse with potable water before reuse.

SHOEBATHS SANITIZER:

1. Shoebaths containing one inch of freshly made disinfectant solution should be placed at all entrances to buildings and hatcheries. Change the disinfectant solution in the bath daily or when solution appears dirty.

(OPTIONAL SWINE AND POULTRY PREMISE USE)

DIRECTIONS FOR USE

It is a violation of Federal Law to use this product in a manner inconsistent with its labeling.

SWINE AND POULTRY BUILDINGS, HATCHERIES, DRESSING PLANTS

The first step in any sanitation program should be to remove gross contamination and debris. The efficacy of even the most efficient germicide/cleaner is reduced in the presence of heavy organic matter. Remove all animals, poultry, and feeds from buildings, vehicles and enclosures. Empty all troughs, racks and other feeding and watering equipment. Mix TRI-CEN at the rate of 1 ounce per gallon of water (1:128) and saturate all surfaces for 10 minutes. Use 25-50 gallons of disinfectant solution per 1000 square feet of floor space. Ventilate buildings and other closed spaces. Do not house livestock poultry or use equipment until treatment has been absorbed set or dried. Rinse equipment with potable water before reuse. Thoroughly scrub all treated feed racks, troughs, automatic feeders, fountains and waterers with soap or detergent and rinse with potable water before reuse.

In poultry and animal dressing plants, disinfect equipment, utensils, interior and exterior walls, floors, offal and loading platforms with TRI-CEN at the 1:128 dilution rate. Again, equipment and utensils must be thoroughly rinsed with potable water before reuse.

EQUIPMENT

Empty all troughs, racks and other feeding and watering appliances. Immerse all halters, ropes, and other types of equipment used in handling and restraining animals or poultry, as well as cleaned forks, shovels, and scrapers used for removing litter and manure, in the recommended use solution. Thoroughly clean all surfaces with soap or detergent and rinse with water. Mix 1 ounce of TRI-CEN disinfectant per gallon of water (1:128) and treat all equipment for 10 minutes or more. Thoroughly scrub treated feeding and watering appliances with soap or detergent and rinse with potable water before reuse. Clean all vehicles including mats, crates, cabs, and wheels with high pressure water and TRI-CEN (1:128 dilution). Leave all treated surfaces exposed to disinfectant solution for 10 minutes or more. Ventilate buildings, cars, boats, and other closed spaces in which the product has been used. Do not house livestock or poultry or employ equipment until treatment has been absorbed, set, or dried.



(POULTRY AND ANIMAL INDUSTRY USE)

FOR CLEANING AND DISINFECTION OF:

EQUIPMENT including feeders, waterers, fans, racks, troughs, bins and buckets. VEHICLES including live haul poultry delivery truck, feed trucks, service person cars, tractors, and all other vehicles.
HATCHERIES including floors, walls, equipment, incubators, hatchers, tray and buggies. SHOEBATHS including all entrances to buildings and hatcheries.

AREAS OF USE

SWINE AND CATTLE SANITATION

- Farrowing Barns and Areas
- Waterer & Feeder
- Blocks
- Nursery
- Creep Area
- Hauling Equipment

MISCELLANEOUS

- Horse Stables
- Sales Barn Stalls
- Dressing Plants
- Chutes/Loading Equipment
- Sick Pens
- Veterinary Hospitals
- Cat and Dog Kennels

General Disinfection Uses:

Can be used in the routine disinfection of hog houses, farrowing houses, finishing houses, growers, feeders and other equipment; horse stables and sick pens at race tracks or sale barns, hospital pens, calf pens and equipment. Disinfecting houses used for poultry, turkeys, ducks and game birds and for equipment used in brooding growing and laying quarters. Disinfecting dog and cat kennels as well as laboratory animal facilities, at veterinary hospitals, research laboratories and medical institutions. Spraying cattle pens, chutes loading equipment trucks and animal manure pits for the control of odor and ammonia.

Dressing Plant Use:

Disinfect equipment, utensils, walls and floors in poultry and animal dressing plants. Equipment and utensils must be thoroughly rinsed with potable water before operations are resumed. Disinfect offal rooms, exterior walls and loading platforms of dressing plants.

FOR CLEANING AND DISINFECTION OF:

EQUIPMENT including feeders, waterers, fans, racks, troughs, bins and buckets. VEHICLES including live haul poultry delivery truck, feed trucks, service person cars, tractors, and all other vehicles.
HATCHERIES including floors, walls, equipment, incubators, hatchers, tray and buggies. SHOEBATHS including all entrances to buildings and hatcheries.



(AQUACULTURE USE)

Germicidal-Detergent Formulated For Disinfecting Tools, Equipment, and Surfaces in Greenhouses, Micropropagation Laboratories, Aquaculture and Hydroponic Farms Facilities, or Plants.

WARNING!!!
****MUST NOT COME IN CONTACT WITH EDIBLE CROPS****

GENERAL INFORMATION:

TRI-CEN disinfectant is a phosphate free, germicidal detergent effective in the presence of moderate amounts of organic soil on a variety of surfaces found in greenhouses, micropropagation laboratories, aquaculture and hydroponic farms. TRI-CEN's multisynthetic phenolic formula is designed for one-step cleaning and disinfecting hard inanimate nonporous surfaces. TRI-CEN is strong enough to kill a broad spectrum of plant pathogens and pests, yet mild enough to have no harmful effects on the surfaces being treated when as directed.

AREAS OF USE:

TRI-CEN is designed to be used between crops, or between daily work procedures on surfaces, tools and equipment that do not come in contact with edible crops. Areas of intended use include tools, floors, walls, bench tops, potting areas, headhouses, dry storage areas, sheds, barns, automated potting equipment, cultivating and planting equipment, pruning and budding equipment, pallets and pallet moving equipment. DO NOT APPLY TO CROP, SOIL OR GROWING MEDIA IN WHICH A CROP GROWS OR WILL BE GROWN! To assure compliance, rinse treated surfaces and tools potable water before they contact the crop or the substrate in which the crop is or will be growing.

DIRECTIONS FOR USE

It is a violation of Federal Law to use this product in a manner inconsistent with its labeling.

SITE PREPARATION

The first step in any on-going sanitation program should be the removal of gross contamination and debris. This may be accomplished using a shovel, broom, or vacuum depending on the area to be disinfected. The efficacy of even the most efficient germicidal cleaner is reduced in the presence of heavy organic matter. Once the heavy debris eliminated, disinfection can be accomplished in a single step.

CLEANING AND DISINFECTION

For all general cleaning and disinfection, use 1 ounce of TRI-CEN per gallon of water (1:128 solution). Apply TRI-CEN using a cloth, mop, or pressure sprayer so as to thoroughly wet surface to be disinfected. Allow to remain wet for 10 minutes and then let air dry. For heavily soiled areas, a precleaning step is required. Prepare a fresh solution for each use.

EFFICACY PERFORMANCE

The broad spectrum efficacy of TRI-CEN has been confirmed using A.O.A.C. protocol testing at a use-dilution of 1:128 in the presence of 5% blood serum (used to simulate organic soil load), at 20 degrees Celsius with an exposure time of 10 minutes.

GERMICIDAL


TRI-CEN has been tested and is effective against bacteria recognized as detrimental to a variety of crops grown in controlled environments. Bacterial plant pathogens found susceptible to the killing power of TRI-CEN include:

- Pseudomonas soianacearum*...Southern Bacterial Wilt
- Pseudomonas cichorii*.....Bacterial Leaf Spot and Blight
- Erwinia caratovora*.....Soft Rot
- Erwinia chrysanthemi*.....Soft Rot, Leaf Spot, Bacterial Blight
- Agrobacterium tumefaciens*.....Crown Gall
- Xanthomonas pelargoni*.....Bacterial Blight
- Xanthomonas campestris*.....Stem Rot, Leaf Spot, Bacterial Blight

FUNGICIDAL

Common fungal pathogens of plants found to be effectively controlled by TRI-CEN include:

- Botrytis cinerea*.....Grey Mold, Stem Rot, Bulb Rot, Flower or Blossom Blight, Storage Rot, Leaf Blight
- Fusarium oxysporum*.....Fusarium Wilt
- Phytophthora cinnamomi*...Phytophthora root rot
- Phthium ultimum*.....Damping off, Soft Rot, Root Rot
- Rhizoctonia solani*.....Damping off, Stem Rot, Wire Stem, Root Rot
- Verticillium albo-atrum*.....Verticillium Wilt



(INSTRUMENT CLEANING AND DECONTAMINATION USE)**DISINFECTANT CLEANER - FOR ULTRASONIC USE - INSTRUMENT PRESOAK
DISINFECTANT ULTRASONIC CLEANER CONCENTRATE**

An effective multi-phenolic germicide for cleaning metal and/or ceramic instruments at chairside and immersion decontamination. **MAKES (X) GALLONS** - The contents of this bottle dilute to make (X) gallons. (X) liters cleaning and decontamination solution. **NOT RECOMMENDED FOR PLASTIC AND RUBBER.**

- *Use as a chairside pre-soak for instruments
- *Prevents drying of blood, serum and debris
- *Won't discolor instruments or surface
- *This product makes (X) gallons (X will depend on the size of container)
- *Use as a holding solution prior to ultrasonic cleaning
- *Promotes safer instrument handling
- *Pleasantly scented

DIRECTIONS FOR USE

It is a violation of Federal Law to use this product in a manner inconsistent with its labeling.

USE:

TRI-CEN instrument pre-soak is an effective germicide detergent for immersion cleaning of non-critical instruments or appliances and/or decontamination of critical or semi-critical inanimate, non-porous surfaces on instruments and appliances prior to terminal sterilization or high-level disinfection. Use at a dilution of 1:128 (¼ ounce of TRI-CEN per quart of water or 8 ml per liter).

DILUTION:

Remove outer cap and seal. While holding bottle by its neck, twist off the inner cap and discard. Replace outer cap loosely. Gently squeeze the lower chamber until the upper reservoir is filled to the desired level (¼ oz per quart of water, or 8 ml per liter of water). Pour the concentrate into the tray or ultrasonic tank and add water to the recommended level.

CHAIRSIDE PRE-SOAK:

Place soiled instrument in holding tray solution until ready to be cleaned. Rinse items prior to ultrasonic cleaning.

PRE-CLEANING AND DECONTAMINATION OF SEMI-CRITICAL/CRITICAL MEDICAL DEVICES such as dental burs, preformed dental clasps, preformed dental crowns, dental retentive and splinting pins, dental hand instruments, endodontic stabilizing splints, and intraoral dental drills (note: semi-critical and critical medical devices need to be terminally sterilized):

Thoroughly clean and rinse instruments to remove excess debris, preferably in a ultrasonic cleaner, before immersing in freshly prepared cleaning and/or decontamination solution. Cleanse and rinse the lumens or any hollow instruments before filling with solution. Avoid entrapment of air bubbles. All instruments and devices must be rinsed and rough dried before immersion in the decontamination solution. After immersion, remove instruments and rinse them thoroughly prior to terminal sterilization or high level disinfection. Prepare a fresh solution daily, or sooner, if solution is visibly dirty.

For cleaning and/or decontamination (prior to terminal sterilization or high level disinfection) of inanimate, nonporous surfaces of dental and laboratory instruments and appliances in ultrasound equipment, use TRI-CEN at a dilution of 1:128 (1 ounce TRI-CEN per gallon of water), (¼ ounce TRI-CEN per quart of water). Fill tank or beaker with water to recommended level. Fill upper reservoir of dispenser bottle to correct level to attain use dilution, and add to tank or beaker. Add pre-cleaned instruments to solution so surfaces remain water for 10 minutes. Always cover tank or beaker when unit is operating. Always turn off machine when removing items. Operate the ultrasonic cleaner no more than 15 minutes to minimize vaporization. Do not allow solution to overheat. Prepare a fresh solution daily, or sooner, if solution is visibly dirty. Do not mix with other chemicals. Clean and rinse tank daily.

This product is not to be used as a terminal sterilant / high-level disinfectant on any surface or instrument that (1) is introduced directly into the human body, either into or in contact with the bloodstream or normally sterile areas of the body, or (2) contacts intact mucous membranes but which does not ordinarily penetrate the blood barrier or otherwise enter normally sterile areas of the body. This product may be used to pre-clean or decontaminate critical or semi-critical medical devices prior to sterilization or high-level disinfection.

DISINFECTION OF NON-CRITICAL MEDICAL DEVICES such as dental mixing spatulas, equipment trays, dental operating light fixtures and handles, instrument control panels, extraoral orthodontic headgears, orthodontic plastic brackets, and other non-critical, hard, nonporous, inanimate surfaces:

Thoroughly clean and rinse instruments to remove excess debris, preferably in an ultrasonic cleaner before immersing in freshly prepared disinfectant solution. Immerse instruments completely for 10 minutes at room temperature (20°C/68°F) to destroy a broad spectrum of Gram positive and Gram negative bacteria, pathogenic fungi, and Mycobacterium tuberculosis. Prepare a fresh holding solution daily, or sooner if solution is visibly dirty.

For disinfection of inanimate, nonporous surfaces of non-critical dental and laboratory instruments and appliances in ultrasound equipment, use TRI-CEN at a dilution of 1:128 (1 ounce TRI-CEN per gallon of water), (¼ ounce TRI-CEN per quart of water). Fill tank or beaker with water to recommended level. Fill upper reservoir of dispenser bottle to correct level to attain use dilution, and add to tank or beaker. Add pre-cleaned instruments to solution so surfaces remain water for 10 minutes. Always cover tank or beaker when unit is operating. Always turn off machine when removing items. Operate the ultrasonic cleaner no more than 15 minutes to minimize vaporization. Do not allow solution to overheat. Prepare a fresh solution daily, or sooner, if solution is visibly dirty. Do not mix with other chemicals. Clean and rinse tank daily.



[Statements to be added only to labels of containers destined for aseptic controlled environments (clean rooms)]

TRI-CEN is acceptable for use by pharmaceutical and biotechnology industries; medical device manufacturers; hospitals and any health care institutions that are dedicated to controlling the hazards of cross contamination in their establishments. For use on hard, inanimate surfaces in aseptic filling and gowning rooms, general manufacturing areas, or on machinery, tables, counters, laminar flow benches, floors, walls, stainless steel, porcelain, glass, and chrome.

GERMICIDAL:

At 1 ounce per gallon of water, TRI-CEN is effective against a broad spectrum of Gram positive and Gram negative pathogens as confirmed by the A.O.A.C. Use-Dilution test in the presence of 5% organic soil load at 20°C with an exposure time of 10 minutes against the following organisms:

- | | | |
|---------------------------------|-----------------------------------|---------------------------------|
| <i>Staphylococcus aureus</i> | <i>Pseudomonas aeruginosa</i> | <i>Salmonella choleraesuis</i> |
| <i>Saccharomyces cerevisiae</i> | <i>Neisseria meningitidis</i> | <i>Hemophilus influenzae</i> |
| <i>Bacillus subtilis</i> | <i>Staphylococcus epidermidis</i> | <i>Streptococcus pneumoniae</i> |
| <i>Escherichia coli</i> | | |

FUNGICIDAL:

TRI-CEN is effective against the following pathogenic fungi, as confirmed by the A.O.A.C. Use-Dilution test in the presence of 5% organic soil load at 20°C with an exposure time of 10 minutes, in use areas such as aseptic filling and gowning rooms, and general manufacturing areas, or any other hard, nonporous, inanimate environmental surfaces:

- Trichophyton mentagrophytes*
- Candida albicans*

This product is not to be used as a terminal sterilant / high-level disinfectant on any surface or instrument that (1) is introduced directly into the human body, either into or in contact with the bloodstream or normally sterile areas of the body, or (2) contacts intact mucous membranes but which does not ordinarily penetrate the blood barrier or otherwise enter normally sterile areas of the body. This product may be used to preclean or decontaminate critical or semi-critical medical devices prior to sterilization or high-level disinfection.

(Alternative label text for center panel):

Product and container sterilized and distributed by _____.

Sterile pharmaceutical clean room formula.

