

UNITED STATES ENVIRONMENTAL PROTECTION AGENCY

OCT 23 2003

Mr. Paul Nobrega
Director, Regulatory Services
Central Solutions, Inc.
3130 Brinkerhoff Road
Kansas City, KS 66115

Subject: **Pheno-Cen Germicidal Detergent**
EPA Registration Number 211-25
Your Application for Notification dated August 30, 2002
Per PR Notice 98-10

Dear Mr. Nobrega:

This letter acknowledges receipt of your notification of label changes submitted under the provisions of PR Notice 98-10, FIFRA section 3 © 9.

Proposed Notification:


- Addition of statement clarifying the proper dilution ration for the product
- Revision of statement to further clarify the proper dilution ration to the end-user of the product

General Comment:

The notification application is accepted. A copy has been inserted into your file for future reference.

Should you have any questions or comments concerning this letter, please contact me at (703) 308-6422, or Renae Whitaker at (703) 308-7003.

Sincerely,



Adam Heyward
Product Manager (34)
Regulatory Management Branch II

CONCURRENCES Antimicrobials Division (7510C)

SYMBOL								
SURNAME								
DATE								



CENTRAL SOLUTIONS, INC.

2/17

34

913.621.6542
1.800.255.0262
Fax 913.621.7031
3130 Brinkerhoff Rd
Kansas City, Kansas 66115
www.centraisolutions.com

Formulation • Development • Production

CERTIFIED MAIL; RETURN RECEIPT REQUESTED

August 30, 2002

Document Processing Desk (NOTIF)
Office of Pesticide Programs (7504C)
U.S. Environmental Protection Agency
Ariel Rios Building
1200 Pennsylvania Avenue, N.W.
Washington, DC 20460-0001

**Subject: Notification Amendment
Pheno-Cen Germicidal Detergent (EPA Reg. No. 211-25)**

Dear Sir or Madam:

Enclosed with this cover note are the necessary documents to apply for a notification amendment for the above referenced product.

Please note that there are only two changes to the label, as listed below:

1. On the front panel, we would like for certain customers to have the option of adding the following statement, for purposes of further clarifying the proper dilution ratio for the product:

"Use at a dilution of 1:256 (1/2 ounce per gallon of water)."

2. On page 12 of 12, the currently accepted label reads as follows:

"PHENO-CEN is effective for immersion disinfection of hard, non-porous, inanimate surfaces. Use at a dilution of 1:256."

For purposes of further clarifying the proper dilution ratio to the end-user, we would like to revise the statement to read as follows:


"PHENO-CEN is effective for immersion disinfection of hard, non-porous, inanimate surfaces. Use at a dilution of 1:256 (1/2 ounce per gallon of water)."

I trust if you have any questions regarding this notification amendment, you will contact me without hesitation.

Thank you for your consideration.

Best Regards,

Paul Nobrega
Director, Regulatory Services





3/17

CENTRAL SOLUTIONS, INC.

Formulation • Development • Production

913.621.6542
1.800.255.0262
Fax 913.621.7031
3130 Brinkerhoff Rd
Kansas City, Kansas 66115
www.centraisolutions.com

TRANSMITTAL DOCUMENT

1. **NAME AND ADDRESS OF SUBMITTER:** Central Solutions, Inc.
3130 Brinkerhoff Road
Kansas City, KS 66115


2. **PRODUCT NAME:** Pheno-Cen Germicidal Detergent

3. **EPA REGISTRATION NUMBER:** 211-25


4. **REGULATORY ACTION TO BE TAKEN:** Expansion & clarification of proper use-dilution

5. **TRANSMITTAL DATE:** August 30, 2002

6. **LIST OF SUBMISSIONS:**
 - 1) Administrative materials
 - Transmittal Document
 - EPA Form 8570-1
 - Statement of Compliance with PR Notice 95-2
 - 2) One (1) copy of proposed labeling

7. **COMPANY OFFICIAL:** Paul Nobrega
Signature:  _____

8. **COMPANY NAME:** Central Solutions, Inc.
P.O. Box 15276
3130 Brinkerhoff Road
Kansas City, KS 66115



Read instructions on reverse before completing form.

Form Approved. OMB No. 2070-0060. Approval expires 2-28-95



United States Environmental Protection Agency Washington, DC 20460

Registration Amendment Other

OPP Identifier Number

Application for Pesticide - Section I

1. Company/Product Number 211-25
2. EPA Product Manager Adam Heyward
3. Proposed Classification None Restricted
4. Company/Product (Name) Pheno-Cen Germicidal Detergent
5. Name and Address of Applicant Central Solutions, Inc.
6. Expedited Review...

Section - II

Amendment - Explain below. Resubmission in response to Agency letter dated. Notification - Explain below. Final printed labels in response to Agency letter dated. Me Too Application. Other - Explain below.

Explanation: Use additional page(s) if necessary. (For section I and Section II.) Textual clarification of proper use-dilution

Section - III

1. Material This Product Will Be Packaged In: Child-Resistant Packaging, Unit Packaging, Water Soluble Packaging, 2. Type of Container, 4. Size(s) Retail Container, 5. Location of Label Directions, 6. Manner in Which Label is Affixed to Product

Section - IV

1. Contact Point (Complete items directly below for identification of individual to be contacted, if necessary, to process this application.) Name Paul J. Nobrega, Title Director, Regulatory Services, Telephone No. (include Area Code), Certification, 2. Signature, 3. Title, 4. Typed Name, 5. Date August 30, 2002, 6. Date Application Received (Stamp)



CENTRAL SOLUTIONS, INC.

913.621.6542
1.800.255.0262
Fax 913.621.7031
3130 Brinkerhoff Rd
Kansas City, Kansas 66115
www.centraisolutions.com

Formulation • Development • Production

Subject: Notification Amendment, EPA Reg. No. 211-25"
Registered Name: "Pheno-Cen Germicidal Detergent"


"This notification is consistent with the provisions of PR Notice 95-2 and EPA Regulations at 40 CFR 152.46, and no other changes have been made to the labeling or the confidential statement of formula of this product. I understand that it is a violation of 18 U.S.C. Sec. 1001 to willfully make a false statement to EPA. I further understand that if this notification is not consistent with the terms of PR Notice 95-2 and 40 CFR 152.46, this product may be in violation of FIFRA and I may be subject to enforcement action and penalties under sections 12 and 14 of FIFRA."

Paul J. Nobrega
Director, Regulatory Services

08-30-02

Date

PN:dbs



6/17

(Administrative Note: The following text is required for all labeling, regardless of target market)

PHENO-CEN

Germicidal / Detergent With Organic Soil Tolerance
Tuberculocidal - Germicidal - Pseudomonacidal
Fungicidal - Virucidal* (Kills HIV-1) - Bactericidal

NOTIFICATION
Date Reviewed: 10-17-02
Reviewed By: [Signature]

ACTIVE INGREDIENTS:	
Potassium ortho-benzyl parachlorophenate.....	8.03%
Potassium ortho-phenylphenate.....	6.28%
Potassium para-tertiary-amylphenate.....	4.30%
OTHER INGREDIENTS.....	81.39%
	100.00%

SEE SIDE PANEL FOR ADDITIONAL PRECAUTIONARY STATEMENTS

Keep Out of Reach of Children
DANGER

Manufactured By:
Central Solutions, Inc.
3130 Brinkerhoff Road
Kansas City, KS 66115


EPA Reg. No. 211-25
EPA Est. No. 211-KS-1

NET CONTENTS: X GALLONS

120580492

(Administrative Note: The following text is optional for the front panel of all labeling, regardless of target market)

Use at a dilution of 1:256 (1/2 ounce per gallon of water).



(Administrative Note: The following text is required for all labeling, regardless of target market)

DANGER

FIRST AID

If in eyes	<ul style="list-style-type: none"> Hold eye open and rinse slowly and gently with water for 15-20 minutes. Remove contact lenses, if present, after the first 5 minutes, then continue rinsing. Call a poison control center or doctor for further treatment advice.
If inhaled	<ul style="list-style-type: none"> Move person to fresh air. If person is not breathing, call 911 or an ambulance, then give artificial respiration, preferably by mouth-to-mouth, if possible. Call a poison control center or doctor for further treatment advice.
If on skin or clothing	<ul style="list-style-type: none"> Take off contaminated clothing. Rinse skin immediately with plenty of water for 15-20 minutes Call a poison control center or doctor for further treatment advice.
If swallowed	<ul style="list-style-type: none"> Call a poison control center or doctor immediately for treatment advice. Have person sip a glass of water if able to swallow Do not induce vomiting unless told to by a Poison Control Center or doctor. Do not give anything by mouth to an unconscious person
HOTLINE NUMBER	
In case of emergency, call your local poison control center or a doctor. Have the product container or label with you when calling a Poison Control Center or doctor or going in for treatment.	
NOTE TO PHYSICIAN	
Probable mucosal damage may contraindicate the use of gastric lavage. Measures against circulatory shock, respiratory depression, and convulsion may be needed.	

Product Questions? Call 1-800-255-0282 during normal business hours (8am-5pm, CST)

PRECAUTIONARY STATEMENTS

Hazards to Humans and Domestic Animals

Corrosive. Causes irreversible eye damage or skin burns. Harmful if swallowed or absorbed through skin or inhaled. Do not get in eyes, on skin, or on clothing. Avoid breathing spray mist. Wear goggles or face shield. Wear protective clothing (long-sleeve shirt and long pants, socks, plus shoes and chemical resistant gloves such as water proof gloves). Wash hands before eating, drinking, chewing gum, using tobacco, or using the toilet. Remove contaminated clothing and wash before reuse.

PERSONAL PROTECTIVE EQUIPMENT (PPE)

Handlers must wear: Coveralls over long-sleeved shirt and long pants; socks and chemical resistant shoes; goggles or face shield and chemical resistant gloves (such as barrier laminate, butyl rubber, nitrile rubber, neoprene rubber, polyvinyl chloride, or viton). Follow manufacturer's instructions for cleaning/maintaining Personal Protective Equipment (PPE). If no such instructions exist, use detergent and hot water. Keep and wash PPE separately from other laundry.

USER SAFETY REQUIREMENTS

Users should wash hands before eating, drinking, chewing gum, using tobacco, or using the toilet. Users should remove PPE immediately after handling this product. Wash the outside of the gloves before removing. As soon as possible, wash thoroughly and change into clean clothing. Users should remove clothing immediately if pesticide gets inside. Then wash thoroughly and put on clean clothing.

PHYSICAL AND CHEMICAL HAZARDS

Combustible. Do not use or store the product near heat or open flame.

(Use Environmental Hazards statement on containers containing ≥ 5 gallons of product):

ENVIRONMENTAL HAZARDS

Do not discharge effluent containing this product into lakes, streams, ponds, estuaries, oceans, or other waters unless in accordance with the requirements of a National Pollutant Discharge Elimination System (NPDES) permit and the permitting authority has been notified in writing prior to discharge. Do not discharge effluent containing this product to sewer systems without previously notifying the local sewage treatment plant authority. For guidance contact your State Water Board or Regional Office of the EPA. This product is toxic to fish and aquatic organisms.

STORAGE AND DISPOSAL

Do not contaminate water, food, or feed by storage or disposal.

PESTICIDE STORAGE - Store in a securely closed original container. Store in area that will prevent cross contamination of other pesticides, fertilizer, food, and feed. Avoid storage at temperature extremes or in sunlight.

PESTICIDE DISPOSAL - "Pesticide wastes are acutely hazardous. Improper disposal of excess pesticide, spray mixture, or rinsate is a violation of Federal Law. If these wastes cannot be disposed of by use according to label instructions, contact your State Pesticide or Environmental Control Agency, or the Hazardous Waste representative at the nearest EPA Regional Office for guidance."

CONTAINER DISPOSAL - Triple rinse (or equivalent), then offer for recycling or reconditioning, or puncture and dispose of in a sanitary landfill, or incineration, or, if allowed by state and local authorities, by burning. If burned, stay out of smoke.


(ALTERNATE - Use when container size less than 1 gallon):

PESTICIDE STORAGE AND DISPOSAL - Do not contaminate water, food or feed by storage or disposal.

PESTICIDE STORAGE - Store in securely closed original container. Avoid storage at temperature extremes or in sunlight.

PESTICIDE DISPOSAL - Securely wrap original container in several layers of newspaper and discard in trash.

CONTAINER DISPOSAL - Do not reuse container. Replace cap and discard container in trash.



(Administrative Note: The following text is required for labeling destined for the human health care and/or institutional markets. If the customer desires to delete claims against select, specific organisms, it must do so with the approval of the basic registrant.)

DIRECTION FOR USE

It is a violation of Federal Law to use this product in a manner inconsistent with its labeling.

This product is not to be used as a terminal sterilant / high-level disinfectant on any surface or instrument that (1) is introduced directly into the human body, either into or in contact with the bloodstream or normally sterile areas of the body, or (2) contacts intact mucous membranes but which does not ordinarily penetrate the blood barrier or otherwise enter normally sterile areas of the body. This product may be used to pre-clean or decontaminate critical or semi-critical medical devices prior to sterilization or high-level disinfection.

CLEANING AND DISINFECTION

General Precautions and Restrictions

For broad spectrum disinfection of gram negative and gram positive bacteria, including *Pseudomonas aeruginosa*, add ¼ ounce PHENO-CEN per 1 gallon of water. Remove heavy soil or gross filth then apply solution with a mop, cloth, or sponge so as to wet surface thoroughly. Do not apply this product in a way that will contact workers or other persons. Only protected handlers may be in the area during application. Allow to remain wet for 10 minutes and then air dry. If higher detergency is desired, increase dilution to 1 ounce per gallon of water.

EFFICACY PERFORMANCE

The broad spectrum efficacy of PHENO-CEN has been confirmed using A.O.A.C. protocol testing at a use-dilution of 1:256 in the presence of 5% blood serum (used to simulate organic soil load), at 20°C with an exposure time of 10 minutes.

GERMICIDAL:

PHENO-CEN is effective against a broad spectrum of Gram positive and Gram negative pathogens as confirmed against *Salmonella choleraesuis*, *Staphylococcus aureus*, and *Pseudomonas aeruginosa* by the A.O.A.C. Use-Dilution test, in the presence of 5% organic soil load at 20°C with an exposure time of 10 minutes.

FUNGICIDAL:

At ¼ ounce per gallon of water, PHENO-CEN is effective against *Trichophyton mentagrophytes* (the athlete's foot fungus), in use areas such as shower room floors, locker room benches, bathmats, or any other hard, nonporous, inanimate environmental surfaces. At ¼ ounce per gallon of water, PHENO-CEN is effective against *Candida albicans*.

TUBERCULOCIDAL:

PHENO-CEN is effective against *Mycobacterium bovis* (BCG) as demonstrated through testing using the A.O.A.C. Method "Confirmative in Vitro Test for Determining Tuberculocidal Activity" in 10 minutes at 20°C.

VIRUCIDAL

*KILLS HIV-1 ON PRE-CLEANED ENVIRONMENTAL SURFACES/OBJECTS PREVIOUSLY SOILED WITH BLOOD/BODY FLUIDS in health care settings or other settings in which there is an expected likelihood of soiling of inanimate surfaces/objects with blood or body fluids, and in which the surfaces/objects likely to be soiled with blood or body fluids can be associated with the potential for transmission of human immunodeficiency virus Type-1 (HIV-1) (associated with AIDS).

SPECIAL INSTRUCTIONS FOR CLEANING AND DECONTAMINATION AGAINST HIV-1 (AIDS VIRUS) OF SURFACES/OBJECTS SOILED WITH BLOOD/BODY FLUIDS.

PERSONAL PROTECTION: Clean-up should always be done wearing protective latex gloves, gowns, masks, and eye protection.

CLEANING PROCEDURE: Blood and other body fluids must be thoroughly cleaned from surfaces and objects before application of the disinfectant.

CONTACT TIME: Leave surface wet for 10 minutes with a ¼ ounce per gallon use-dilution (1:256), PHENO-CEN and water.

DISPOSAL OF INFECTIOUS MATERIALS: Blood, body fluids, cleaning materials, and clothing should be autoclaved and disposed according to local regulations for infectious waste disposal.

PELIGRO: Si no puede leer en ingles, pregunte a su supervisor sobre las instrucciones de uso apropiadas antes de trabajar con este producto.

9/17

(Administrative Note: The following text is optional for labeling destined for the human health care and/or institutional markets)

- Formulated for effective health care facility sanitation
- Formulated for effective hospital and health care facility sanitation
- Formulated for health care facilities
- Formulated for hospital and other health care facilities

PHENO-CEN is a phosphate free, dilutable, hospital germicidal-detergent effective in 10 minutes at 20° C, in the presence of 5% blood serum, used to simulate organic soil. PHENO-CEN's multi-phenolic formula is designed to clean, disinfect, and deodorize any washable, inanimate, non-porous surface in one easy step. When used as directed, PHENO-CEN is strong enough to kill a broad spectrum of pathogenic bacteria, yet it is mild enough to have no harmful effects on the surface being disinfected, when used as directed.

PHENO-CEN is a germicidal detergent formulated for use where broad spectrum disinfection is required in the presence of moderate amounts of organic soil.

PHENO-CEN is recommended for use by hospitals, nursing homes, and other health care institutions that are dedicated to controlling the hazards of cross contamination in their establishments. For use on any hard, inanimate surface in patient rooms, restrooms, halls, veterinary offices, animal shelters, kennels, prisoner holding areas, funeral homes, dental offices, day care facilities and public areas on carts, bed frames, walls, floors, stainless steel, porcelain, glass, and chrome.

PHENO-CEN is a phosphate free, dilutable, effective germicidal detergent formulated for use where broad spectrum disinfection is required in the presence of moderate amounts of organic soil. PHENO-CEN is effective in 10 minutes at 20° Celsius, in the presence of 5% blood serum, used to simulate organic soil. PHENO-CEN's multi-phenolic formula is designed to clean, disinfect, and deodorize any washable, inanimate, non-porous surface in one easy step. When used as directed, PHENO-CEN is strong enough to kill a broad spectrum of pathogenic bacteria, yet it is mild enough to have no harmful effects on the surface being disinfected, when used as directed.

PHENO-CEN has been formulated for use on hard, nonporous, inanimate surfaces commonly found in facilities and areas such as hospitals, nursing homes, medical emergency rooms, blood banks, laboratories, veterinary clinics, animal shelters, kennels, ambulance and patient transfer vehicles, police and law enforcement vehicles, prisoner holding areas, offices, funeral homes, medical and dental offices, day care facilities, schools, restrooms, hotels, motels, restaurants, hair care shops and salons, and other establishments that disinfect to control the hazards of cross-contamination.

PHENO-CEN is an effective disinfectant, deodorant, and air freshener in patient and resident rooms, utility areas, dressing rooms, hospital rooms, treatment rooms, restrooms, halls, public areas, and classrooms.

PHENO-CEN may be used on any hard, inanimate surfaces such as walls, floors, door handles, medical bed surfaces, bed frames, mattress springs, wheelchairs, light switches, linen carts, stretcher wheels, hampers, telephones, cleanup carts, bassinets, dressing carts, toilet bowl surfaces, urinal surfaces, showers, bathtubs, counter tops, table tops, sinks, waste containers, lockers, desks, exterior surfaces of hydrotherapy bathing units, patient transfer equipment, patient scales, examination tables, dental chairs, medical lamps, stethoscopes, bedpans, blood donor chairs, crutches, instrument trays, operating tables, and other hard, nonporous surfaces that need disinfection to control the hazards of cross-contamination.

Non-Critical Medical Devices

Q5.5-5.5NPB-2.5HW is a general purpose disinfectant that may be used to clean and disinfect hard, non-porous, inanimate, non-critical medical and dental equipment surfaces. Q5.5-5.5NPB-2.5HW may also be used to clean and/or decontaminate critical or semi-critical medical devices prior to sterilization or high-level disinfection.

(Administrative Note: The following text is required for labeling destined for mushroom farm markets)

**GERMICIDAL-DETERGENT WITH ORGANIC SOIL TOLERANCE
FORMULATED FOR MUSHROOM FARM SANITATION**

PHENO-CEN effectively kills fungi and bacteria which prove dangerous to mushroom crops.

**DO NOT APPLY TO MUSHROOM CROP.
DO NOT APPLY TO COMPOST OR CASING.
*USE ONLY AS DIRECTED***

EFFICACY PERFORMANCE

GERMICIDAL:

PHENO-CEN has been tested and found effective against bacteria detrimental to the mushroom crop including:
Pseudomonas fluorescens (Biotype G)...Bacterial Blotch Disease
Pseudomonas aeruginosa.....Mummy Disease

FUNGICIDAL:

Fungi specific to the mushroom industry which PHENO-CEN has been tested and found effective include:
Verticillium fungicola.....(Verticillium disease, Brown spot, or Fungus Spot)
Mycogone perniciosa.....(Mycogone disease, or Wet Bubble)
Trichoderma viride.....(Trichoderma spot, Trichoderma blotch, Trichoderma mildew, Green mold)
Dactylium dendroides.....(Hypomyces mildew, Cobweb, Soft decay)

GENERAL INFORMATION

PHENO-CEN is a phosphate free, germicidal detergent effective in the presence of moderate amounts of organic soil on a variety of surfaces found at mushroom farms. PHENO-CEN's tri-phenolic formula is designed for one-step cleaning and disinfecting on hard, inanimate, nonporous environmental surfaces. PHENO-CEN is strong enough to kill a broad spectrum of microbial mushroom pests, yet mild enough to have no harmful effects on the surface being treated when used as directed.

AREAS OF USE

PHENO-CEN has been designed for use between crops on surfaces that do not come in contact with the crop. Areas of intended use include tools, breezeways, and track alleys before spawning, inside and outside walls of mushroom houses, lofts, floors, storage sheds, spawning machines, tampers, and casing rings. Use of PHENO-CEN should be limited to areas where compost and mushrooms are not present.

DIRECTIONS FOR USE

It is a violation of Federal Law to use this product in a manner inconsistent with its labeling

General Precautions and Restrictions


Do not apply this product in a way that will contact workers or other persons, either directly or by drift. Only protected handlers may be in the area during application. Following application as a low pressure or high pressure spray, do not enter or allow others to enter the treated areas until sprays have dried

CLEANING AND DISINFECTION

The first step in any on-going sanitation program should be the removal of gross contamination and debris. This may be accomplished using a shovel, broom, or vacuum, depending on the area to be disinfected. The efficacy of even the most efficient germicidal cleaner is reduced in the presence of heavy organic matter.

For all general cleaning and disinfection, use 1/2 ounce of PHENO-CEN per gallon of water (1:256 dilution). Apply PHENO-CEN as a spray, wetting surfaces thoroughly. Treated surfaces should be allowed to remain wet for 10 minutes and let air dry. For heavily soiled areas, a pre-cleaning step is required. When greater detergent action is desired, dilute PHENO-CEN one ounce of concentrate to each gallon of water. Heavily soiled areas may require repeated cleaning before treatment.

Apply PHENO-CEN only on surfaces that DO NOT come in contact with the crop. USE AS A PREMISES SPRAY, DO NOT APPLY TO THE CROP, COMPOST, OR CASING. Rinse treated surfaces with potable water before they contact the crop, compost, or casing.



(Administrative Note: The following PPE Statement is required for any poultry, swine, or farm premise use with fogging applications)

PERSONAL PROTECTIVE EQUIPMENT (PPE)

Handlers must wear: Coveralls over long-sleeved shirt and long pants; socks and chemical resistant shoes; goggles or face shield and chemical resistant gloves (such as barrier laminate, butyl rubber, nitrile rubber, neoprene rubber, polyvinyl chloride, or viton).

USER SAFETY REQUIREMENTS

Users must wash hands before eating, drinking, chewing gum, using tobacco, or using the toilet. Users must remove PPE immediately after handling this product. Wash the outside of the gloves before removing. As soon as possible, wash thoroughly and change into clean clothing.

PHYSICAL AND CHEMICAL HAZARDS

Combustible. Do not use or store the product near heat or open flame.

(Administrative Note: The following text is required for labeling destined for poultry, cattle, or swine premise use)

Formulated for Effective Poultry & Swine Premise Sanitation

DIRECTIONS FOR USE

It is a violation of Federal Law to use this product in a manner inconsistent with its labeling

SITE PREPARATION

The first step in any ongoing sanitation program should be the removal of gross contamination and debris. This may be accomplished using a shovel, broom, or vacuum, depending on the area to be disinfected. The efficacy of even the most efficient germicidal cleaner is reduced in the presence of heavy organic matter. Once the heavy debris is eliminated, disinfection can be accomplished in a single step.

CLEANING AND DISINFECTION

For all general cleaning and disinfection, use 1/2 ounce of PHENO-CEN per gallon of water (1:256 dilution). Apply PHENO-CEN using a cloth, mop, or pressure sprayer so as to thoroughly wet surface to be disinfected. Do not apply this product in a way that will contact workers or other persons, either directly or by drift. Only protected handlers may be in the area during application. Allow to remain wet for 10 minutes and then let air dry. Following application as a low or high pressure spray, do not enter or allow others to enter the treated area until sprays have dried. For heavily soiled areas, a pre-cleaning step is required.

EFFICACY PERFORMANCE

The broad spectrum efficacy of PHENO-CEN has been confirmed using A.O.A.C. protocol testing at a use-dilution of 1:256 in the presence of 5% blood serum (used to simulate organic soil load), at 20°C with an exposure time of 10 minutes.

GERMICIDAL

PHENO-CEN is effective against the broad spectrum of Gram positive and Gram negative pathogens including:

Staphylococcus aureus	Escherichia coli	Pseudomonas aeruginosa
Salmonella pullorum	Salmonella choleraesuis	Salmonella gallinarum
Mycoplasma synoviae	Bordetella avium	Mycoplasma gallisepticum
Pasteurella multocida	Pseudomonas fragi	

FUNGICIDAL

PHENO-CEN's fungicidal efficacy has been confirmed through testing using the A.O.A.C. Fungicidal Test against the pathogenic fungi, Trichophyton mentagrophytes and Aspergillus fumigates.

***VIRUCIDAL**

Virucidal testing using prescribed EPA testing procedures has verified PHENO-CEN's effectiveness against the following viruses commonly associated with poultry and swine areas including:

Avian Influenza Virus	Avian Herpes Virus 2 (Marek's Disease)	Avian Bronchitis Virus
Hog Cholera Virus	Avian Laryngotracheitis Virus	Pseudorabies Virus
Avian Reovirus	African Swine Fever Virus	
	Porcine Reproductive & Respiratory System Virus (PRRS)	

AREAS OF USE

POULTRY PREMISE SANITATION (HATCHERIES)

- Egg Receiving Area
- Tray Dumping Area
- Egg Holding Area
- Chick Processing Area
- Setter Room
- Chick Holding Room or Area
- Hatchery Room
- Chick Loading Area
- Poultry Buildings
- Hauling Equipment

APPLICATION AND USE DILUTIONS

POULTRY HOUSES:

1. Remove all poultry and feeds from premises, trucks, coops, and crates. Remove all litter and droppings from floors, walls, and surfaces of facilities occupied or traversed by poultry. Empty all troughs, racks, and other feeding and watering appliances. Thoroughly clean all surfaces with soap or detergent and rinse with water.
2. Use 1/2 ounce of PHENO-CEN per gallon of water. Saturate surfaces with the recommended disinfecting solution for a period of 10 minutes. Immerse all halters, ropes, and other types of equipment used in handling and restraining animals or poultry, as well as cleaned forks, shovels, and scrapers used for removing litter and manure, in the recommended use solution. Ventilate buildings, cars, boats, coops, and other closed spaces in which the product has been used. Do not house livestock or poultry or employ equipment until treatment has been absorbed, set or dried. Thoroughly scrub treated feed racks, troughs, automatic feeders, fountains and waterers with soap or detergent, and rinse with potable water before reuse

(Administrative Note: The following text is required for labeling destined for poultry, cattle, or swine premise use)

HATCHERIES:

- 1. Use ¼ ounce of PHENO-CEN per gallon of water to treat hatches, setters, trays, racks, carts, sexing tables, delivery trucks and other hard surfaces. Leave all treated surfaces exposed to the disinfectant solution for 10 minutes or more.

EQUIPMENT:

- 1. Empty all troughs, rack, feeding and watering bins, buckets and fountains.
- 2. Use ¼ ounce of PHENO-CEN per gallon of water to treat all equipment.
- 3. Leave all treated surfaces exposed to the disinfectant solution for 10 minutes or more.

VEHICLES:

- 1. Clean all vehicles including mats, crates, cabs and wheels with high pressure water and PHENO-CEN disinfectant. Use ¼ ounce per gallon of water to treat all vehicles.
- 2. Leave all treated surfaces exposed to the disinfectant solution for 10 minutes or more.

SHOEBATHS SANITIZER:

Shoebaths sanitizer containing one inch of freshly made disinfectant solution should be placed at all entrances to buildings and hatcheries. Change the disinfectant solution in the bath daily or when solution appears dirty

FOR CLEANING AND DISINFECTION OF:

EQUIPMENT including feeders, waterers, fans, racks, troughs, bins and buckets. **VEHICLES** including live haul poultry delivery truck, feed trucks, service person cars, tractors, and all other vehicles.

HATCHERIES including floors, walls, equipment, incubators, hatches, tray and buggies. **SHOEBATHS** including all entrances to buildings and hatcheries.

AREAS OF USE

SWINE AND CATTLE SANITATION

- Farrowing Barns and Areas
- Waterer & Feeder
- Blocks
- Nursery
- Creep Area
- Hauling Equipment

MISCELLANEOUS

- Horse Stables
- Sales Barn Stalls
- Dressing Plants
- Chutes/Loading Equipment
- Sick Pens
- Veterinary Hospitals
- Cat and Dog Kennels

General Disinfection Uses:

Can be used in the routine disinfection of hog houses, farrowing houses, finishing houses, growers, feeders and other equipment; horse stables and sick pens at race tracks or sale barns, hospital pens, calf pens and equipment. Disinfecting houses used for poultry, turkeys, ducks and game birds and for equipment used in brooding growing and laying quarters. Disinfecting dog and cat kennels as well as laboratory animal facilities, at veterinary hospitals, research laboratories and medical institutions. Spraying cattle pens, chutes loading equipment trucks and animal manure pits for the control of odor and ammonia.

Dressing Plant Use:

Disinfect equipment, utensils, walls and floors in poultry and animal dressing plants. Equipment and utensils must be thoroughly rinsed with potable water before operations are resumed. Disinfect ofal rooms, exterior walls and loading platforms of dressing plants.

(Administrative Note: The following text is required for labeling destined for poultry, swine, or farm premise use)

APPLICATION AND USE DILUTIONS

Do not apply this product in a way that will contact workers or other persons, either directly or by drift.. Only protected handlers may be in the area during application. Following application as a low or high pressure spray, do not enter or allow others to enter the treated area until sprays have dried.

FARM PREMISE:

DO NOT USE IN MILKING STALLS, MILKING PARLORS OR MILK HOUSES.

- 1. Remove all animals and feed from premises, vehicles and enclosures. Remove all litter and manure from floors, walls, and surfaces of barns, pens, stalls, chutes, and other facilities and fixtures occupied or traversed by animals or poultry. Empty all troughs, racks, and other feeding and watering appliances. Thoroughly clean surfaces with soap or detergent and rinse with water.
- 2. Use ¼ ounce of PHENO-CEN per gallon of water (1 part PHENO-CEN to 256 parts of water). Leave all treated surfaces exposed to the disinfectant solution for 10 minutes or more.
- 3. Use 25-50 gallons of disinfectant solution per 1000 square feet of floor space. Totally immerse equipment to be treated in disinfectant solution. Ventilate buildings, cars, boats, and other closed spaces in which the product has been used. Do not house livestock or poultry or employ equipment until treatment has been absorbed, set or dried. Thoroughly scrub all treated feed racks, troughs, mangers, automatic feeder, fountains, and waterers with soap or detergent and rinse with potable water before reuse.

EQUIPMENT:

- 1. Empty all troughs, racks, feeding and watering bins, buckets and fountains.
- 2. Use ¼ ounce of PHENO-CEN per gallon of water (1 part PHENO-CEN to 256 parts of water) to saturate all equipment. Immerse all halters, ropes, and other types of equipment used in handling and restraining animals or poultry, as well as cleaned forks, shovels, and scrapers used for removing litter and manure, in the recommended use solution.
- 3. Leave all treated surfaces exposed to the disinfectant solution for 10 minutes or more.

VEHICLES:

- 1. Clean all vehicles including mats, crates, cabs, and wheels with high pressure water and PHENO-CEN solution.
- 2. Use ½ ounce of PHENO-CEN per gallon of water (1 part PHENO-CEN to 256 parts of water) to treat all vehicles. Leave all treated surfaces exposed to the disinfectant solution for 10 minutes or more.

(Administrative Note: The following text is required for labeling destined for poultry or swine premise use)

HATCHERIES:

1. In the absence of eggs or chicks, clean all surfaces with soap and detergent, and rinse with potable water. Treat all surfaces thoroughly with PHENO-CEN solution by scrubbing with brush under high water pressure with emphasis on cracks and moulding where fungus and mold are usually located.
2. Use 1/4 ounce of PHENO-CEN per gallon of water (1 part PHENO-CEN to 256 parts of water) to treat hatching, setters, trays, racks, carts, sexing tables, delivery trucks and other hard surfaces. Leave all treated surfaces exposed to the disinfectant solution for 10 minutes or more.
3. Do not introduce eggs or chicks until disinfectant solution has been absorbed, set, or dried.
4. Thoroughly scrub treated surfaces with soap or detergent, and rinse with potable water before reuse.

SHOEBATHS SANITIZER:

1. Shoebath containing one inch of freshly made disinfectant solution should be placed at all entrances to buildings and hatcheries. Change the disinfectant solution in the bath daily or when solution appears dirty.

(Administrative Note: The following text is required for labeling destined for poultry or swine premises with fogging applications)

DIRECTIONS FOR USE

It is a violation of Federal Law to use this product in a manner inconsistent with its labeling.

SWINE AND POULTRY BUILDINGS, HATCHERIES, DRESSING PLANTS

The first step in any sanitation program should be to remove gross contamination and debris. The efficacy of even the most efficient germicide/cleaner is reduced in the presence of heavy organic matter. Remove all animals, poultry, and feeds from buildings, vehicles and enclosures. Empty all troughs, racks and other feeding and watering equipment. Mix PHENO-CEN at the rate of 1/4 ounce per gallon of water (1:256) and saturate all surfaces for 10 minutes. Use 25-50 gallons of disinfectant solution per 1000 square feet of floor space. Ventilate buildings and other closed spaces. Do not house livestock poultry or use equipment until treatment has been absorbed set or dried. Rinse equipment with potable water before reuse. Thoroughly scrub all treated feed racks, troughs, automatic feeders, fountains and waterers with soap or detergent and rinse with potable water before reuse.

In poultry and animal dressing plants, disinfect equipment, utensils, interior and exterior walls, floors, offal and loading platforms with PHENO-CEN at the 1:256 dilution rate. Again, equipment and utensils must be thoroughly rinsed with potable water before reuse.

Equipment

Empty all troughs, racks and other feeding and watering appliances. Immerse all halters, ropes, and other types of equipment used in handling and restraining animals or poultry, as well as cleaned forks, shovels, and scrapers used for removing litter and manure, in the recommended use solution. Thoroughly clean all surfaces with soap or detergent and rinse with water. Mix 1/4 ounce of PHENO-CEN disinfectant per gallon of water (1:256) and treat all equipment for 10 minutes or more. Thoroughly scrub treated feeding and watering appliances with soap or detergent and rinse with potable water before reuse. Clean all vehicles including mats, crates, cabs, and wheels with high pressure water and PHENO-CEN (1:256 dilution). Leave all treated surfaces exposed to disinfectant solution for 10 minutes or more. Ventilate buildings, cars, boats, and other closed spaces in which the product has been used. Do not house livestock or poultry or employ equipment until treatment has been absorbed, set, or dried.

SANITIZING LIVESTOCK BUILDINGS USING FOGGING DEVICES

DO NOT USE IN MILKING STALLS, MILKING PARLORS, OR MILK HOUSES.

Remove all animals and feed from premises, vehicles, and enclosures. Remove all litter and manure from floors, walls, and surfaces of barns, pens, stalls, chutes, and other facilities and fixtures occupied or traversed by animals or poultry. Empty all troughs, racks, and other feeding and watering appliances. Thoroughly clean all surfaces with soap or detergent and rinse with water. Inspect to be sure that all people, poultry, livestock, and pets have left the building. Close all openings; windows, doors, louvers, curtains, etc. Be sure all exhaust fans are turned off. Mix one part PHENO-CEN with two parts water in the reservoir of the fogger. With the setting on maximum output, fog the treatment into the area to be sanitized. Use a total of 1 gallon of PHENO-CEN for each 6000-8000 square feet of floor area. In multi-story buildings, the application must be repeated for each floor that is to be sanitized. Thoroughly scrub all treated feed racks, mangers, troughs, automatic feeders, fountains, and waterers with soap or detergent, and rinse with potable water before reuse. Thoroughly ventilate entire enclosed area following application. Do not enter, nor allow other persons to enter, house livestock, or use equipment in the treated area until ventilation is complete and any liquid has been absorbed, set, or dried. For entry into fogged areas before ventilation is complete and the fog has completely dissipated, all persons must wear the personal protective equipment, including a full-face respirator, required for applicators and other handlers.

NOTE: The fog generated is irritating to the eyes, skin, and mucous membranes. Do not apply this product in a way that will contact workers or other persons, either directly or through drift. Only protected handlers may be in the area during application. Under no circumstances should a room or building be entered by anyone within two hours of the actual fogging. If the building must be entered, then the individuals entering the building must wear a self contained respirator approved by NIOSH / MSHA, goggles, long sleeves, and long pants.

Fogging is to be used as an adjunct to acceptable manual cleaning and disinfecting of room and machine surfaces.

SANITIZING HATCHERY ROOMS USING FOGGING DEVICES

Remove all animals and feed from premises, vehicles, and enclosures. Remove all litter and manure from floors, walls, and surfaces of the room to be treated. Empty all troughs, racks, and other feeding and watering appliances. Thoroughly clean all surfaces with soap or detergent and rinse with water. Close room off so fog is confined to room to be treated. Mix one part PHENO-CEN to five parts water (1/4 gallon PHENO-CEN to 2.5 gallons of water). Insert the nozzle of the fogger through a suitable opening into the room. With the setting in maximum output, fog one minute for each 4000 cubic feet of space in the room. Thoroughly scrub all treated feed racks, mangers, troughs, automatic feeders, fountains, and waterers with soap or detergent, and rinse with potable water before reuse. Thoroughly ventilate entire enclosed area following application. Do not enter, nor allow other persons to enter, house livestock, or use equipment in the treated area until ventilation is complete and any liquid has been absorbed, set, or dried. For entry into fogged areas before ventilation is complete and the fog has completely dissipated, all persons must wear the personal protective equipment, including a full-face respirator, required for applicators and other handlers.


(Administrative Note: The following text is required for labeling destined for poultry premise use with fogging applications)

SANITIZING INCUBATORS AND HATCHERS USING FOGGING DEVICES

Mix 8 ounces PHENO-CEN to 122 ounces water. Fog 3-8 ounces of this into setters and hatchers immediately after transfer. Repeat daily in setters and every 12 hours in hatchers. Discontinue hatcher treatments at least 24 hours prior to pulling the hatch. Do not allow people to contact or breathe this fog and do not enter until the fog has settled (30-60 minutes after fogging is completed). It is acceptable to fog setters and hatchers with a 1/4 ounce per gallon solutions of PHENO-CEN on an hourly or every other hour basis. If this is done, fog for 30-90 seconds once per hour or once every two hours. Thoroughly scrub all treated feed racks, mangers, troughs, automatic feeders, fountains, and waterers with soap or detergent, and rinse with potable water before reuse. Thoroughly ventilate entire enclosed area following application. Do not enter, nor allow other persons to enter, house livestock, or use equipment in the treated area until ventilation is complete and any liquid has been absorbed, set, or dried. For entry into fogged areas before ventilation is complete and the fog has completely dissipated, all persons must wear the personal protective equipment, including a full-face respirator, required for applicators and other handlers.

NOTE: The fog generated is irritating to the eyes, skins, and mucous membranes. Do not apply this product in a way that will contact workers or other persons, either directly or through drift. Only protected handlers may be in the area during application. Under no circumstances should a room or building be entered by anyone within two hours of the actual fogging. If the building must be entered, then the individuals entering the building must wear a self contained respirator approved by NIOSH/MSHA, goggles, long sleeves, and long pants.

Fogging is to be used as an adjunct to acceptable manual cleaning and disinfecting of room and machine surfaces.



(Administrative Note: The following text is required for labeling destined for the aquaculture markets)

Germicidal-Detergent Formulated For Disinfecting Tools, Equipment, and Surfaces in Greenhouses, Micropropagation Laboratories, Aquaculture and Hydroponic Farms Facilities, or Plants.

WARNING!!!
****MUST NOT COME IN CONTACT WITH EDIBLE CROPS****

GENERAL INFORMATION:

PHENO-CEN disinfectant is a phosphate free, germicidal detergent effective in the presence of moderate amounts of organic soil on a variety of surfaces found in greenhouses, micropropagation laboratories, aquaculture and hydroponic farms. PHENO-CEN's multisynthetic phenolic formula is designed for one-step cleaning and disinfecting hard inanimate nonporous surfaces. PHENO-CEN is strong enough to kill a broad spectrum of plant pathogens and pests, yet mild enough to have no harmful effects on the surfaces being treated when as directed.

AREAS OF USE:

PHENO-CEN is designed to be used between crops, or between daily work procedures on surfaces, tools and equipment that do not come in contact with edible crops. Areas of intended use include tools, floors, walls, bench tops, potting areas, headhouses, dry storage areas, sheds, barns, automated potting equipment, cultivating and planting equipment, pruning and budding equipment, pallets and pallet moving equipment. DO NOT APPLY TO CROP, SOIL OR GROWING MEDIA IN WHICH A CROP GROWS OR WILL BE GROWN! To assure compliance, rinse treated surfaces and tools with potable water before they contact the crop or the substrate in which the crop is or will be growing.

DIRECTIONS FOR USE

It is a violation of Federal Law to use this product in a manner inconsistent with its labeling.

SITE PREPARATION

The first step in any on-going sanitation program should be the removal of gross contamination and debris. This may be accomplished using a shovel, broom, or vacuum depending on the area to be disinfected. The efficacy of even the most efficient germicidal cleaner is reduced in the presence of heavy organic matter. Once the heavy debris eliminated, disinfection can be accomplished in a single step.

CLEANING AND DISINFECTION

For all general cleaning and disinfection, use 1/4 ounce of PHENO-CEN per gallon of water (1:256 solution). Apply PHENO-CEN using a cloth, mop, or pressure sprayer so as to thoroughly wet surface to be disinfected. Allow to remain wet for 10 minutes and then let air dry. For heavily soiled areas, a pre-cleaning step is required. Do not apply this product in a way that will contact workers or other persons, either directly or through drift. Only protected handlers may be in the area during application. Following application as a low or high pressure spray, do not enter or allow others to enter the treated area until sprays have dried. Prepare a fresh solution for each use.

EFFICACY PERFORMANCE

The broad spectrum efficacy of PHENO-CEN has been confirmed using A.O.A.C. protocol testing at a use-dilution of 1:256 in the presence of 5% blood serum (used to simulate organic soil load) , at 20°C with an exposure time of 10 minutes.

GERMICIDAL

PHENO-CEN has been tested and is effective against bacteria recognized as detrimental to a variety of crops grown in controlled environments. Bacterial plant pathogens found susceptible to the killing power of PHENO-CEN include:

- Pseudomonas solanacearum...Southern Bacterial Wilt
- Pseudomonas cichorii.....Bacterial Leaf Spot and Blight
- Erwinia caratovora.....Soft Rot
- Erwinia chrysanthemi.....Soft Rot, Leaf Spot, Bacterial Blight
- Agrobacterium tumefaciens.....Crown Gall
- Xanthomonas pelargonii.....Bacterial Blight
- Xanthomonas campestris.....Stem Rot, Leaf Spot, Bacterial Blight

FUNGICIDAL

Common fungal pathogens of plants found to be effectively controlled by PHENO-CEN include:

- Botrytis cinerea.....Grey Mold, Stem Rot, Bulb Rot, Flower or Blossom Blight, Storage Rot, Leaf Blight
- Fusarium oxysporum.....Fusarium Wilt
- Phytophthora cinnamomi.....Phytophthora root rot
- Phthium ultimum.....Damping off, Soft Rot, Root Rot
- Rhizoctonia solani.....Damping off, Stem Rot, Wire Stem, Root Rot
- Verticillium albo-atrum.....Verticillium Wilt

10/17

(Administrative Note: The following text is required for labeling destined for dental markets)

**DISINFECTANT CLEANER - FOR ULTRASONIC USE - INSTRUMENT PRESOAK
DISINFECTANT ULTRASONIC CLEANER CONCENTRATE**

Formulated for Effective Cleaning and Decontamination Sanitation

An effective multi-phenolic germicide for cleaning metal and/or ceramic instruments at chairside and immersion decontamination. **MAKES (X) GALLONS** - The contents of this bottle dilute to make (X) gallons. (X) liters cleaning and decontamination solution. **NOT RECOMMENDED FOR PLASTIC AND RUBBER.**

- *Use as a chairside pre-soak for instruments
- *Prevents drying of blood, serum and debris
- *Won't discolor instruments or surface
- *This product makes (X) gallons (X will depend on the size of container)
- *Use as a holding solution prior to ultrasonic cleaning
- *Promotes safer instrument handling
- *Pleasantly scented

DIRECTIONS FOR USE

It is a violation of Federal Law to use this product in a manner inconsistent with its labeling.

USE:

PHENO-CEN instrument pre-soak is an effective germicide detergent for immersion cleaning of non-critical instruments or appliances and/or decontamination of critical or semi-critical inanimate, non-porous surfaces on instruments and appliances prior to terminal sterilization or high-level disinfection. Use at a dilution of 1:256 (1/8 ounce of PHENO-CEN per quart of water or 4 ml per liter).

DILUTION:

Remove outer cap and seal. While holding bottle by its neck, twist off the inner cap and discard. Replace outer cap loosely. Gently squeeze the lower chamber until the upper reservoir is filled to the desired level (1/8 oz per quart of water, or 4 ml per liter of water). Pour the concentrate into the tray or ultrasonic tank and add water to the recommended level.

CHAIRSIDE PRE-SOAK:

Place soiled instrument in holding tray solution until ready to be cleaned. Rinse items prior to ultrasonic cleaning.

PRE-CLEANING AND DECONTAMINATION OF SEMI-CRITICAL CRITICAL MEDICAL DEVICES such as dental burs, preformed dental clasps, preformed dental crowns, dental retentive and splinting pins, dental hand instruments, endodontic stabilizing splints, and intraoral dental drills (note: semi-critical and critical medical devices need to be terminally sterilized):

Thoroughly clean and rinse instruments to remove excess debris, preferably in a ultrasonic cleaner, before immersing in freshly prepared cleaning and/or decontamination solution. Cleanse and rinse the lumens or any hollow instruments before filling with solution. Avoid entrapment of air bubbles. All instruments and devices must be rinsed and rough dried before immersion in the decontamination solution. After immersion, remove instruments and rinse them thoroughly prior to terminal sterilization or high level disinfection. Prepare a fresh solution daily, or sooner, if solution is visibly dirty.

For cleaning and/or decontamination (prior to terminal sterilization or high level disinfection) of inanimate, nonporous surfaces of dental and laboratory instruments and appliances in ultrasound equipment, use PHENO-CEN at a dilution of 1:256 (1/2 ounce PHENO-CEN per gallon of water), (1/8 ounce TRI-CEN per quart of water). Fill tank or beaker with water to recommended level. Fill upper reservoir of dispenser bottle to correct level to attain use dilution, and add to tank or beaker. Add precleaned instruments to solution so surfaces remain water for 10 minutes. Always cover tank or beaker when unit is operating. Always turn off machine when removing items. Operate the ultrasonic cleaner no more than 15 minutes to minimize vaporization. Do not allow solution to overheat. Prepare a fresh solution daily, or sooner, if solution is visibly dirty. Do not mix with other chemicals. Clean and rinse tank daily.

This product is not to be used as a terminal sterilant / high-level disinfectant on any surface or instrument that (1) is introduced directly into the human body, either into or in contact with the bloodstream or normally sterile areas of the body, or (2) contacts intact mucous membranes but which does not ordinarily penetrate the blood barrier or otherwise enter normally sterile areas of the body. This product may be used to pre-clean or decontaminate critical or semi-critical medical devices prior to sterilization or high-level disinfection.

DISINFECTION OF NON-CRITICAL MEDICAL DEVICES such as dental mixing spatulas, equipment trays, dental operating light fixtures and handles, instrument control panels, extraoral orthodontic headgears, orthodontic plastic brackets, and other non-critical, hard, nonporous, inanimate surfaces:

Thoroughly clean and rinse instruments to remove excess debris, preferably in an ultrasonic cleaner before immersing in freshly prepared disinfectant solution. Immerse instruments completely for 10 minutes at room temperature (20°C/68°F) to destroy a broad spectrum of Gram positive and Gram negative bacteria, pathogenic fungi, and Mycobacterium tuberculosis. Prepare a fresh holding solution daily, or sooner if solution is visibly dirty.

For disinfection of inanimate, nonporous surfaces of non-critical dental and laboratory instruments and appliances in ultrasound equipment, use PHENO-CEN at a dilution of 1:256 (1/2 ounce PHENO-CEN per gallon of water), (1/8 ounce PHENO-CEN per quart of water): Fill tank or beaker with water to recommended level. Fill upper reservoir of dispenser bottle to correct level to attain use dilution, and add to tank or beaker. Add precleaned instruments to solution so surfaces remain water for 10 minutes. Always cover tank or beaker when unit is operating. Always turn off machine when removing items. Operate the ultrasonic cleaner no more than 15 minutes to minimize vaporization. Do not allow solution to overheat. Prepare a fresh solution daily, or sooner, if solution is visibly dirty. Do not mix with other chemicals. Clean and rinse tank daily.

17/17

(Administrative Note: The following text is optional for labeling destined for the hair salon market)

Formulated for effective hair salon instrument sanitation

PHENO-CEN is recommended for use on brushes, combs, rollers, tweezers, razors, clipper blades, manicure, pedicure, and other salon tools commonly found in beauty salons, barber shops, and hairstyling establishments.

PHENO-CEN is effective for immersion disinfection of hard, non-porous, inanimate surfaces. Use at a dilution of 1:256 (1/2 ounce per gallon of water).

DISINFECTION: Thoroughly clean and rinse instruments before immersion in disinfection solution. Immerse instruments completely for 10 minutes at room temperature (20°C/68°F). After immersion, remove instruments and rinse them thoroughly. Fresh solution should be prepared daily or more often if solution becomes visibly dirty.

CONFIRMATION: When tested with full immersion at room temperature for 10 minutes in a solution created as above, PHENO-CEN was confirmed effective against *Mycobacterium tuberculosis*, *Pseudomonas aeruginosa*, *Staphylococcus aureus*, *Salmonella choleraesuis* and *Trichophyton mentagrophytes*.

PHENO-CEN is a dilutable germicidal detergent formulated to clean, disinfect, and deodorize any washable, inanimate, non-porous instrument or surface in one easy step. When used as directed, it is strong enough to kill a broad spectrum of pathogenic bacteria, yet mild enough to have no harmful effects on the surface being disinfected. PHENO-CEN inhibits mold and mildew, and has a pleasant lavender fragrance.

PHENO-CEN is recommended for use on nippers, brushes, combs, rollers, tweezers, razors, clipper blades, manicure, pedicure, and other implements commonly found in salons, including most plastics. When used as directed, this product is formulated to inhibit the development of rust on stainless steel instruments.

This product is not to be used as a terminal sterilant/high-level disinfectant on any surface or instrument that (1) is introduced directly into the human body, either into or in contact with the bloodstream or normally sterile areas of the body, or (2) contacts intact mucous membranes but which does not ordinarily penetrate the blood barrier or otherwise enter normally sterile areas of the body. This product may be used to pre-clean or decontaminate critical or semi-critical medical devices prior to sterilization or high-level disinfection.

(Administrative Note: The following text is required for labeling destined for pharmaceutical or biotechnology clean room markets. (Statements are to be added only to labels of containers destined for those specific markets)

Formulated for Effective Aseptic Controlled Environment ("Clean Room") Sanitation

Product and container sterilized and distributed by _____.

Sterile pharmaceutical clean room formula

PHENO-CEN is recommended for use by pharmaceutical and biotechnology industries; medical device manufacturers; hospitals and health care institutions that are dedicated to controlling the hazards of cross contamination in their establishments. For use on hard, inanimate surfaces in aseptic filling and gowning rooms, general manufacturing areas, or on machinery, tables, counters, laminar flow benches, floors, walls, stainless steel, porcelain, glass, and chrome.

FUNGICIDAL: At 1/2 ounce per gallon of water, PHENO-CEN is also effective against *Trichophyton mentagrophytes* in use areas as aseptic filling and gowning rooms, and general manufacturing areas or on any other hard, non-porous, inanimate environmental surfaces. At 1/4 ounce per gallon of water, PHENO-CEN is effective against *Candida albicans*.

This product is not to be used as a terminal sterilant/high-level disinfectant on any surface or instrument that (1) is introduced directly into the human body, either into or in contact with the bloodstream or normally sterile areas of the body, or (2) contacts intact mucous membranes but which does not ordinarily penetrate the blood barrier or otherwise enter normally sterile areas of the body. This product may be used to pre-clean or decontaminate critical or semi-critical medical devices prior to sterilization or high-level disinfection.

