

PM 34 211-25

8/14/98

1124

**ACCEPTED**  
**AUG 14 1998**  
 Under the Federal Insecticide, Fungicide, and  
 Rodenticide Act as amended, for the  
 pesticide, registered under  
 EPA Reg. No. 211-25

(CENTER PANEL)  
(REQUIRED)

# PHENO-CEN

Germicidal / Detergent With Organic Soil Tolerance  
 Tuberculocidal - Germicidal - Pseudomonacidal  
 Fungicidal - Virucidal\* (Kills HIV-1) - Bactericidal  
 Formulated for Effective Health Care Facility Sanitation

**ACTIVE INGREDIENTS:**

- Potassium ortho-benzyl parachlorophenate.....8.03%
- Potassium ortho-phenylphenate.....6.28%
- Potassium para-tertiary-amyphenate.....4.30%

**INERT INGREDIENTS**.....81.39%

**SEE LEFT PANEL FOR ADDITIONAL PRECAUTIONARY STATEMENTS**

Keep Out of Reach of Children  
**DANGER**



**CENTRAL SOLUTIONS, INC.**


(913) 621-6542  
 P.O. BOX 15276  
 3130 BRINKERHOFF RD.  
 KANSAS CITY, KANSAS 66115

EPA REG. NO. 211-25  
 EPA EST. NO. 211-KS-1

NET CONTENTS

GALLONS

120580492



(Left Panel)  
(Required)

## PRECAUTIONARY STATEMENTS Hazards to Humans and Domestic Animals

### DANGER

Keep out of reach of children. **Corrosive.** Causes severe eye and skin damage. Do not get in eyes, on skin, or on clothing. **Harmful if swallowed.** Wear goggles or face shield and rubber gloves when handling. **Avoid contamination of food.** Remove and wash contaminated clothing.

### STATEMENT OF PRACTICAL TREATMENT

In case of eye contact, immediately flush eyes or skin with plenty of water for at least 15 minutes. For eyes, call a physician. Remove and wash all contaminated clothing before reuse. If swallowed, drink large quantities of water. Call a physician.

### NOTE TO PHYSICIAN

Probable mucosal damage may contraindicate the use of gastric lavage. Measures against shock, respiratory depression, and convulsion may be needed.

### ENVIRONMENTAL HAZARDS

Do not discharge effluent containing this product into lakes, streams, ponds, estuaries, oceans, or other waters unless in accordance with the requirements of a National Pollutant Discharge Elimination System (NPDES) permit and the permitting authority has been notified in writing prior to discharge. Do not discharge effluent containing this product to sewer systems without previously notifying the local sewage treatment plant authority. For guidance contact your State Water Board or Regional Office of the EPA. This product is toxic to fish and aquatic organisms.

### STORAGE AND DISPOSAL

Do not contaminate water, food, or feed by storage or disposal.

**STORAGE** - Store in a securely closed original container. Store in area that will prevent cross contamination of other pesticides, fertilizer, food, and feed. Avoid storage at temperature extremes or in sunlight.

**PESTICIDE DISPOSAL** - Pesticide wastes are acutely hazardous. Improper disposal of excess pesticides is in violation of Federal Law. If these wastes cannot be disposed of by use according to label instructions, contact your state Pesticide or Environmental Control Agency, or the hazardous waste representative at the nearest EPA Regional Office for guidance.

**CONTAINER DISPOSAL** - Triple rinse (or equivalent), then offer for recycling or reconditioning, or puncture and dispose of in a sanitary landfill, or incineration, or, if allowed by state and local authorities, by burning. If burned, stay out of smoke.

(Required)


#### DIRECTION FOR USE

It is a violation of Federal Law to use this product in a manner inconsistent with its labeling.

This product is not to be used as a terminal sterilant / high-level disinfectant on any surface or instrument that (1) is introduced directly into the human body, either into or in contact with the bloodstream or normally sterile areas of the body, or (2) contacts intact mucous membranes but which does not ordinarily penetrate the blood barrier or otherwise enter normally sterile areas of the body. This product may be used to pre-clean or decontaminate critical or semi-critical medical devices prior to sterilization or high-level disinfection.

#### CLEANING AND DISINFECTION

For broad spectrum disinfection of gram negative and gram positive bacteria, including *Pseudomonas aeruginosa*, add ½ ounce PHENO-CEN per 1 gallon of water. Remove heavy soil or gross filth then apply solution with a mop, cloth, or sponge so as to wet surface thoroughly. Allow to remain wet for 10 minutes and then air dry. If higher detergency is desired, increase dilution to 1 ounce per gallon of water.



**(Health Care Facility Use)**

PHENO-CEN is a phosphate free, dilutable, hospital germicidal-detergent effective in 10 minutes at 20° C, in the presence of 5% blood serum, used to simulate organic soil. PHENO-CEN's multi-phenolic formula is designed to clean, disinfect, and deodorize any washable, inanimate, non-porous surface in one easy step. When used as directed, PHENO-CEN is strong enough to kill a broad spectrum of pathogenic bacteria, yet it is mild enough to have no harmful effects on the surface being disinfected, when used as directed.

PHENO-CEN is recommended for use by hospitals, nursing homes, and other health care institutions that are dedicated to controlling the hazards of cross contamination in their establishments. For use on any hard, inanimate surface in patient rooms, restrooms, halls, veterinary offices, animal shelters, kennels, prisoner holding areas, funeral homes, dental offices, day care facilities and public areas on carts, bed frames, walls, floors, stainless steel, porcelain, glass, and chrome.

PHENO-CEN is a germicidal detergent formulated for use where broad spectrum disinfection is required in the presence of moderate amounts of organic soil.

( Side Panel )  
( Required )

#### DIRECTIONS FOR USE

It is a violation of federal law to use this product in a manner inconsistent with its labeling.

#### CLEANING AND DISINFECTION

For broad spectrum disinfection of gram negative and gram positive bacteria, including *Pseudomonas aeruginosa* and *Mycobacterium tuberculosis*, add ½ ounce PHENO-CEN to the gallon of water. Remove heavy oil or gross filth then apply solution with a mop, cloth, sponge, mechanical sprayer, or hand pump trigger sprayer so as to wet the surface thoroughly. Allow to remain wet for 10 minutes and then let air dry. If higher detergency is desired, increase dilution to 1 ounce per gallon of water.

#### EFFICACY PERFORMANCE

The broad spectrum efficacy of PHENO-CEN has been confirmed using A.O.A.C. protocol testing at a use-dilution of 1:256 in the presence of 5% blood serum (used to simulate organic soil load), at 20°C with an exposure time of 10 minutes.

#### GERMICIDAL:

PHENO-CEN is effective against a broad spectrum of Gram positive and Gram negative pathogens as confirmed against *Salmonella choleraesuis*, *Staphylococcus aureus*, and *Pseudomonas aeruginosa* by the A.O.A.C. Use-Dilution test, in the presence of 5% organic soil load at 20°C with an exposure time of 10 minutes.

#### FUNGICIDAL:

At ½ ounce per gallon of water, PHENO-CEN is effective against *Trichophyton mentagrophytes* (the athlete's foot fungus), in use areas such as shower room floors, locker room benches, bathmats, or any other hard, nonporous, inanimate environmental surfaces. At ½ ounce per gallon of water, PHENO-CEN is effective against *Candida albicans*.

#### TUBERCULOCIDAL:

PHENO-CEN is effective against *Mycobacterium bovis* (BCG) as demonstrated through testing using the A.O.A.C. Method "Confirmative in Vitro Test for Determining Tuberculocidal Activity" in 10 minutes at 20°C.

(Side Panel)  
(Required)

**VIRUCIDAL**

**\*KILLS HIV-1 ON PRE-CLEANED ENVIRONMENTAL SURFACES/OBJECTS PREVIOUSLY SOILED WITH BLOOD/BODY FLUIDS** in health care settings or other settings in which there is an expected likelihood of soiling of inanimate surfaces/objects with blood or body fluids, and in which the surfaces/objects likely to be soiled with blood or body fluids can be associated with the potential for transmission of human immunodeficiency virus Type-1 (HIV-1) (associated with AIDS).

**SPECIAL INSTRUCTIONS FOR CLEANING AND DECONTAMINATION AGAINST HIV-1 (AIDS VIRUS) OF SURFACES/OBJECTS SOILED WITH BLOOD/BODY FLUIDS.**


**PERSONAL PROTECTION:** Clean-up should always be done wearing protective latex gloves, gowns, masks, and eye protection.

**CLEANING PROCEDURE:** Blood and other body fluids must be thoroughly cleaned from surfaces and objects before application of the disinfectant.

**CONTACT TIME:** Leave surface wet for 10 minutes with a ½ ounce per gallon use-dilution (1:256), PHENO-CEN and water.

**DISPOSAL OF INFECTIOUS MATERIALS:** Blood, body fluids, cleaning materials, and clothing should be autoclaved and disposed according to local regulations for infectious waster disposal.

**PELIGRO:** Si no puede leer en ingles, pregunte a su supervisor sobre las instrucciones de uso apropiadas antes de trabajar con este producto.



**(MUSHROOM FARM PREMISE USE)**

**GERMICIDAL-DETERGENT WITH ORGANIC SOIL TOLERANCE  
FORMULATED FOR MUSHROOM FARM SANITATION**

**PHENO-CEN effectively  
Kills fungi and bacteria which prove dangerous to mushroom crops.**

**DO NOT APPLY TO MUSHROOM CROP.  
DO NOT APPLY TO COMPOST OR CASING.  
\*USE ONLY AS DIRECTED\***

**EFFICACY PERFORMANCE**

**GERMICIDAL:**

**PHENO-CEN has been tested and found effective against bacteria detrimental to the mushroom crop including:**

- Pseudomonas fluorescens (Biotype G)...Bacterial Blotch Disease**
- Pseudomonas aeruginosa.....Mummy Disease**

**FUNGICIDAL:**

**Fungi specific to the mushroom industry which PHENO-CEN has been tested against and found effective include:**

- Verticillium fungicola.....(Verticillium disease, Brown spot, or Fungus Spot)**
- Mycogone perniciosa.....(Mycogone disease, or Wet Bubble)**
- Trichoderma viride.....(Trichoderma spot, Trichoderma blotch,  
Trichoderma mildew, Green mold)**
- Dactylium dendroides.....(Hypomyces mildew, Cobweb, Soft decay)**

**MUSHROOM FARM INDUSTRY USE**

**General Information**

**PHENO-CEN is a phosphate free, germicidal detergent effective in the presence of moderate amounts of organic soil on a variety of surfaces found at mushroom farms. PHENO-CEN's tri-phenolic formula is designed for one-step cleaning and disinfecting on hard, inanimate, nonporous environmental surfaces. PHENO-CEN is strong enough to kill a broad spectrum of microbial mushroom pests, yet mild enough to have no harmful effects on the surface being treated when used as directed.**

**Areas of Use**

**PHENO-CEN has been designed for use between crops on surfaces that do not come in contact with the crop. Areas of intended use include tools, breezeways, and track alleys before spawning, inside and outside walls of mushroom houses, lofts, floors, storage sheds, spawning machines, tampers, and casing rings. Use of PHENO-CEN should be limited to areas where compost and mushrooms are not present.**

**(MUSHROOM FARM PREMISE USE)****DIRECTIONS FOR USE**


It is a violation of Federal Law to use this product in a manner inconsistent with its labeling

The first step in any on-going sanitation program should be the removal of gross contamination and debris. This may be accomplished using a shovel, broom, or vacuum, depending on the area to be disinfected. The efficacy of even the most efficient germicidal cleaner is reduced in the presence of heavy organic matter.

**CLEANING AND DISINFECTION**

For all general cleaning and disinfection, use ½ ounce of PHENO-CEN per gallon of water (1:256 dilution). Apply PHENO-CEN as a spray, wetting surfaces thoroughly. Treated surfaces should be allowed to remain wet for 10 minutes and let air dry. For heavily soiled areas, a precleaning step is required. When greater detergent action is desired, dilute PHENO-CEN one ounce of concentrate to each gallon of water. Heavily soiled areas may require repeated cleaning before treatment.

Apply PHENO-CEN only on surfaces that DO NOT come in contact with the crop. USE AS A PREMISES SPRAY, DO NOT APPLY TO THE CROP, COMPOST, OR CASING. Rinse treated surfaces with potable water before they contact the crop, compost, or casing.





**(POULTRY AND SWINE PREMISE USE)**

**Formulated for Effective  
Poultry & Swine Premise Sanitation**

**DIRECTIONS FOR USE**

**It is a violation of Federal Law to use this product in a manner inconsistent with its labeling**

**SITE PREPARATION**

The first step in any ongoing sanitation program should be the removal of gross contamination and debris. This may be accomplished using a shovel, broom, or vacuum, depending on the area to be disinfected. The efficacy of even the most efficient germicidal cleaner is reduced in the presence of heavy organic matter. Once the heavy debris is eliminated, disinfection can be accomplished in a single step.

**CLEANING AND DISINFECTION**

For all general cleaning and disinfection, use ½ ounce of PHENO-CEN per gallon of water (1:256 dilution). Apply PHENO-CEN using a cloth, mop, or pressure sprayer so as to thoroughly wet surface to be disinfected. Allow to remain wet for 10 minutes and then let air dry. For heavily soiled areas, a pre-cleaning step is required.

**(POULTRY AND SWINE PREMISE USE)****EFFICACY PERFORMANCE**

The broad spectrum efficacy of PHENO-CEN has been confirmed using A.O.A.C. protocol testing at a use-dilution of 1:256 in the presence of 5% blood serum (used to simulate organic soil load), at 20°C with an exposure time of 10 minutes.

**GERMICIDAL**

PHENO-CEN is effective against the broad spectrum of Gram positive and Gram negative pathogens including:

Staphylococcus aureus .	Escherichia coli .
Pseudomonas aeruginosa .	Salmonella puilorum .
Salmonella choleraesuis	Salmonella gallinarum .
Mycoplasma synoviae	Bordetella avium .
Mycoplasma gallisepticum	Pasteurella multocida .
Pseudomonas fragi .	

**FUNGICIDAL**

PHENO-CEN's fungicidal efficacy has been confirmed through testing using the A.O.A.C. Fungicidal Test against the pathogenic fungi, Trichophyton mentagrophytes and Aspergillus fumigates.

**\*VIRUCIDAL**

Virucidal testing using prescribed EPA testing procedures has verified PHENO-CEN's effectiveness against the following viruses commonly associated with poultry and swine areas including:

Avian Influenza Virus	Avian Herpes Virus 2 (Mareks Disease)
Avian Bronchitis Virus	Hog Cholera Virus
Avian Laryngotracheitis Virus	Pseudorabies Virus
Avian Reovirus	African Swine Fever Virus

**(POULTRY AND SWINE PREMISE USE)****AREAS OF USE  
POULTRY PREMISE SANITATION (HATCHERIES)**

- |                     |                             |
|---------------------|-----------------------------|
| -Egg Receiving Area | -Tray Dumping Area          |
| -Egg Holding Area   | -Chick Procession Area      |
| -Setter Room        | -Chick Holding Room or Area |
| -Hatchery Room      | -Chick Loading Area         |
| -Poultry Buildings  | -Hauling Equipment          |

**APPLICATION AND USE DILUTIONS****POULTRY HOUSES:**

1. Remove all poultry and feeds from premises, trucks, coops, and crates. Remove all litter and droppings from floors, walls, and surfaces of facilities occupied or traversed by poultry. Empty all troughs, racks, and other feeding and watering appliances. Thoroughly clean all surfaces with soap or detergent and rinse with water.
2. Use ½ ounce of PHENO-CEN per gallon of water. Saturate surfaces with the recommended disinfecting solution for a period of 10 minutes. Immerse all halters, ropes, and other types of equipment used in handling and restraining animals or poultry, as well as cleaned forks, shovels, and scrapers used for removing litter and manure, in the recommended use solution. Ventilate buildings, cars, boats, coops, and other closed spaces in which the product has been used. Do not house livestock or poultry or employ equipment until treatment has been absorbed, set or dried. Thoroughly scrub treated feed racks, troughs, automatic feeders, fountains and waterers with soap or detergent, and rinse with potable water before reuse.

**HATCHERIES:**

1. Use ½ ounce of PHENO-CEN per gallon of water to treat hatchers, setters, trays, racks, carts, sexing tables, delivery trucks and other hard surfaces. Leave all treated surfaces exposed to the disinfectant solution for 10 minutes or more.

**EQUIPMENT:**

1. Empty all troughs, rack, feeding and watering bins, buckets and fountains.
2. Use ½ ounce of PHENO-CEN per gallon of water to treat all equipment. 3. Leave all treated surfaces exposed to the disinfectant solution for 10 minutes or more.

**VEHICLES:**

1. Clean all vehicles including mats, crates, cabs and wheels with high pressure water and PHENO-CEN disinfectant. Use ½ ounce per gallon of water to treat all vehicles.
2. Leave all treated surfaces exposed to the disinfectant solution for 10 minutes or more.

**SHOEBATHS SANITIZER:**

1. Shoebaths sanitizer containing one inch of freshly made disinfectant solution should be placed at all entrances to buildings and hatcheries. Change the disinfectant solution in the bath daily or when solution appears dirty.

**(POULTRY AND SWINE PREMISE USE)****POULTRY AND ANIMAL INDUSTRY USE****FOR CLEANING AND DISINFECTION OF:**

**EQUIPMENT** including feeders, waterers, fans, racks, troughs, bins and buckets.  
**VEHICLES** including live haul poultry delivery truck, feed trucks, service person cars, tractors, and all other vehicles.

**HATCHERIES** including floors, walls, equipment, incubators, hatchers, tray and buggies.  
**SHOEBATHS** including all entrances to buildings and hatcheries.

**AREAS OF USE****SWINE AND CATTLE SANITATION**

- |                            |                    |
|----------------------------|--------------------|
| -Farrowing Barns and Areas | -Waterer & Feeder  |
| -Blocks                    | -Nursery           |
| -Creep Area                | -Hauling Equipment |

**MISCELLANEOUS**

- |                      |                           |
|----------------------|---------------------------|
| -Horse Stables       | -Sales Barn Stalls        |
| -Dressing Plants     | -Chutes/Loading Equipment |
| -Sick Pens           | -Veterinary Hospitals     |
| -Cat and Dog Kennels |                           |

**General Disinfection Uses:**

Can be used in the routine disinfection of hog houses, farrowing houses, finishing houses, growers, feeders and other equipment; horse stables and sick pens at race tracks or sale barns, hospital pens, calf pens and equipment. Disinfecting houses used for poultry, turkeys, ducks and game birds and for equipment used in brooding growing and laying quarters. Disinfecting dog and cat kennels as well as laboratory animal facilities, at veterinary hospitals, research laboratories and medical institutions. Spraying cattle pens, chutes loading equipment trucks and animal manure pits for the control of odor and ammonia.

**Dressing Plant Use:**

Disinfect equipment, utensils, walls and floors in poultry and animal dressing plants. Equipment and utensils must be thoroughly rinsed with potable water before operations are resumed. Disinfect offal rooms, exterior walls and loading platforms of dressing plants.

**(POULTRY, SWINE AND FARM USE)****APPLICATION AND USE DILUTIONS****FARM PREMISE:**

**DO NOT USE IN MILKING STALLS, MILKING PARLORS OR MILK HOUSES.**

1. Remove all animals and feed from premises, vehicles and enclosures. Remove all litter and manure from floors, walls, and surfaces of barns, pens, stalls, chutes, and other facilities and fixtures occupied or traversed by animals or poultry. Empty all troughs, racks, and other feeding and watering appliances. Thoroughly clean surfaces with soap or detergent and rinse with water.
2. Use ½ ounce of PHENO-CEN per gallon of water (1 part PHENO-CEN to 256 parts of water). Leave all treated surfaces exposed to the disinfectant solution for 10 minutes or more.
3. Use 25-50 gallons of disinfectant solution per 1000 square feet of floor space. Totally immerse equipment to be treated in disinfectant solution. Ventilate buildings, cars, boats, and other closed spaces in which the product has been used. Do not house livestock or poultry or employ equipment until treatment has been absorbed, set or dried. Thoroughly scrub all treated feed racks, troughs, mangers, automatic feeder, fountains, and waterers with soap or detergent and rinse with potable water before reuse.

**EQUIPMENT:**

1. Empty all troughs, racks, feeding and watering bins, buckets and fountains.
2. Use ½ ounce of PHENO-CEN per gallon of water (1 part PHENO-CEN to 256 parts of water) to saturate all equipment. Immerse all halters, ropes, and other types of equipment used in handling and restraining animals or poultry, as well as cleaned forks, shovels, and scrapers used for removing litter and manure, in the recommended use solution.
3. Leave all treated surfaces exposed to the disinfectant solution for 10 minutes or more.

**VEHICLES:**

1. Clean all vehicles including mats, crates, cabs, and wheels with high pressure water and PHENO-CEN solution.
2. Use ½ ounce of PHENO-CEN per gallon of water (1 part PHENO-CEN to 256 parts of water) to treat all vehicles. Leave all treated surfaces exposed to the disinfectant solution for 10 minutes or more.

**HATCHERIES:**

1. In the absence of eggs or chicks, clean all surfaces with soap and detergent, and rinse with potable water. Treat all surfaces thoroughly with PHENO-CEN solution by scrubbing with brush under high water pressure with emphasis on cracks and moulding where fungus and mold are usually located.
2. Use ½ ounce of PHENO-CEN per gallon of water (1 part PHENO-CEN to 256 parts of water) to treat hatchers, setters, trays, racks, carts, sexing tables, delivery trucks and other hard surfaces. Leave all treated surfaces exposed to the disinfectant solution for 10 minutes or more.
3. Do not introduce eggs or chicks until disinfectant solution has been absorbed, set, or dried.
4. Thoroughly scrub treated surfaces with soap or detergent, and rinse with potable water before reuse.

**SHOEBATHS SANITIZER:**

1. Shoebath containing one inch of freshly made disinfectant solution should be placed at all entrances to buildings and hatcheries. Change the disinfectant solution in the bath daily or when solution appears dirty.

**(OPTIONAL SWINE AND POULTRY PREMISE USE)****DIRECTIONS FOR USE**

It is a violation of Federal Law to use this product in a manner inconsistent with its labeling.

**SWINE AND POULTRY BUILDINGS,  
HATCHERIES, DRESSING PLANTS**

The first step in any sanitation program should be to remove gross contamination and debris. The efficacy of even the most efficient germicide/cleaner is reduced in the presence of heavy organic matter. Remove all animals, poultry, and feeds from buildings, vehicles and enclosures. Empty all troughs, racks and other feeding and watering equipment. Mix PHENO-CEN at the rate of ½ ounce per gallon of water (1:256) and saturate all surfaces for 10 minutes. Use 25-50 gallons of disinfectant solution per 1000 square feet of floor space. Ventilate buildings and other closed spaces. Do not house livestock poultry or use equipment until treatment has been absorbed set or dried. Rinse equipment with potable water before reuse. Thoroughly scrub all treated feed racks, troughs, automatic feeders, fountains and waterers with soap or detergent and rinse with potable water before reuse.

In poultry and animal dressing plants, disinfect equipment, utensils, interior and exterior walls, floors, offal and loading platforms with PHENO-CEN at the 1:256 dilution rate. Again, equipment and utensils must be thoroughly rinsed with potable water before reuse.

**Equipment**

Empty all troughs, racks and other feeding and watering appliances. Immerse all halters, ropes, and other types of equipment used in handling and restraining animals or poultry, as well as cleaned forks, shovels, and scrapers used for removing litter and manure, in the recommended use solution. Thoroughly clean all surfaces with soap or detergent and rinse with water. Mix ½ ounce of PHENO-CEN disinfectant per gallon of water (1:256) and treat all equipment for 10 minutes or more. Thoroughly scrub treated feeding and watering appliances with soap or detergent and rinse with potable water before reuse. Clean all vehicles including mats, crates, cabs, and wheels with high pressure water and PHENO-CEN (1:256 dilution). Leave all treated surfaces exposed to disinfectant solution for 10 minutes or more. Ventilate buildings, cars, boats, and other closed spaces in which the product has been used. Do not house livestock or poultry or employ equipment until treatment has been absorbed, set, or dried.

**SANITIZING LIVESTOCK BUILDINGS USING FOGGING DEVICES****DO NOT USE IN MILKING STALLS, MILKING PARLORS, OR MILK HOUSES.**

Remove all animals and feed from premises, vehicles, and enclosures. Remove all litter and manure from floors, walls, and surfaces of barns, pens, stalls, chutes, and other facilities and fixtures occupied or traversed by animals or poultry. Empty all troughs, racks, and other feeding and watering appliances. Thoroughly clean all surfaces with soap or detergent and rinse with water. Inspect to be sure that all people, poultry, livestock, and pets have left the building. Close all openings; windows, doors, louvres, curtains, etc. Be sure all exhaust fans are turned off. Mix one part PHENO-CEN with two parts water in the reservoir of the fogger. With the setting on maximum output, fog the treatment into the area to be sanitized. Use a total of 1 gallon of PHENO-CEN for each 6000-8000 square feet of floor area. In multi-story buildings, the application must be repeated for each floor that is to be sanitized. When fogging is completed, ventilate buildings, and other closed spaces. Do not house livestock or employ equipment until treatment has been absorbed, or dried. Thoroughly scrub all treated feed racks, mangers, troughs, automatic feeders, fountains, and waterers with soap or detergent, and rinse with potable water before reuse.

**NOTE:** The fog generated is irritating to the eyes, skin, and mucous membranes. Under no circumstances should a room or building be entered by anyone within two hours of the actual fogging. If the building must be entered, then the individuals entering the building must wear a self contained respirator approved by NIOSH / MSHA, goggles, long sleeves, and long pants.

Fogging is to be used as an adjunct to acceptable manual cleaning and disinfecting of room and machine surfaces.

### SANITIZING HATCHERY ROOMS USING FOGGING DEVICES


Remove all animals and feed from premises, vehicles, and enclosures. Remove all litter and manure from floors, walls, and surfaces of the room to be treated. Empty all troughs, racks, and other feeding and watering appliances. Thoroughly clean all surfaces with soap or detergent and rinse with water. Close room off so fog is confined to room to be treated. Mix one part PHENO-CEN to five parts water ( $\frac{1}{2}$  gallon PHENO-CEN to 2.5 gallons of water). Insert the nozzle of the fogger through a suitable opening into the room. With the setting in maximum output, fog one minute for each 4000 cubic feet of space in the room. When fogging is completed, ventilate buildings, and other closed spaces. Do not house livestock or employ equipment until treatment has been absorbed or dried. Thoroughly scrub all treated feed racks, mangers, troughs, automatic feeders, fountains, and waterers with soap or detergent, and rinse with potable water before reuse.

### SANITIZING INCUBATORS AND HATCHERS USING FOGGING DEVICES

Mix 6 ounces PHENO-CEN to 122 ounces water. Fog 3-8 ounces of this into setters and hatchers immediately after transfer. Repeat daily in setters and every 12 hours in hatchers. Discontinue hatcher treatments at least 24 hours prior to pulling the hatch. Do not allow people to contact or breathe this fog and do not enter until the fog has settled (30-60 minutes after fogging is completed). It is acceptable to fog setters and hatchers with a  $\frac{1}{2}$  ounce per gallon solutions of PHENO-CEN on an hourly or every other hour basis. If this is done, fog for 30-90 seconds once per hour or once every two hours. When fogging is completed, ventilate buildings, and other closed spaces. Do not house livestock or employ equipment until treatment has been absorbed or dried. Thoroughly scrub all treated feed racks, mangers, troughs, automatic feeders, fountains, and waterers with soap or detergent, and rinse with potable water before reuse.

**NOTE:** The fog generated is irritating to the eyes, skins, and mucous membranes. Under no circumstances should a room or building be entered by anyone within two hours of the actual fogging. If the building must be entered, then the individuals entering the building must wear a self contained respirator approved by NIOSH/MSHA, goggles, long sleeves, and long pants.

Fogging is to be used as an adjunct to acceptable manual cleaning and disinfecting of room and machine surfaces.





**(AQUACULTURE USE)**

**Germicidal-Detergent Formulated For Disinfecting Tools, Equipment,  
and Surfaces in Greenhouses, Micropropagation Laboratories,  
Aquaculture and Hydroponic Farms Facilities, or Plants.**

**WARNING!!!**

**\*\*MUST NOT COME IN CONTACT WITH EDIBLE CROPS\*\***

**GENERAL INFORMATION:**

PHENO-CEN disinfectant is a phosphate free, germicidal detergent effective in the presence of moderate amounts of organic soil on a variety of surfaces found in greenhouses, micropropagation laboratories, aquaculture and hydroponic farms. PHENO-CEN's multisynthetic phenolic formula is designed for one-step cleaning and disinfecting hard inanimate nonporous surfaces. PHENO-CEN is strong enough to kill a broad spectrum of plant pathogens and pests, yet mild enough to have no harmful effects on the surfaces being treated when as directed.

**AREAS OF USE:**

PHENO-CEN is designed to be used between crops, or between daily work procedures on surfaces, tools and equipment that do not come in contact with edible crops. Areas of intended use include tools, floors, walls, bench tops, potting areas, headhouses, dry storage areas, sheds, bams, automated potting equipment, cultivating and planting equipment, pruning and budding equipment, pallets and pallet moving equipment. **DO NOT APPLY TO CROP, SOIL OR GROWING MEDIA IN WHICH A CROP GROWS OR WILL BE GROWN!** To assure compliance, rinse treated surfaces and tools with potable water before they contact the crop or the substrate in which the crop is or will be growing.

**DIRECTIONS FOR USE**

It is a violation of Federal Law to use this product in a manner inconsistent with its labeling.

**SITE PREPARATION**

The first step in any on-going sanitation program should be the removal of gross contamination and debris. This may be accomplished using a shovel, broom, or vacuum depending on the area to be disinfected. The efficacy of even the most efficient germicidal cleaner is reduced in the presence of heavy organic matter. Once the heavy debris eliminated, disinfection can be accomplished in a single step.

**CLEANING AND DISINFECTION**

For all general cleaning and disinfection, use ½ ounce of PHENO-CEN per gallon of water (1:256 solution). Apply PHENO-CEN using a cloth, mop, or pressure sprayer so as to thoroughly wet surface to be disinfected. Allow to remain wet for 10 minutes and then let air dry. For heavily soiled areas, a precleaning step is required. Prepare a fresh solution for each use.

**(AQUACULTURE USE)****EFFICACY PERFORMANCE**

The broad spectrum efficacy of PHENO-CEN has been confirmed using A.O.A.C. protocol testing at a use-dilution of 1:256 in the presence of 5% blood serum (used to simulate organic soil load) , at 20°C with an exposure time of 10 minutes.

**GERMICIDAL**

PHENO-CEN has been tested and is effective against bacteria recognized as detrimental to a variety of crops grown in controlled environments. Bacterial plant pathogens found susceptible to the killing power of PHENO-CEN include:

*Pseudomonas solanacearum*.....Southern Bacterial Wilt  
*Pseudomonas cichorii*.....Bacterial Leaf Spot and Blight  
*Erwinia caratovora*.....Soft Rot  
*Erwinia chrysanthemi*.....Soft Rot, Leaf Spot, Bacterial Blight  
*Agrobacterium tumefaciens*.....Crown Gall  
*Xanthomonas pelargonii*.....Bacterial Blight  
*Xanthomonas campestris*.....Stem Rot, Leaf Spot, Bacterial Blight

**FUNGICIDAL**

Common fungal pathogens of plants found to be effectively controlled by PHENO-CEN include:

*Botrytis cinerea*.....Grey Mold, Stem Rot, Bulb Rot, Flower  
or Blossom Blight, Storage Rot, Leaf Blight  
*Fusarium oxysporum*.....Fusarium Wilt  
*Phytophthora cinnamomi*.....Phytophthora root rot  
*Phthium ultimum*.....Damping off, Soft Rot, Root Rot  
*Rhizoctonia solani*.....Damping off, Stem Rot, Wire Stem, Root Rot  
*Verticillium albo-atrum*.....Verticillium Wilt

**(INSTRUMENT CLEANING AND DECONTAMINATION USE)**

**DISINFECTANT CLEANER FOR ULTRASONIC USE  
INSTRUMENT PRESOAK  
DISINFECTANT ULTRASONIC CLEANER CONCENTRATE**

An effective multi-phenolic germicide for cleaning instruments at chairside and immersion decontamination. **MAKES (X) GALLONS** - The contents of this bottle dilute to make (X) gallons. (X) liters cleaning and decontamination solution. **NOT RECOMMENDED FOR PLASTIC AND RUBBER.**

- ✓ Use as a chairside pre-soak for instruments
- ✓ Use as a holding solution prior to ultrasonic cleaning
- ✓ Prevents drying of blood, serum and debris
- ✓ Promotes safer instrument handling
- ✓ Won't discolor instruments or surface
- ✓ Pleasantly scented
- ✓ This product makes (X) gallons. (X will depend on the size of container)

**DIRECTIONS FOR USE**

It is a violation of Federal Law to use this product in a manner inconsistent with its labeling.

**USE:**


PHENO-CEN instrument pre-soak is an effective germicide detergent for immersion cleaning and/or decontamination of inanimate, non-porous surfaces on instruments and appliances prior to terminal sterilization or high-level disinfection. Use at a dilution of 1:256 (1/8 ounce of PHENO-CEN per quart of water or 4 ml per liter).

**DILUTION:**

Remove outer cap. While holding bottle by its neck, twist off the inner cap and discard. Replace outer cap loosely. Gently squeeze the lower chamber until the upper reservoir is filled to the desired level (1/8 oz per quart of water, or 4 ml per liter of water). Pour the concentrate into the tray or ultrasonic tank and add water to the recommended level.

**CHAIRSIDE PRE-SOAK:**

Place soiled instrument in holding tray solution until ready to be cleaned. Rinse items prior to ultrasonic cleaning.



**(INSTRUMENT CLEANING AND/OR DECONTAMINATION USE)****DECONTAMINATION:**

Thoroughly clean and rinse instruments to remove excess debris, preferably in a ultrasonic cleaner before immersing in freshly prepared cleaning and/or decontamination solution. Cleanse and rinse the lumens of any hollow instruments before filling with solution. Avoid entrapment of air bubbles. All instruments and devices must be rinsed and rough dried before immersion in the disinfectant solution. After immersion, remove instruments and rinse them thoroughly prior to terminal sterilization or high level disinfection. Prepare a fresh holding solution daily, or sooner, if solution is visibly dirty.

For cleaning and/or decontamination (prior to terminal sterilization or high level disinfection) of inanimate, non-porous surfaces of dental and laboratory instruments and appliances in ultrasound equipment use PHENO-CEN at a dilution of 1:256 ( $\frac{1}{2}$  oz PHENO-CEN per gallon of water), (1/8 ounce per quart of water). Fill tank or beaker with water to recommended level. Fill upper reservoir of dispenser bottle to correct level to attain use dilution, and add to tank or beaker. Add precleaned instruments to solution so surfaces remain wet for 10 minutes. Always cover tank or beaker when unit is operating. Always turn off machine when removing items. Operate the ultrasonic cleaner no more than 15 minutes to minimize vaporization. Do not allow solution to overheat. Prepare a fresh solution daily, or sooner, when solution is visibly dirty. Do not mix with other chemicals. Clean and rinse tank daily.

This product is not to be used as a terminal sterilant/high-level disinfectant on any surface or instrument that (1) is introduced directly into the human body, either into or in contact with the bloodstream or normally sterile areas of the body, or (2) contacts intact mucous membranes but which does not ordinarily penetrate the blood barrier or otherwise enter normally sterile areas of the body. This product may be used to preclean or decontaminate critical or semi-critical medical devices prior to sterilization or high-level disinfection.

**(HAIR SALON USE)**

**PHENO-CEN is recommended for use on brushes, combs, rollers, tweezers, razors, clipper blades, manicure, pedicure, and other salon tools commonly found in beauty salons, barber shops, and hairstyling establishments.**

**PHENO-CEN is effective for immersion disinfection of hard, non-porous, inanimate surfaces. Use at a dilution of 1:256 (1/8 ounces of per 32 ounces of water, or 4 ml per liter)**

**DISINFECTION:** Thoroughly clean and rinse instruments before immersion in disinfection solution. Immerse instruments completely for 10 minutes at room temperature (20°C/68°F). After immersion, remove instruments and rinse them thoroughly. Fresh solution should be prepared daily or more often if solution becomes visibly dirty.

**CONFIRMATION:** When tested with full immersion at room temperature for 10 minutes in a solution created as above, PHENO-CEN was confirmed effective against *Mycobacterium tuberculosis*, *Pseudomonas aeruginosa*, *Staphylococcus aureus*, *Salmonella choleraesuis* and *Trichophyton mentagrophytes*.

**(HAIR SALON USE)**

PHENO-CEN is a dilutable germicidal detergent formulated to clean, disinfect, and deodorize any washable, inanimate, non-porous instrument or surface in one easy step. When used as directed, it is strong enough to kill a broad spectrum of pathogenic bacteria, yet mild enough to have no harmful effects on the surface being disinfected. PHENO-CEN inhibits mold and mildew, and has a pleasant lavender fragrance.

PHENO-CEN is recommended for use on nippers, brushes, combs, rollers, tweezers, razors, clipper blades, manicure, pedicure, and other implements commonly found in salons, including most plastics. When used as directed, this product is formulated to inhibit the development of rust on stainless steel instruments.

**(CLEAN ROOM USE)**

*[Statements to be added only to labels of containers destined for clean rooms]*

Product and container sterilized and distributed by \_\_\_\_\_.

Sterile pharmaceutical clean room formula.

**(CLEAN ROOM USE)**

*[Statements to be added only to label of containers destined for clean rooms]*

PHENO-CEN is recommended for use by pharmaceutical and biotechnology industries; medical device manufacturers; hospitals and health care institutions that are dedicated to controlling the hazards of cross contamination in their establishments. For use on hard, inanimate surfaces in aseptic filling and gowning rooms, general manufacturing areas, or on machinery, tables, counters, laminar flow benches, floors, walls, stainless steel, porcelain, glass, and chrome.

FUNGICIDAL: At ½ ounce per gallon of water, PHENO-CEN is also effective against Trichophyton mentagrophytes in use areas as aseptic filling and gowning rooms, and general manufacturing areas or on any other hard, non-porous, inanimate environmental surfaces. At ½ ounce per gallon of water, PHENO-CEN is effective against Candida albicans.

This product is not to be used as a terminal sterilant/high-level disinfectant on any surface or instrument that (1) is introduced directly into the human body, either into or in contact with the bloodstream or normally sterile areas of the body, or (2) contacts intact mucous membranes but which does not ordinarily penetrate the blood barrier or otherwise enter normally sterile areas of the body. This product may be used to preclean or decontaminate critical or semi-critical medical devices prior to sterilization or high-level disinfection.

