


192-221

2/28/2011

1/8



UNITED STATES ENVIRONMENTAL PROTECTION AGENCY  
WASHINGTON, D.C. 20460



Ms. Diana Williams  
Value Garden Supply  
9100 W. Bloomington Freeway, Suite 113  
Bloomington, MN 55431

Subject: Label Notification(s) for Pesticide Registration Notice 98-10

Dear Ms. Williams:

The Agency is in receipt of your Application(s) for Pesticide Notification under Pesticide Registration Notice (PRN) 98-10 dated January 25, 2011 for the following product(s):

**UltraStop Home Insect Killer II      Reg. No. 192-221**

The Registration Division (RD) has conducted a review of this request for applicability under PR Notice 98-10 and finds that the label change(s) requested falls within the scope of PRN 98-10. The label has been date-stamped "Notification" and will be placed in our records.

If you have any questions, please contact Linda A. DeLuise at 703-305-5428.

Sincerely,

A handwritten signature in black ink, appearing to read "Richard J. Gebken".

Richard J. Gebken  
Product Manager  
Insecticide Branch  
Registration Division (7504P)

<h1 style="margin:0;">EPA</h1>	United States <b>Environmental Protection Agency</b> Washington, DC 20460	<input type="checkbox"/> Registration <input type="checkbox"/> Amendment <input checked="" type="checkbox"/> Other	OPP Identifier Number
--------------------------------	---	--	-----------------------

**Application for Pesticide - Section I**

1. Company/Product Number 192-221	2. EPA Product Manager Mark Suarez	3. Proposed Classification <input checked="" type="checkbox"/> None <input type="checkbox"/> Restricted
4. Company/Product (Name) UltraStop Home Insect Killer II	PM# 13	
5. Name and Address of Applicant (Include ZIP Code) Value Garden Supply, LLC P. O. Box 585 St. Joseph, MO 64502  <input type="checkbox"/> Check if this is a new address	6. Expedited Review. In accordance with FIFRA Section 3(c)(3)(b)(i), my product is similar or identical to the product(s) listed below:  EPA Reg. No.: Product Name:	<div style="border: 2px solid black; padding: 5px; display: inline-block;"> <b>NOTIFICATION</b>  <b>FEB 28 2011</b> </div>

**Section II**

<input type="checkbox"/> Amendment - Explain Below	<input type="checkbox"/> Final printed labels in response to Agency letter dated _____
<input type="checkbox"/> Resubmission in response to Agency letter dated _____	<input type="checkbox"/> "Me Too" Application
<input checked="" type="checkbox"/> Notification - Explain below	<input type="checkbox"/> Other - explain below

**Explanation:** Use additional page(s) if necessary. (For Section I and Section II).  
 Notification of addition of optional marketing claim [Controls Bed Bugs] to front panel of labeling & deletion of Registrant's web site address from labeling per PR Notice 98-10.  
 This notification is consistent with the provisions of PR Notice 98-10 and EPA regulations at 40 CFR 152.46, and no other changes have been made to the labeling or the confidential statement of formula of this product. I understand that it is a violation of 18 U.S.C. Sec. 1001 to willfully make any false statement to EPA. I further understand that if this notification is not consistent with the terms of PR Notice 98-10 and 40 CFR 152.46, this product may be in violation of FIFRA and I may be subject to enforcement action and penalties under sections 12 and 14 of FIFRA.

**Section III**

<b>1. Material This Product Will Be Packaged In:</b>			
Child-Resistant Packaging <input type="checkbox"/> Yes* <input type="checkbox"/> No  <i>*Certification must be submitted.</i>	Unit Packaging <input type="checkbox"/> Yes <input type="checkbox"/> No  If "Yes," Unit Package Wt.    No. Per Container	Water Soluble Packaging <input type="checkbox"/> Yes <input type="checkbox"/> No  If "Yes," Package Wt.    No. Per Container	2. Type of Container <input type="checkbox"/> Metal <input type="checkbox"/> Plastic <input type="checkbox"/> Glass <input type="checkbox"/> Paper <input type="checkbox"/> Other (Specify) _____
3. Location of Net Contents Information <input type="checkbox"/> Label <input type="checkbox"/> Container	4. Size(s) of Retail Container	5. Location of Label Directions <input type="checkbox"/> On Label <input type="checkbox"/> On Labeling accompanying product	
6. Manner In Which Label Is Affixed To Product <input type="checkbox"/> Lithograph <input type="checkbox"/> Other <input type="checkbox"/> Paper Glued <input type="checkbox"/> Stenciled			

**Section IV**

<b>1. Contact Point (Complete items directly below for identification of individual to be contacted, if necessary, to process this application.)</b>		
Name Diana Williams	Title Regulatory Affairs Manager	Telephone No. (Include Area Code)
I certify that the statements I have made on this form and all attachments thereto are true, accurate and complete. I acknowledge that any knowingly false or misleading statement may be punishable by fine or imprisonment or both under applicable law.		6. Date Application Received  (Stamped)
2. Signature 	3. Title Regulatory Affairs Manager	
4. Typed Name Diana Williams	5. Date January 25, 2011	



VALUE GARDEN SUPPLY

January 25, 2011

Document Processing Desk (NOTIF)  
Mr. Mark Suarez, PM Team 13  
Office of Pesticide Programs (7504P)  
U.S. Environmental Protection Agency  
1200 Pennsylvania Ave., NW  
Washington, DC 20460

Subject: Notification of Label Change per PR Notice 98-10  
EPA Reg. No. 192-221, UltraStop Home Insect Killer II

Enclosed is a notification application covering the addition of an optional marketing claim [Controls Bed Bugs] to the front panel of the subject product's labeling. The claim is a repetition of a claim already covered within the Directions for Use. We are also removing from the labeling, a reference to the Registrant's web site address.


One copy of the revised labeling is also enclosed, on which the revisions have been highlighted. Please note that this labeling incorporates the PR Notice 2007-4 revisions to the container disposal statement for which a separate Notification was sent to the Agency January 24, 2011.

If there are questions concerning this notification, please do not hesitate to contact me.

Sincerely,

Diana Williams  
Regulatory Affairs Manager  
On Behalf of Value Garden Supply, LLC

Enclosures



4/8

# UltraStop Home Insect Killer II

Editor's Note: Text in [Brackets] indicates optional statements, any or all of which may be used on the final label.

- [For Indoor and Outdoor Use]
- [Fast Acting - - Long Lasting]
- [Just one application quickly kills insects – Continues killing up to 7 months indoors]
- [Kills ants and roaches in seconds]
- [Controls Bed Bugs]
- [Non-Staining]
- [Ready-To-Use]
- [Ready-To-Spray]
- [Easy To Use]
- [Indoor protection for up to 7 months]
- [Kills on contact – Also kills with residual action]
- [With Battery Operated Sprayer]
- [Kills hidden bugs]
- [Use Indoors – Spray hiding places, cracks and crevices]
- [Use outdoors – Treat around windows, doors, porches, screens, patios and garages]
- [Satisfaction Guaranteed. If for any reason you are not completely satisfied with the performance or results of this (distributor Brand name) product, it will be replaced free of charge. Simply provide proof of purchase and return the product and/or unused portion to the place of purchase.]

**NOTIFICATION**  
FEB 28 2011

**ACTIVE INGREDIENT:**

Cyfluthrin ..... 0.1 %

**OTHER INGREDIENTS:** ..... 99.9 %

**TOTAL** ..... 100.0%

Net Contents: 32 fl oz (709 mL) or 1 gallon (3.78 L)

**FOR INDOOR/OUTDOOR RESIDENTIAL USE ONLY**

**KEEP OUT OF REACH OF CHILDREN**

**CAUTION**

See back panel/booklet for directions and additional precautionary statements

**EPA Reg. No. 192-221**

**EPA Est. No. 44616-MO-1**

Distributed by:  
Value Garden Supply, LLC  
PO Box 585, St. Joseph, MO 64502-0585

(952) 884-6477 [visit us at www.valuegardens.com](http://www.valuegardens.com)

**FIRST AID**

<b>If Swallowed</b>	<ul style="list-style-type: none"> <li>• Call a poison control center or doctor immediately for treatment advice.</li> <li>• Have person sip a glass of water if able to swallow.</li> <li>• Do not induce vomiting unless told to do so by a poison control center or doctor.</li> <li>• Do not give anything by mouth to an unconscious person.</li> </ul>
<b>If in eyes</b>	<ul style="list-style-type: none"> <li>• Hold eye open and rinse slowly and gently with water for 15 to 20 minutes.</li> <li>• Remove contact lenses, if present, after the first 5 minutes, then continue rinsing eye.</li> <li>• Call a poison control center or doctor for treatment advice.</li> </ul>
<b>If Inhaled</b>	<ul style="list-style-type: none"> <li>• Move person to fresh air.</li> <li>• If not breathing, call 911 or an ambulance, then give artificial respiration, preferably mouth-to-mouth if possible.</li> <li>• Contact doctor or poison control center for further treatment advice.</li> </ul>

**NOTE:** Have the product container or label with you when calling a poison control center or doctor, or going for treatment. You may also call 1-800-858-7378 for medical emergency information. Active Ingredient: Cyfluthrin 0.1% [CAS # 68359-37-5].

**Precautionary Statements**

**Hazards to Humans and Domestic Animals**

**CAUTION** Harmful if swallowed or inhaled. Causes moderate eye irritation. Avoid contact with skin, eyes, or clothing. Wash thoroughly with soap and water after handling and before eating, drinking, chewing gum, or using tobacco. Avoid breathing vapors or spray mist. Remove contaminated clothing and wash clothing before reuse.

**Environmental Hazards**


This pesticide is highly toxic to aquatic invertebrates and fish. Do not apply directly to water. Apply this product only as specified on this label.

**QUICK FACTS**

- Kills Ants and Roaches in Seconds
- Continues Killing Up To 7 Months Indoors
- Non-staining

**KILLS** Ants, Cockroaches, Fleas, Spiders and other listed pests.

**WHERE TO USE** Indoor as spot or crack and crevice spray. Outdoor as perimeter treatment.



### DIRECTIONS FOR USE

It is a violation of Federal Law to use this product in a manner inconsistent with its labeling. For best results, read and follow all label directions.

#### BEFORE YOU USE

Read and follow directions when using.

- This product is not intended for application to plants or lawns.
- Do not spray into fish pools, ponds, streams, or lakes.
- Indoors, do not use as a space spray (do not spray into the air)
- Remove animal feeding dishes before spraying.
- Keep children and pets away from treated areas until spray has dried.
- Do not use on surfaces where food is prepared or where food is exposed.
- Before spraying indoors, remove birds from area and tightly cover or remove fish bowls and aquariums.

#### HOW TO USE

Shake Well Before Use

► Editor's Note: For use with extended sprayer attachment:

[Sprayer Instructions: how to prime and care for your sprayer: 1. After shaking product well, remove cap from container and replace with sprayer hose and cap assembly. Tighten securely. 2. Turn sprayer nozzle one half turn counter-clockwise. Hold sprayer below the level of container and prime by pumping trigger 10-15 times until product is dispensed. Adjust nozzle to fine spray or jet stream as needed. 3. To store, turn nozzle to "off" position and store with sprayer above level of liquid in container to prevent leakage.


► Editor's Note: For use with battery operated sprayer attachment:

#### Indoor Use

- Hold container upright while spraying. Direct nozzle about 12 inches from surface to be treated.
- Spray around baseboards, into cracks and crevices and other places where insects live and hide (under sinks, cabinets, refrigerators, damp areas, etc.) until surfaces are wet. Avoid excessive wetting of linoleum, asphalt tiles or plastic.
- For long lasting residual action leave spray undisturbed. The product will keep on killing for up to 7 months.

#### Outdoor Use

- Apply to exterior surfaces of the home.
- Spray a band 3 to 4 feet wide around and alongside the foundation and porches of the house.
- Treat soil, turf or walkways adjacent to foundation and porches. Also treat 1 to 2 feet up along the side of the dwelling.
- For more serious problems, a wider band of treatment, up to 10 feet, may be necessary.
- Spray with the wind to avoid drifting of the spray onto skin or clothing.
- Treat where dissimilar building materials meet, such as where brick meets wood trim or where siding meets window edges or where cracks are visible or around and into any openings where utilities enter the home. Spray around doors and window frames.
- Treat outside surfaces of garages, carports, patios, driveways and sidewalks if insects are present.
- Treat other problem areas such as around wood piles, storage sheds and other areas of insect infestation as needed. Spray on ant trails and ant hills.
- For wasps, hornets, yellow jackets: Application to nests should be made late in evening when insects are at rest.
- To aid in control of **fire ants** in lawns and other outdoor home recreation areas, thoroughly drench the entire mound area. Spray provides contact activity and residual in the active mound. Use a coarse spray and apply gently to avoid disturbing ants. Note: For best results apply in cool weather 65 to 80° F, or in early morning or late evening hours. Treat new mounds as they appear.



[This product is applied directly from the container using the battery operated trigger sprayer. The sprayer is packaged with the batteries installed. To use, remove the cap from the container, insert the pick up tube and thread cap attached to pick up tube to the container. Move the safety lock located below the trigger to the "ON" position. Pull trigger, waiting several seconds for fluid to prime. Adjust the sprayer tip to deliver the desired spray to the application site. To store move the safety lock located below the trigger to the "LOCK" position.]

**Wood Infesting Pests**

- For control of **termites and wood-infesting beetles** found above ground, apply to voids and holes in damaged wood, and in spaces between wooden structures and between the sill plate and foundation where wood is exposed.
- Apply spray to exposed worker and winged reproductive forms of termites. This type of application is intended to be a supplemental treatment for control of drywood and above-ground subterranean termites and other wood-infesting insects. It is not intended as a substitute for soil treatments for termite control. For active termite infestations obtain the services of a licensed pest control operator.
- For control of **swarming or reproductive stages of termites**, apply a coarse spray to the swarm or area on which they collect.
- For control of **carpenter ants** around houses and other structures, apply around doors and windows and other places where carpenter ants may enter the premises. Spray into cracks and crevices or voids where these ants or their nests are present. Use a sufficient amount of coarse spray to cover the area.
- For control of **carpenter bees in structures**, spray the liquid directly into bee entrance holes. Leave the entrance holes open for 24 hours to be certain that returning adult bees are killed. When there is no activity, the hole may be sealed with a suitable sealant.

<b>KILLS</b>	<b>INDOOR PESTS CONTROLLED</b>			
	<b>1. CRAWLING PESTS</b>			
	Ants (except Pharaoh)	Centipedes	Firebrats	Silverfish
	Bedbugs	Cockroaches	Millipedes	Sowbugs
	Carpenter Beetles	Crickets	Pillbugs	Spiders
		Earwigs		
	<b>2. FLYING PESTS</b>			
	Clothes moths	Gnats	Mosquitoes	Wasps
	Flies	Midges	Moths	Yellow Jackets
	<b>3. PANTRY &amp; STORED PRODUCT PESTS</b>			
<b>BEETLES:</b>				
(exposed adults & immature stages)	Dermestid	Leather	Mealworm	
Cadelle	Drug-store	Lesser Grain Borer	Red Flour	
Cigarette	Granary Weevil	Lesser Mealworm	Rice Weevil	
Confused Flour	Hide	Merchant Grain	Sawtoothed Grain	
	Larder		Warehouse	
<b>MOTHS:</b>				
Indian Meal	Mediterranean Flour			

<b>KILLS</b>	<b>OUTDOOR/PERIMETER PESTS</b>			
	Ants	Crickets	Gnats	Moths
	Bees	Earwigs	Ground Beetles	Scorpions
	Boxelder Bugs	Elm leaf Beetle	Hornets	Silverfish
	Carpenter Ants	Fire Ants	Imported Red Fire Ants	Spiders
	Cecidflies	Firebrats	Midges	Ticks (including Deer Ticks)
	Centipedes	Flies	Millipedes	Wasps
	Clusterflies	Fleas	Mosquitoes	Yellow Jackets
	Cockroaches			

8/8

WOOD INFESTING PESTS			
<b>BETLES:</b>	False Powderpost	Powderpost	Carpenter Bees
Ambrosia	Old House Borer	Carpenter Ants	
Deathwatch			
<b>TERMITES:</b>			
Subterranean	Formosan	Drywood	

Re-enter when spray is dry.

**Storage and Disposal**

**Product Storage:** Store this product in original container. Store in a dry area away from children and domestic animals.  
**Disposal:** Nonrefillable container. Do not reuse or refill this container. **If empty:** Place in trash or offer for recycling if available. **If partly filled:** Call your local solid waste agency for disposal instructions. Never pour unused product down any indoor or outdoor drain.

**NOTICE**

Research and testing have determined that the "Directions for Use" are appropriate for the proper use of this product under expected conditions. The Buyer assumes responsibility for lack of performance or safety if not used according to the directions.

Notification Opt Mark Claim – 01/25/2011

