

192-221

03/09/2009

1/9



UNITED STATES ENVIRONMENTAL PROTECTION AGENCY  
WASHINGTON, D.C. 20460

OFFICE OF  
PREVENTION, PESTICIDES AND  
TOXIC SUBSTANCES

Ms. Diana Williams  
Regulatory Affairs Manager  
Value Gardens Supply, LLC  
P.O. Box 585  
St. Joseph, MO 64501

MAR 9 2009

SUBJECT: Application for Pesticide Notification (PRN 98-10)  
Request General Label Change (Marketing Claims)  
EPA Reg. No. 192-221  
Application Dated January 27, 2009

Dear Registrant:

The Agency is in receipt of your Application for Pesticide Notification under Pesticide Registration Notice (PRN) 98-10 dated 02/27/09 for the above product. The Registration Division (RD) has conducted a review of this request for its applicability under PRN 98-10 and finds that the action(s) requested fall within the scope of PRN 98-10. The label submitted with the application has been stamped "Notification" and will be placed in our records.

If you have any questions, please call me directly at 703-305-6249 or Owen F. Beeder of my staff at 703-308-8899.

Sincerely,

A handwritten signature in black ink, appearing to be "Linda Arrington".

Linda Arrington  
Notifications & Minor Formulations Team Leader  
Registration Division (7505P)  
Office of Pesticide Programs

Please read instructions on reverse before completing form.

Form Approved, OMB No. 2070-0080



United States  
Environmental Protection Agency  
Washington, DC 20460

 Registration  
 Amendment  
 Other

OPP Identifier Number

### Application for Pesticide - Section I

1. Company/Product Number 192-221	2. EPA Product Manager G. LaRocca Replacement	3. Proposed Classification <input checked="" type="checkbox"/> None <input type="checkbox"/> Restricted
4. Company/Product (Name) UltraStop Home Insect Killer II	PM# 13	
5. Name and Address of Applicant (Include ZIP Code) Value Garden Supply PO Box 585 St. Joseph, MO 64502 <input type="checkbox"/> Check if this is a new address	6. Expedited Review. In accordance with Section 3(c)(3)(b)(i), my product is similar or identical in composition and labeling to: <input checked="" type="checkbox"/> EPA Reg. No. _____ Product Name _____	

**NOTIFICATION**  
MAR 09 2009

### Section - II

<input type="checkbox"/> Amendment - Explain below.	<input type="checkbox"/> Final printed labels in response to Agency letter dated _____
<input type="checkbox"/> Resubmission in response to Agency letter dated _____	<input type="checkbox"/> "Me Too" Application.
<input checked="" type="checkbox"/> Notification - Explain below.	<input type="checkbox"/> Other - Explain below.

Explanation: Use additional page(s) if necessary. (For section I and Section II.)

Addition of an optional marketing related statement (a "Satisfaction Guaranteed" statement) to the label per PR Notice 98-10. See Certification Statement attached.

### Section - III

1. Material This Product Will Be Packaged In:					
Child-Resistant Packaging <input type="checkbox"/> Yes* <input type="checkbox"/> No	Unit Packaging <input type="checkbox"/> Yes <input type="checkbox"/> No	Water Soluble Packaging <input type="checkbox"/> Yes <input type="checkbox"/> No	2. Type of Container <input type="checkbox"/> Metal <input type="checkbox"/> Plastic <input type="checkbox"/> Glass <input type="checkbox"/> Paper <input type="checkbox"/> Other (Specify) _____		
* Certification must be submitted		If "Yes" Unit Packaging wgt.    No. per container	If "Yes" Package wgt    No. per container		
3. Location of Net Contents Information <input type="checkbox"/> Label <input type="checkbox"/> Container		4. Size(s) Retail Container		5. Location of Label Directions <input type="checkbox"/> On Label <input type="checkbox"/> On Labeling accompanying product	
6. Manner in Which Label is Affixed to Product <input type="checkbox"/> Lithograph <input type="checkbox"/> Paper glued <input type="checkbox"/> Stenciled			<input type="checkbox"/> Other _____		

### Section - IV

1. Contact Point (Complete items directly below for identification of individual to be contacted, if necessary, to process this application.)		
Name Diana Williams	Title Regulatory Affairs Mgr	Telephone No. (Include Area Code) 952-884-6477
Certification I certify that the statements I have made on this form and all attachments thereto are true, accurate and complete. I acknowledge that any knowingly false or misleading statement may be punishable by fine or imprisonment both under applicable law.		6. Date Application Received (Stamped)
2. Signature 	3. Title Regulatory Affairs Manager	
4. Typed Name Diana Williams	5. Date January 27, 2009	



VALUE GARDEN SUPPLY

January 27, 2009

Document Processing Desk (NOTIF)  
Office of Pesticide Programs (7504P)  
U.S. Environmental Protection Agency  
1200 Pennsylvania Avenue, N.W.  
Washington, D.C. 20460

Subject: NOTIFICATION  
UltraStop Home Insect Killer II  
EPA Reg. No. 192-221

Value Garden Supply, LLC is submitting the subject product registration for notification to add an optional marketing related statement to the label. The statement is a "Satisfaction Guaranteed" that one of our supplemental distributors uses on their product labeling.


Along with the application form, we are enclosing two copies of the label with the marketing related statement highlighted on one label. If there are any questions regarding this submission, please contact me.

If the Agency concurs with our assessment that the optional use of the highlighted statement is appropriately filed by Notification, we would appreciate receiving a copy of the labeling from the Agency marked Notification.

Sincerely,

Diana Williams  
Regulatory Affairs  
On Behalf of Value Garden Supply

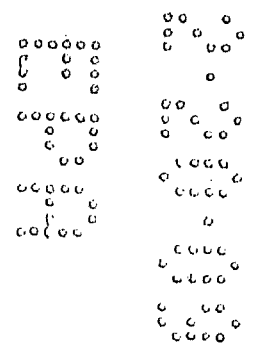
Enclosures



Re: Value Garden Supply UltraStop Home Insect Killer II; EPA Reg. No. 192-221  
Notification dated January 27, 2009

This notification is consistent with the provisions of PR Notice 90-10 and EPA regulations at 40 CFR 152.46, and no other changes have been made to the labeling or the confidential statement of formula of this product. I understand that it is a violation of 18 U.S.C. Sec. 1001 to willfully make any false statement to EPA. I further understand that if this notification is not consistent with the terms of PR Notice 98-010 and 40 CFR 152.46, this product may be in violation of FIFRA and I may be subject to enforcement action and penalties under sections 12 and 14 of FIFRA.

Signed: *Alicia Williams*  
Regulatory Affairs Manager  
Value Garden Supply, LLC



S/a

# UltraStop

## Home Insect Killer II

Editor's Note: Text in [Brackets] indicates optional statements, any or all of which may be used on the final label.

- [For Indoor and Outdoor Use]
- [Fast Acting - - Long Lasting]
- [Just one application quickly kills insects – Continues killing up to 7 months indoors]
- [Kills ants and roaches in seconds]
- [Non-Staining]
- [Ready-To-Use]
- [Ready-To-Spray]
- [Easy To Use]
- [Indoor protection for up to 7 months]
- [Kills on contact – Also kills with residual action]
- [With Battery Operated Sprayer]
- [Kills hidden bugs]
- [Use Indoors – Spray hiding places, cracks and crevices]
- [Use outdoors – Treat around windows, doors, porches, screens, patios and garages]
- [Satisfaction Guaranteed. If for any reason you are not completely satisfied with the performance or results of this (distributor Brand name) product, it will be replaced free of charge. Simply provide proof of purchase and return the product and/or unused portion to the place of purchase.]

**NOTIFICATION**  
**MAR 09 2009**

**ACTIVE INGREDIENT:**

Cyfluthrin ..... 0.1 %

**OTHER INGREDIENTS:** ..... 99.9 %

**TOTAL** ..... 100.0%

Net Contents: 32 fl oz (709 mL) or 1 gallon (3.78 L)

**FOR INDOOR/OUTDOOR RESIDENTIAL USE ONLY**

**KEEP OUT OF REACH OF CHILDREN**  
**CAUTION**


See back panel/booklet for directions and additional precautionary statements

EPA Reg. No. 192-221

EPA Est. No. 44616-MC-1

Distributed by:  
Value Garden Supply, LLC  
PO Box 585, St. Joseph, MO 64502-0585

(952) 884-6477 [visit us at: [www.valuegardens.com](http://www.valuegardens.com)]



**FIRST AID**

<p><b>If Swallowed</b></p>	<ul style="list-style-type: none"> <li>• Call a poison control center or doctor immediately for treatment advice.</li> <li>• Have person sip a glass of water if able to swallow.</li> <li>• Do not induce vomiting unless told to do so by a poison control center or doctor.</li> <li>• Do not give anything by mouth to an unconscious person.</li> </ul>
<p><b>If in eyes</b></p>	<ul style="list-style-type: none"> <li>• Hold eye open and rinse slowly and gently with water for 15 to 20 minutes.</li> <li>• Remove contact lenses, if present, after the first 5 minutes, then continue rinsing eye.</li> <li>• Call a poison control center or doctor for treatment advice.</li> </ul>
<p><b>If Inhaled</b></p>	<ul style="list-style-type: none"> <li>• Move person to fresh air.</li> <li>• If not breathing, call 911 or an ambulance, then give artificial respiration, preferably mouth-to-mouth if possible.</li> <li>• Contact doctor or poison control center for further treatment advice.</li> </ul>

**NOTE:** Have the product container or label with you when calling a poison control center or doctor, or going for treatment. You may also call 1-800-858-7378 for medical emergency information. Active Ingredient: Cyfluthrin 0.1% [CAS # 68359-37-5].

**Precautionary Statements**

**Hazards to Humans and Domestic Animals**

**CAUTION** Harmful if swallowed or inhaled. Causes moderate eye irritation. Avoid contact with skin, eyes, or clothing. Wash thoroughly with soap and water after handling and before eating, drinking, chewing gum, or using tobacco. Avoid breathing vapors or spray mist. Remove contaminated clothing and wash clothing before reuse.

**Environmental Hazards**

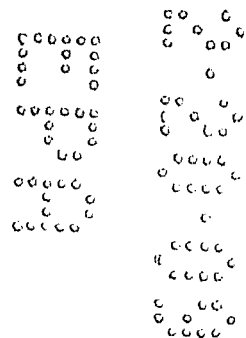
This pesticide is highly toxic to aquatic invertebrates and fish. Do not apply directly to water. Apply this product only as specified on this label.

**QUICK FACTS**

- Kills Ants and Roaches in Seconds
- Continues Killing Up To 7 Months Indoors
- Non-staining

**KILLS** Ants, Cockroaches, Fleas, Spiders and other listed pests.

**WHERE TO USE** Indoor as spot or crack and crevice spray. Outdoor as perimeter treatment.



### DIRECTIONS FOR USE

It is a violation of Federal Law to use this product in a manner inconsistent with its labeling. For best results, read and follow all label directions.

#### BEFORE YOU USE

Read and follow directions when using.

- This product is not intended for application to plants or lawns.
- Do not spray into fish pools, ponds, streams, or lakes.
- Indoors, do not use as a space spray (do not spray into the air)
- Remove animal feeding dishes before spraying.
- Keep children and pets away from treated areas until spray has dried.
- Do not use on surfaces where food is prepared or where food is exposed.
- Before spraying indoors, remove birds from area and tightly cover or remove fish bowls and aquariums.

#### HOW TO USE

Shake Well Before Use

► Editor's Note: For use with extended sprayer attachment:

[Sprayer Instructions: how to prime and care for your sprayer: 1. After shaking product well, remove cap from container and replace with sprayer hose and cap assembly. Tighten securely. 2. Turn sprayer nozzle one half turn counter-clockwise. Hold sprayer below the level of container and prime by pumping trigger 10-15 times until product is dispensed. Adjust nozzle to fine spray or jet stream as needed. 3. To store, turn nozzle to "off" position and store with sprayer above level of liquid in container to prevent leakage.

► Editor's Note: For use with battery operated sprayer attachment:

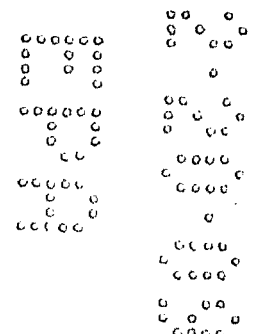
#### Indoor Use

- Hold container upright while spraying. Direct nozzle about 12 inches from surface to be treated.
- Spray around baseboards, into cracks and crevices and other places where insects live and hide (under sinks, cabinets, refrigerators, damp areas, etc.) until surfaces are wet. Avoid excessive wetting of linoleum, asphalt tiles or plastic.
- For long lasting residual action leave spray undisturbed. The product will keep on killing for up to 7 months.

#### Outdoor Use

- Apply to exterior surfaces of the home.
- Spray a band 3 to 4 feet wide around and alongside the foundation and porches of the house.
- Treat soil, turf or walkways adjacent to foundation and porches. Also treat 1 to 2 feet up along the side of the dwelling.
- For more serious problems, a wider band of treatment, up to 10 feet, may be necessary.
- Spray with the wind to avoid drifting of the spray onto skin or clothing.
- Treat where dissimilar building materials meet, such as where brick meets wood trim or where siding meets window edges or where cracks are visible or around and into any openings where utilities enter the home. Spray around doors and window frames.
- Treat outside surfaces of garages, carports, patios, driveways and sidewalks if insects are present.
- Treat other problem areas such as around wood piles, storage sheds and other areas of insect infestation as needed. Spray on ant trails and ant hills.
- For wasps, hornets, yellow jackets: Application to nests should be made late in evening when insects are at rest.
- To aid in control of **fire ants** in lawns and other outdoor home recreation areas, thoroughly drench the entire mound area. Spray provides contact activity and residual in the active mound. Use a coarse spray and apply gently to avoid disturbing ants. Note: For best results apply in cool weather 65 to 80° F, or in early morning or late evening hours. Treat new mounds as they appear.

#### Wood Infesting Pests



[This product is applied directly from the container using the battery operated trigger sprayer. The sprayer is packaged with the batteries installed. To use, remove the cap from the container, insert the pick up tube and thread cap attached to pick up tube to the container. Move the safety lock located below the trigger to the "ON" position. Pull trigger, waiting several seconds for fluid to prime. Adjust the sprayer tip to deliver the desired spray to the application site. To store move the safety lock located below the trigger to the "LOCK" position.]

- For control of **termites and wood-infesting beetles** found above ground, apply to voids and holes in damaged wood, and in spaces between wooden structures and between the sill plate and foundation where wood is exposed.
- Apply spray to exposed worker and winged reproductive forms of termites. This type of application is intended to be a supplemental treatment for control of drywood and above-ground subterranean termites and other wood-infesting insects. It is not intended as a substitute for soil treatments for termite control. For active termite infestations obtain the services of a licensed pest control operator.
- For control of **swarming or reproductive stages of termites**, apply a coarse spray to the swarm or area on which they collect.
- For control of **carpenter ants** around houses and other structures, apply around doors and windows and other places where carpenter ants may enter the premises. Spray into cracks and crevices or voids where these ants or their nests are present. Use a sufficient amount of coarse spray to cover the area.
- For control of **carpenter bees in structures**, spray the liquid directly into bee entrance holes. Leave the entrance holes open for 24 hours to be certain that returning adult bees are killed. When there is no activity, the hole may be sealed with a suitable sealant.

<b>KILLS</b>	<b>INDOOR PESTS CONTROLLED</b>			
	<b>1. CRAWLING PESTS</b>			
	Ants (except Pharaoh)	Centipedes	Firebrats	Silverfish
	Bedbugs	Cockroaches	Millipedes	Sowbugs
	Carpet Beetles	Crickets	Pillbugs	Spiders
		Earwigs		
	<b>2. FLYING PESTS</b>			
Clothes moths	Gnats	Mosquitoes	Wasps	
Flies	Midges	Moths	Yellow Jackets	
<b>3. PANTRY &amp; STORED PRODUCT PESTS</b>				
<b>BEETLES:</b>				
(exposed adults & immature stages)	Dermestid	Leather	Mealworm	
Cadelle	Drug-store	Lesser Grain	Red Flour	
Cigarette	Granary Weevil	Borer	Rice Weevil	
Confused Flour	Hide	Lesser Mealworm	Sawtoothed Grain	
	Larder	Merchant Grain	Warehouse	
<b>MOTHS:</b>				
Indian Meal	Mediterranean Flour			

<b>KILLS</b>	<b>OUTDOOR/PERIMETER PESTS</b>			
	Ants	Crickets	Gnats	Moths
	Bees	Earwigs	Ground Beetles	Scorpions
	Boxelder Bugs	Elm leaf Beetle	Hornets	Silverfish
	Carpenter Ants	Fire Ants	Imported Red Fire Ants	Spiders
	Cecidflies	Firebrats	Midges	Ticks (including Deer Ticks)
	Centipedes	Flies	Millipedes	Wasps
	Clusterflies	Fleas	Mosquitoes	Yellow Jackets
	Cockroaches			



9/9

WOOD INFESTING PESTS			
BETTERLES:	False Powderpost	Powderpost	Carpenter Bees
Ambrosia	Old House Borer	Carpenter Ants	
Deathwatch			
TERMITES:			
Subterranean	Formosan	Drywood	

Re-enter when spray is dry.

**Storage and Disposal**

Product Storage: Store this product in original container. Store in a dry area away from children and domestic animals.  
 Disposal: **If empty:** Do not reuse container. Place in trash or offer for recycling if available. **If partly filled:** Call your local solid waste agency or 1-800-CLEANUP for disposal instructions. Never pour unused product down any indoor or outdoor drain.

**NOTICE**

Research and testing have determined that the "Directions for Use" are appropriate for the proper use of this product under expected conditions. The Buyer assumes responsibility for lack of performance or safety if not used according to the directions.

Per Notification – 01/27/09

**NOTIFICATION**  
**MAR 09 2009**

