

PM 23

192-118

2/17/99

P712/10

**ACCEPTED**

**FEB 17 1999**

Under the Federal Insecticide, Fungicide, and Rodenticide Act, as amended, for the pesticide registered under EPA Reg. No. 192-118

FRONT CONTAINER PANEL

**DEXOL**

**LAWN WEED**

**KILLER**

**Kills Dandelions, Henbit, Spurge,  
Clover, Poison Ivy, and  
Most Other Broadleaf Weeds**

**Contains Trimec®**

**Treats 4,000 Sq.Ft.(Claim for 1 Pint Size Container)  
OR  
Treats 8,000 Sq.Ft.(Claim for 1 Quart Size Container)**

**Kills 33+ Weed Types, Roots & All**

**Active Ingredients:**

\*Dimethylamine Salt of 2-(2-methyl-4-chlorophenoxy) propionic acid . . . . . 3.66%

\*\*Dimethylamine Salt of 2,4-dichlorophenoxyacetic acid . . . . . 7.59%

\*\*\*Dimethylamine Salt of Dicamba (3,6-dichloro-o-anisic acid) . . . . . 0.84%

**Inert Ingredients:** . . . . . 87.91%

**Total** . . . . . **100.00%**

**This product contains:**

\*0.260 lb. 2-(2-methyl-4-chlorophenoxy) propionic acid per gallon or 3.02%.

+\*\*0.543 lb. 2,4-Dichlorophenoxyacetic acid per gallon or 6.30%.

\*\*\*0.059 lb. 3,6-dichloro-o-anisic acid per gallon or 0.69%.


+ Isomer Specific by AOAC Method No. 6.D01-5

**Keep Out of Reach of Children**

**CAUTION**

**See back panel for additional precautionary statements**

**NET \_\_\_\_\_ FL.OZ. ( \_\_\_\_\_ ML)**



**BACK CONTAINER PANEL**

**SEE BACK PANEL FOR COMPLETE DIRECTIONS FOR USE**

**PRECAUTIONARY STATEMENTS  
HAZARDS TO HUMANS & DOMESTIC ANIMALS**

**CAUTION:** Harmful if swallowed, inhaled or absorbed through the skin. Avoid breathing vapors or spray mist. Avoid contact with skin, eyes or clothing. Wear long-sleeved shirt, long pants, socks, goggles, shoes and chemical resistant gloves when using or applying this product. After using this product, wash non-disposable gloves thoroughly with soap and water before removing, remove clothing and launder separately before re-use, and promptly and thoroughly wash hands and exposed skin with soap and water. Remove saturated clothing as soon as possible and shower. The maximum number of broadcast applications per treatment site is 2 per year. Do not allow people (other than applicator) or pets on treatment area during application. Do not enter treatment areas until spray has dried. Avoid contamination of food or feedstuffs. Food utensils such as teaspoons or measuring cups should not be used for food purposes after use with pesticides.

**STATEMENT OF PRACTICAL TREATMENT**

**If Swallowed:** Call a physician or Poison Control Center immediately! Drink 1 or 2 glasses of water and induce vomiting by touching back of throat with finger. Never induce vomiting or give anything by mouth to an unconscious person. **If Inhaled:** Remove victim to fresh air. Apply artificial respiration if indicated and get medical attention. **If On Skin:** Immediately remove contaminated clothing and wash affected areas with plenty of soap and water. **If In Eyes:** Flush eyes with plenty of water. Get medical attention

**ENVIRONMENTAL HAZARDS**

This product is toxic to aquatic invertebrates. Drift or run-off may adversely affect aquatic invertebrates and non-target plants. Do not apply directly to water. Do not contaminate water when disposing of equipment washwaters, or pour the washwaters on the ground. Spray or drain over a large area away from wells, other water sources and desirable plants. Do not apply this product through any type of irrigation system.

**Dexol, a division of Verdant Brands, Inc.  
9555 James Avenue South, Suite 200  
Bloomington, MN 55431  
612-703-3300**

**EPA Reg. No. 192-118  
EPA Est. No. 192-CA-1**

[CONTAINER SIDE PANEL]

**Kills:**

Buckhorn  
Carpet Weed  
Chickweed  
Clover  
Dandelion  
Frenchweed  
Hawkweed  
Jimson Weed  
Lambsquarter  
Mallow  
Mustard  
Pennywort  
Pigweed  
Poison Ivy  
Purslane  
Sheep Sorrel  
Smartweed  
Spurge  
Wild Carrot  
Wild Lettuce  
Wild Radish  
**and Most Other Broadleaf Weeds**

Burdock  
Cocklebur  
Chicory  
Dock  
Dog Fennel  
Galun Sage  
Henbit  
Knot Weed  
Lippia  
Morning Glory  
Oxalis  
Peppergrass  
Plantain  
Poison Oak  
Ragweed  
Shepherdspurse  
Speedwell  
Thistle  
Wild Garlic  
Wild Onion  
Yarrow

4/10

**[PAMPHLET LABEL]**

**DEXOL**

**LAWN WEED**

**KILLER**

**Kills Dandelions, Henbit, Spurge,  
Clover, Poison Ivy, and  
Most Other Broadleaf Weeds**

**Contains Trimec®**

**Treats 4,000 Sq.Ft.(Claim for 1 Pint Size Container)  
OR  
Treats 8,000 Sq.Ft.(Claim for 1 Quart Size Container)**

**Kills 33+ Weed Types, Roots & All**

**Active Ingredients:**

*Dimethylamine Salt of 2-(2-methyl-4-chlorophenoxy) propionic acid . . . . .	3.66%
**Dimethylamine Salt of 2,4-dichlorophenoxyacetic acid . . . . .	7.59%
***Dimethylamine Salt of Dicamba (3,6-dichloro-o-anisic acid) . . . . .	0.84%

<b>Inert Ingredients:</b> . . . . .	<u>87.91%</u>
<b>Total</b>	<b>100.00%</b>

**This product contains:**

- \*0.260 lb. 2-(2-methyl-4-chlorophenoxy) propionic-acid per gallon or 3.02%.
- +\*\*0.543 lb. 2,4-Dichlorophenoxyacetic acid per gallon or 6.30%.
- \*\*\*0.059 lb. 3,6-dichloro-o-anisic acid per gallon or 0.69%.  
+ Isomer Specific by AOAC Method No. 6.D01-5

**Keep Out of Reach of Children**

**CAUTION**

**See back panel for additional precautionary statements**

**PAMPHLET LABEL - PAGE 2]**

**PRECAUTIONARY STATEMENTS  
HAZARDS TO HUMANS & DOMESTIC ANIMALS**

**CAUTION:** Harmful if swallowed, inhaled or absorbed through the skin. Avoid breathing vapors or spray mist. Avoid contact with skin, eyes or clothing. Wear long-sleeved shirt, long pants, socks, goggles, shoes and chemical resistant gloves when using or applying this product. After using this product, wash non-disposable gloves thoroughly with soap and water before removing, remove clothing and launder separately before re-use, and promptly and thoroughly wash hands and exposed skin with soap and water. Remove saturated clothing as soon as possible and shower. The maximum number of broadcast applications per treatment site is 2 per year. Do not allow people (other than applicator) or pets on treatment area during application. Do not enter treatment areas until spray has dried. Avoid contamination of food or feedstuffs. Food utensils such as teaspoons or measuring cups should not be used for food purposes after use with pesticides.

**STATEMENT OF PRACTICAL TREATMENT**

**If Swallowed:** Call a physician or Poison Control Center immediately. Drink 1 or 2 glasses of water and induce vomiting by touching back of throat with finger. Never induce vomiting or give anything by mouth to an unconscious person. **If Inhaled:** Remove victim to fresh air. Apply artificial respiration if indicated and get medical attention. **If On Skin:** Immediately remove contaminated clothing and wash affected areas with plenty of soap and water. **If In Eyes:** Flush eyes with plenty of water. Get medical attention

**ENVIRONMENTAL HAZARDS**

This product is toxic to aquatic invertebrates. Drift or run-off may adversely affect aquatic invertebrates and non-target plants. Do not apply directly to water. Do not contaminate water when disposing of equipment washwaters, or pour the washwaters on the ground. Spray or drain over a large area away from wells, other water sources and desirable plants. Do not apply this product through any type of irrigation system.

**[THE FOLLOWING DIRECTIONS FOR USE WILL BE USED WITH PRODUCTS PACKAGED "WITHOUT" A HOSE-END SPRAYER ATTACHMENT]**

**DIRECTIONS FOR USE:** It is a violation of Federal law to use this product in a manner inconsistent with its labeling. **This product is for use on home lawns and home recreational turf areas only! Do not apply this product to sites or areas not listed or prohibited on this label.**

**USE PRECAUTIONS:** **DO NOT** allow spray or drift to contact vegetables, flowers, ornamental plants, shrubs, trees or other desirable plants. **DO NOT** pour spray solution near these plants. **DO NOT** broadcast apply to Centipede, St. Augustine, Carpetgrass, Dichondra, Desirable Bentgrass or Clover as injury may occur. Using a tank-type sprayer and following recommended rates, "Spot Treatments" can be made in such sensitive lawn types to kill undesirable weeds. **DO NOT** apply to areas underlaid by roots of desirable trees and shrubs. **DO NOT** exceed recommended rates as injury to turf may occur.

**PAMPHLET LABEL - PAGE 3**

**CONTROLS:** Buckhorn, Burdock, Carpet Weed, Cocklebur, Chickweed, Chicory, Clover, Dock, Dandelion, Dog Fennel, Frenchweed, Galin Sage, Hawkweed, Henbit, Jimson Weed, Knot Weed, Lambsquarter, Lippia, Mallow, Morning Glory, Mustard, Oxalis, Pennywort, Peppergrass, Pigweed, Plantains, Poison Ivy, Poison Oak, Purslane, Ragweed, sheep Sorrel, Shepherdspurse, Smartweed, Speedwell, Spurge, Thistle, Wild Carrot, Wild Garlic, Wild Lettuce, Wild Onion, Wild Radish, Yarrow and Most Other Broadleaf Weeds.

**WHERE TO USE:** Dexol Lawn Weed Killer may be used to effectively kill weeds in Bluegrass, Bermuda or Zoysia home turf areas. After applying this product, many broadleaf weeds will begin to show visible signs of leaf curl within a few days. Some hard-to-kill broadleaf weeds may require a second treatment in 3 - 4 weeks.

**WHEN TO APPLY:** Apply anytime during the growing season when weeds are actively growing. Treat Chickweed, Henbit, Wild Onion and Garlic in the Fall or in the Spring, as needed. For new lawns, wait until the turf has reached a height of 2 inches and turf has been mowed at least 3 times. Do not re-seed or plant stolons for 3 - 4 weeks following application of this product. Poor weed control may result if treatment is made during drought or just prior to rainfall. For best results, mow lawn a few days before treating. Do not water lawn within 48 hours after treatment. Do not mow lawn within 48 hours after application. The maximum number of broadcast applications per treatment site is 2 per year.

This product can reach groundwater as a result of mixing and loading. To minimize groundwater contamination from spills during mixing, loading and cleaning of equipment, take the following steps:

**MIXING & LOADING:** When mixing, loading or applying this product, wear long-sleeved shirt, long pants, socks, shoes, goggles and chemical resistant gloves. The mixing and loading of spray mixtures into the spray equipment must be carried out on an impervious pad (i.e., concrete slab, plastic sheeting) large enough to catch any spilled material. If spills occur, contain the spill using an absorbent material (e.g., sand, earth or synthetic absorbent). Dispose of the contaminated material by placing in a plastic bag and follow the disposal instructions on this label. Triple rinse empty containers and add rinse water to the mixing tank.

**CLEANING EQUIPMENT:** When cleaning equipment, do not pour the washwater on the ground; spray or drain over a large area away from wells and other water sources.

**HOW TO USE:** Use a commercially available hose-end sprayer or tank type application sprayer. Use recommended amount of Dexol Lawn Weed Killer (Column 1) and add water to indicated level (Column 2). Spray to cover amount of area indicated (Column 3).

Column 1		Column 2	Column 3
Amount of Dexol Lawn Weed Killer To Use (Tbsp.)      (Fl.Oz.)		Amount of Water to Use (Gallons)	Area to Treat (Sq.Ft.)
2	1	1	250

7/10

**[PAMPHLET LABEL - PAGE 4]**

10	5	5	1,250
20	10	10	2,500
30	15	15	3,750
32	16	16	4,000
40	20	20	5,000
64	32	32	8,000

**STORAGE & DISPOSAL**

**Storage:** Store in a cool, dry place away from fertilizers, seeds, insecticides, or fungicides. Keep in original container and preferably in a locked storage area away from children and pets. Do not store below 32°F. **Disposal:** Securely wrap original container in several layers of newspaper and discard in trash.

**[THE FOLLOWING DIRECTIONS FOR USE WILL BE USED WITH PRODUCT PACKAGED WITH A HOSE-END SPRAYER ATTACHMENT]**

**DIRECTIONS FOR USE:** It is a violation of Federal law to use this product in a manner inconsistent with its labeling. **This product is for use on home lawns and home recreational turf areas only. Do not apply this product to sites or areas not listed or prohibited on this label.**

**USE PRECAUTIONS:** **DO NOT** allow spray or drift to contact vegetables, flowers, ornamental plants, shrubs, trees or other desirable plants. **DO NOT** pour spray solution near these plants. **DO NOT** broadcast apply to Centipede, St. Augustine, Carpetgrass, Dichondra, Desirable Bentgrass or Clover as injury may occur. **DO NOT** apply to areas underlaid by roots of desirable trees and shrubs. **DO NOT** exceed recommended rates as injury to turf may occur.

**CONTROLS:** Buckhorn, Burdock, Carpet Weed, Cocklebur, Chickweed, Chicory, Clover, Dock, Dandelion, Dog Fennel, Frenchweed, Galin Sage, Hawkweed, Henbit, Jimson Weed, Knot Weed, Lambsquarter, Lippia, Mallow, Morning Glory, Mustard, Oxalis, Pennywort, Peppergrass, Pigweed, Plantains, Poison Ivy, Poison Oak, Purslane, Ragweed, Sheep Sorrel, Shepherdspurse, Smartweed, Speedwell, Spurge, Thistle, Wild Carrot, wild Garlic, Wild Lettuce, Wild Onion, Wild Radish, Yarrow and Most Other Broadleaf Weeds.

**WHERE TO USE:** Dexol Lawn Weed Killer may be used to effectively kill weeds in Bluegrass, Bermuda or Zoysia home turf areas. After applying this product, many broadleaf weeds will begin to show visible signs of leaf curl within a few days. Some hard-to-kill broadleaf weeds may require a second treatment in 3 - 4 weeks.

**WHEN TO APPLY:** Apply anytime during the growing season when weeds are actively growing. Treat Chickweed, Henbit, Wild Onion and Garlic in the Fall or in the Spring, as needed. For new lawns, wait until the turf has reached a height of 2 inches and turf has been mowed at least 3 times. Do not re-seed or plant stolons for 3 - 4 weeks following application of this product. Poor weed control may result if treatment is made during drought or just

[PAMPHLET LABEL - 1 ]E 5]

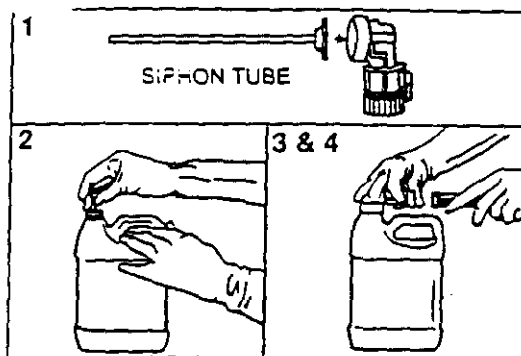
8/10

prior to rainfall. For best results, mow lawn a few days before treating. Do not water lawn within 48 hours after treatment. Do not mow lawn within 48 hours after application. The maximum number of broadcast applications per treatment site is 2 per year. This product can reach groundwater as a result of spills. To minimize groundwater contamination from spills during attachment of hose-end applicator take the following steps: **LOADING:** When attaching hose-end sprayer attachment and applying this product, wear long-sleeved shirt, long pants, socks, shoes, goggles and chemical resistant gloves.


**HOW TO USE:** Determine size of spraying job. Measure area to be sprayed to determine the number of square feet of lawn area to be treated. Follow hose-end spray attachment and spraying instructions given below. Apply 1 pint to cover 4,000 Sq.Ft. (or 1 Quart to cover 8,000 sq. Ft.).

[OPTION 1]

**HOSE-END SPRAYER ATTACHMENT INSTRUCTIONS:** 1) Remove cap and foil liner from bottle. 2) Place siphonage tube into bottle. 3) Turn sprayer off by turning on/off valve 1/4 turn. Securely screw hose into hose-end sprayer attachment.



**SPRAYER INSTRUCTIONS:** The hose-end sprayer attachment has been precalibrated to deliver 2 teaspoons per 1 gallon of water. 1) Turn on water. **TO START FLOW OF PRODUCT**, turn sprayer attachment on. Product will be automatically diluted at proper ratio. Hold about 3 feet above area to be treated moving at a steady pace to ensure consistent coverage. When applying, hold container by placing sprayer attachment in palm of hand and securely grasping container handle with fingers. 2) **TO STOP FLOW OF PRODUCT**, turn sprayer attachment off. **NOTE:** To ensure adequate coverage, use moderate to high water pressure when applying.

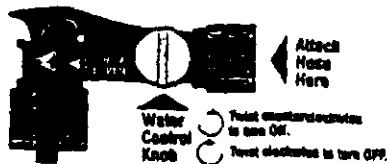




9/10

**PAMPHLET LABEL - PAGE 6**

**OPTION 21**



**Product Control Button** Turn triangular knob clockwise until point aligns with the small arrowhead. Push in to ALLOW product flow. When finished, push in from opposite side to STOP product flow. Turn the knob counterclockwise to prevent accidental discharge of product.

**Water Control Knob** Twist counterclockwise to turn OFF. Twist clockwise to turn OFF.

**EASY TO USE**

1. Make sure the ON/OFF Water Control Knob is in the OFF position.
2. Shake well before applying.
3. Connect spray nozzle to hose with convenient swivel end.
4. Turn the triangular knob on Product Control Button to align with the small arrowhead, then push the button in all the way. Avoid squeezing bottle, as contents may spray through nozzle opening.
5. Turn water on at faucet.
6. When ready to spray, point nozzle toward lawn, then turn Water Control Knob to ON position.
7. When finished, push Product Control Button to OFF position to stop product flow. Turn Water Control Knob to OFF and turn off faucet. Turn Water Control Knob to ON to release water pressure, then turn OFF again.
8. To prevent accidental discharge when not in use, turn the triangular knob so that it is not aligned with the small arrowhead and cannot be pushed in. Store out of reach of children.

**STORAGE & DISPOSAL**

**Storage:** Store in a cool, dry place away from fertilizers, seeds, insecticides, or fungicides. Keep in original container and preferably in a locked storage area away from children and pets. Do not store below 32°F. **Disposal:** Do not re-use empty container or hose-end sprayer attachment. Securely wrap original container and hose-end sprayer attachment in several layers of newspaper and discard in trash.

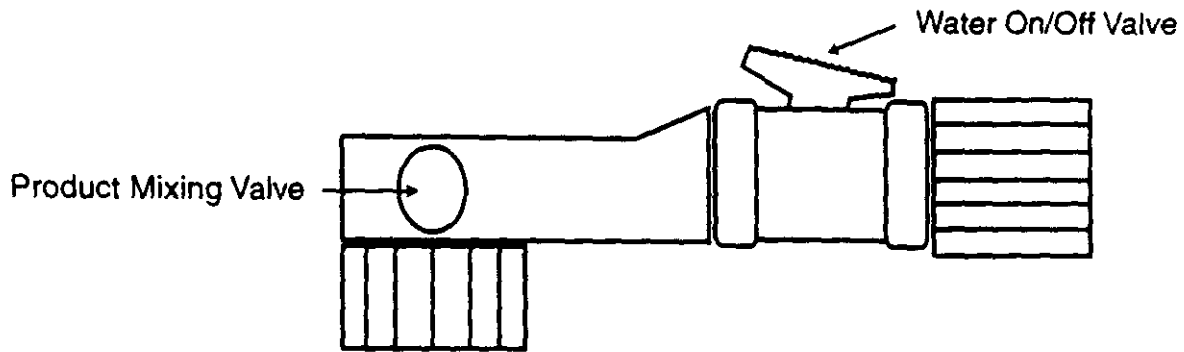
**NOTICE: BUYER ASSUMES ALL RESPONSIBILITY FOR SAFETY AND USE NOT IN ACCORDANCE WITH DIRECTIONS AND PRECAUTIONS.**

Dexol, a division of Verdant Brands, Inc.  
 9555 James Avenue South, Suite 200  
 Bloomington, MN 55431  
 612-703-3300

EPA Reg. No. 192-118  
 EPA Est. No. 192-CA-1

## INSTRUCTIONS

---



1. Make sure Water Valve is in the OFF or back position and the red Product Mixing Valve is in the CLOSED or upright position.
2. Shake the product well and firmly attach to garden hose.
3. Turn water on at faucet and aim nozzle toward lawn. To begin water flow, turn Water Valve ON by pushing forward. To begin spraying mixture, rotate Product Mixing Valve OPEN by turning it 1/4 of a turn counter clockwise.
4. Walk at a steady pace spraying in a side to side arc slightly overlapping treated areas. Refer to graduated side of container to guide coverage.
5. To stop spraying, turn the Product Mixing Valve to the CLOSED or upright position and return the Water Valve to the OFF or back position.
6. For product storage, both valves should be in the CLOSED/OFF position.