

UNITED STATES ENVIRONMENTAL PROTECTION AGENCY

September 14, 2005

Janine M. Polizzi
Authorized Agent for
Purdy Products Company
c/o ChemReg International, LLC
1990 Old Bridge Road, Suite 201
Lake Ridge, VA 22192-2383

Subject: Stera-Sheen Sanitizer
EPA Registration No. 178-17
Application Date: August 24, 2005
Receipt Date: August 24, 2005

Dear Ms. Polizzi:

This acknowledges receipt of your notification, submitted under the provision of PR Notice 98-10, FIFRA section 3(c)9.

Proposed Notification

- addition to Directions for Use Statement for new package size

General Comments

Based on a review of the material submitted, the following comments apply:

The notification application is acceptable and a copy has been inserted in your file for future reference.

Should you have any questions or comments concerning this letter, please contact me at (703) 308-6345.

Sincerely,

Wanda Y. Henson
Product Reviewer (32)
Regulatory Management Branch II
Antimicrobials Division (7510C)

CONCURRENCES

IBOL	7510C	7510C					
NAME	E. Berg	Henson					
TE	9/14/05	9-14-05					

ChemReg[®]

INTERNATIONAL, LLC

2/7

1990 OLD BRIDGE ROAD, SUITE 201
LAKE RIDGE, VIRGINIA 22192-2383

DIRECT: 703-492-2717
MAIN: 703-492-0445
Fax: 703-492-0668

E-MAIL: polizzi@chemreg.com
WEB SITES: www.chemreg.com
www.pesticide.net

JANINE M. POLIZZI

Hand delivered

August 24, 2005

Document Processing Desk (NOTIF)
Office of Pesticide Programs (7504C)
U.S. Environmental Protection Agency
Room 266A, Crystal Mall 2
1801 South Bell Street
Arlington, VA 22202-4501

Attn: Emily Mitchell (PM 32)

Re: Notification of labeling change per PR Notice 98-10 for Stera-Sheen Sanitizer, EPA Reg. No 178-17

Dear Emily:

On behalf of our client, Purdy Products Company, the following is a notification, per PR Notice 98-10, for Stera-Sheen Sanitizer, EPA Reg. No 178-17. Directions for Use have been added to accommodate an additional container size, a 6-pound jar, with a ¼ ounce scoop. This change does not affect the dilution ratio according to Section IIM1 of PR Notice 98-10.

In addition, for product stewardship purposes, we have added a smaller scale of the use dilution (refer to end of Directions for Use) that does not affect the dilution ratio.

Enclosed please find:

- Application (EPA Form 8570-1) that includes the Notification Statement per PR Notice 98-10;
- Two copies of the label with one copy with changes highlighted.

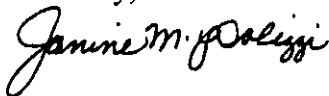
CONSULTANTS TO SUCCESS[®]

Expertise in Toxicology, Residue and Product Chemistry, Environmental Fate, Efficacy, Registration Strategies and Implementation, Regulatory Compliance, Label Development, Exposure and Risk Assessments, Data Citation and Compensation, Study Design and Monitoring.



Emily Mitchell
Page 2
August 24, 2005

Please contact me if you have any questions regarding this submission.

Sincerely,



Janine M. Polizzi
Authorized Agent, ChemReg International, LLC



Cc: Paul Husemoller, Purdy Products Company



United States
 Environmental Protection Agency
 Washington, DC 20460

<input type="checkbox"/>	Registration	OPP Identifier Number
<input type="checkbox"/>	Amendment	
<input checked="" type="checkbox"/>	Other	

Application for Pesticide – Section I

1. Company/Product Number 178-17	2. EPA Product Manager Emily Mitchell	3. Proposed Classification <input checked="" type="checkbox"/> None <input type="checkbox"/> Restricted
4. Company/Product (Name) Stera-Sheen Sanitizer	PM # 32	
5. Name and Address of Applicant (Include ZIP Code) Purdy Products Company P.O. Box 456 Wauconda, IL 60084 <input type="checkbox"/> Check if this is a new address	6. Expedited Review. In accordance with FIFRA Section 3(c)(3) (b)(i), my product is similar or identical in composition and labeling to: EPA Reg No. _____ Product Name _____	

Section - II

<input type="checkbox"/> Amendment – Explain below	<input type="checkbox"/> Final printed labels in response to Agency letter dated _____
<input type="checkbox"/> Resubmission in response to Agency letter dated _____	<input type="checkbox"/> "Me Too" Application
<input checked="" type="checkbox"/> Notification – Explain below	<input type="checkbox"/> Other – Explain below

Explanation: Use additional page(s) if necessary. (For Section I and Section II.)
 Notification of additional mixing directions, which do not affect the dilution ratio, to accommodate additional container size, per PR Notice 98-10, Section II.M1, Directions for Use and an addition of a smaller scale of the use dilution.

This notification is consistent with the provisions of PR Notice 98-10 and EPA regulations at 40 CFR 152.46, and no other changes have been made to the labeling or the confidential statement of formula of this product. I understand that it is a violation of 18 U.S.C. Sec. 1001 to willfully make any false statement to EPA. I further understand that if this notification is not consistent with the terms of PR Notice 98-10 and 40 CFR 152.46, this product may be in violation of FIFRA and I may be subject to enforcement action and penalties under sections 12 and 14 of FIFRA.

Section III

1. Material This Product Will be Packaged in:				2. Type of Container	
Child-Resistant Packaging <input type="checkbox"/> Yes <input checked="" type="checkbox"/> No	Unit Packaging <input checked="" type="checkbox"/> Yes <input type="checkbox"/> No	Water Soluble Packaging <input type="checkbox"/> Yes <input checked="" type="checkbox"/> No		<input type="checkbox"/> Metal	<input checked="" type="checkbox"/> Plastic
*Certification must be submitted		If "Yes" Unit Packaging wgt. 1 oz or 1.5 oz or 6 pounds	No. per container	If "Yes" Package wgt	No. per container
3. Location of Net Contents Information <input checked="" type="checkbox"/> Label <input type="checkbox"/> Container		4. Size(s) Retail Container 1 oz or 1.5 oz packets 6 pounds		5. Location of label directions <input type="checkbox"/> On Label <input checked="" type="checkbox"/> On Label accompanying product	
6. Manner in Which Label is Affixed to Product				<input type="checkbox"/> Lithograph <input type="checkbox"/> Paper glued <input type="checkbox"/> Stenciled <input checked="" type="checkbox"/> Other packets and jar – flexography screened. Outer carton paper glued	

Section IV

1. Contact Person (Complete items directly below for identification of individual to be contacted, if necessary, to process this application.)		
Name Janine Polizzi	Title ChemReg International, LLC Agent for Purdy Products	Telephone No. (Include Area Code) 703-492-2717
Certification I certify that the statements I have made on this form and all attachments thereto are true, accurate and complete. I acknowledge that any knowingly false or misleading statement may be punishable by fine or imprisonment or both under applicable law		6. Date Application Received (Stamped)
2. Signature 	3. Title ChemReg International, LLC Agent for Purdy Products	
4. Typed Name Janine Polizzi	5. Date 8/24/2005	

STERA-SHEEN SANITIZER

For Institutional Use Only

[Optional marketing statements]

[Chlorinating sanitizer for kitchen utensils and other food-contact surfaces]

ACTIVE INGREDIENT

Sodium dichloro-s-triazinetriene dehydrate*23.85%

OTHER INGREDIENTS 76.15%

TOTAL 100.00%

*Available Chlorine 13.36%

KEEP OUT OF REACH OF CHILDREN

WARNING

(For Outer Label): SKIN AND EYE IRRITANT

(For Inner label only): See Outer Carton for Additional Precautionary Statements

(For Inner label only): See Side Panel for Additional Precautionary Statements

EPA Registration No. 178-17


EPA Est. No. 178-IL-1

Purdy Products Company

P.O. BOX 456

WAUCONDA, IL 60084

NET WEIGHT: 1.0 oz packet (28.4 g), 1.5 oz packet (42.5 g), 6 lbs. [jar]



6/7

FIRST AID:	
Have the product container or label with you when calling a poison control center or doctor, or going for treatment.	
IF IN EYES	<ul style="list-style-type: none"> • Hold eye open and rinse slowly and gently with water for 15-20 minutes. • Remove contact lenses, if present, after the first 5 minutes, then continue rinsing eye • Call a poison control center or doctor for treatment advice
IF ON SKIN OR CLOTHING	<ul style="list-style-type: none"> • Take off contaminated clothing • Rinse skin immediately with plenty of water for 15-20 minutes • Call a poison control center or doctor for treatment advice
IF SWALLOWED	<ul style="list-style-type: none"> • Immediately call a poison control center or doctor • Do not induce vomiting unless told to do so by a poison control center or doctor • Do not give any liquid to the person. • Do not give anything by mouth to an unconscious person
IF INHALED	<ul style="list-style-type: none"> • Move person to fresh air • If person is not breathing, call 911 or an ambulance, then give artificial respiration, preferably by mouth-to-mouth, if possible • Call a poison control center or doctor for treatment advice
FOR 24-HOUR EMERGENCY MEDICAL ASSISTANCE, CALL 1-800-222-1222	
NOTE TO PHYSICIAN: Probable mucosal damage may contraindicate the use of gastric lavage.	

PRECAUTIONARY STATEMENTS


HAZARDS TO HUMANS AND DOMESTIC ANIMALS

WARNING

Causes eye and skin irritation. Harmful if swallowed, absorbed through the skin or inhaled. Do not get in eyes or on skin or clothing. Avoid breathing dust. Wash thoroughly with soap and water after handling. Remove contaminated clothing and wash before reuse.

PHYSICAL OR CHEMICAL HAZARD

Do not use in combination with soap, detergent or other chemicals. If mixed with ammonia, toilet bowl cleaners, drain openers, acid-containing products, or readily oxidizable materials, harmful gases will be given off. In case of accidental mixing with such chemicals, ventilate the area and move to fresh air.



DIRECTIONS FOR USE

It is a violation of Federal law to use this product in a manner inconsistent with its labeling.

[Directions for 1 oz packet and for jar with ¼ oz. scoop]

KITCHEN UTENSILS AND EQUIPMENT

1. Scrape or rinse all loose food soils.
2. Brush wash with a suitable detergent.
3. Rinse thoroughly with clean, hot water.
4. In a clean sink approximately ½ full (10 gal/38L) of lukewarm water (75°F/24°C) mix 1 packet *[For jar: four ¼ oz. scoops]* of Stera-Sheen Sanitizer (yield 100 ppm available chlorine). Immerse utensils or equipment for 1-2 minutes. Remove and drain. Place on a clean surface to dry. Follow local health ordinances.

STATIONARY EQUIPMENT AND OTHER FOOD CONTACT SURFACES

To sanitize stationary equipment and other food-contact surfaces, flood the surface with the sanitizing solution or apply with a clean cloth or sponge, making sure to completely wet all surfaces for at least 60 seconds. Let air dry. Follow local health ordinances.

1 packet *[For jar: 4 scoops]* + 10 gal. (38 L) of water = 100 ppm available chlorine
 One ¼ ounce scoop + 2 ½ gal. (9.5 L) of water = 100 ppm available chlorine

[Directions for 1.5 oz packet and for jar with ¼ oz. scoop]

KITCHEN UTENSILS AND EQUIPMENT

1. Scrape or rinse all loose food soils.
2. Brush wash with a suitable detergent.
3. Rinse thoroughly with clean, hot water.
4. In a clean sink approximately ½ full (15 gal/57L) of lukewarm water (75°F/24°C) mix 1 packet *[For jar: six ¼ oz. scoops]* of Stera-Sheen Sanitizer (yield 100 ppm available chlorine). Immerse utensils or equipment for 1-2 minutes. Remove and drain. Place on a clean surface to dry. Follow local health ordinances.

STATIONARY EQUIPMENT AND OTHER FOOD CONTACT SURFACES

To sanitize stationary equipment and other food-contact surfaces, flood the surface with the sanitizing solution or apply with a clean cloth or sponge, making sure to completely wet all surfaces for at least 60 seconds. Let air dry. Follow local health ordinances.

1 packet *[For jar: 6 scoops]* + 15 gal. (57 L) of water = 100 ppm available chlorine
 One ¼ ounce scoop + 2 ½ gal. (9.5 L) of water = 100 ppm available chlorine

STORAGE AND DISPOSAL

Do not contaminate water, food or feed by storage or disposal.

Storage: Keep material dry and in a dry, well-ventilated area away from heat or open flame. Store in cool, dry, well-ventilated area away from heat or open flame.

Pesticide Disposal: Wastes resulting from the use of this product may be disposed of on-site or at an approved waste disposal facility.

Container Disposal: Place completely empty packets and cartons in trash collection or dispose in sanitary landfill or incinerate.