

178-9

06/23/2005

1/11

UNITED STATES ENVIRONMENTAL PROTECTION AGENCY

June 23, 2005

Janine M. Polizzi
Authorized Agent for
Purdy Products Company
c/o ChemReg International, LLC
1990 Old Bridge Road, Suite 201
Lake Ridge, VA 22192-2383

Subject: Stera-Sheen Green label Sanitizer and Cleaner
EPA Registration No. 178-9
Application Date: May 27, 2005
Receipt Date: May 27, 2005

Dear Ms. Polizzi:

This acknowledges receipt of your notification, submitted under the provision of
PR Notice 98-10, FIFRA section 3(c)9.

Proposed Notification

- addition of marketing statements
- addition of alternate brand name "Sani-Tea"
- addition of use directions for additional size/container type
- removal of redundant general statements
- removal of occurrences of brand name

General Comments

Based on a review of the material submitted, the following comments apply:

The notification application is acceptable and a copy has been inserted in your file
for future reference.

CONCURRENCES

YMBOL	7510C	7510C						
JRNAME	E. Berg	Henson						
DATE	6/23/05	6-23-05						

2/11

UNITED STATES ENVIRONMENTAL PROTECTION AGENCY

Should you have any questions or comments concerning this letter, please contact me at (703) 308-6345.

Sincerely,


Wanda Y. Henson
Product Manager (32)
Regulatory Management Branch II
Antimicrobials Division (7510C)

CONCURRENCES

SYMBOL							
URNAME							
ATE							

Please read instructions on reverse before completing form

Form Approved, OMB No. 2070-0060, Approval expires 5-31-98

	United States	<input type="checkbox"/> Registration	OPP Identifier Number
	Environmental Protection Agency	<input type="checkbox"/> Amendment	
	Washington, DC 20460	<input checked="" type="checkbox"/> Other	

Application for Pesticide - Section I

1. Company/Product Number EPA Reg. No. 178-9	2. EPA Product Manager Emily Mitchell	3. Proposed Classification <input type="checkbox"/> None <input type="checkbox"/> Restricted
4. Company/Product (Name) Stera-Sheen Green Label Sanitizer & Cleaner	PM # 32	
5. Name and Address of Applicant (Include ZIP Code) Purdy Products Company PO Box 456 Wauconda, IL 60084 <input type="checkbox"/> Check if this is a new address	6. Expedited Review. In accordance with FIFRA Section 3(c)(3) (b)(i), my product is similar or identical in composition and labeling to: EPA Reg No. _____ Product Name _____	

Section - II

<input type="checkbox"/> Amendment - Explain below	<input type="checkbox"/> Final printed labels in response to Agency letter dated _____
<input type="checkbox"/> Resubmission in response to Agency letter dated _____	<input type="checkbox"/> "Me Too" Application
<input type="checkbox"/> Notification - Explain below	<input checked="" type="checkbox"/> Other - Explain below

Explanation: Use additional page(s) if necessary. (For Section I and Section II.)

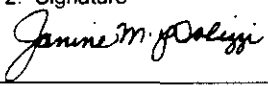
Notification, per PR Notice 98-10, of Alternate Brand Name, Sani-Tea; Additional Marketing Statements; Additional Packaging size and related Labeling; Removal of general information on page 2; and Removal of occurrences of the brand name from within the Directions of Use..

"This notification is consistent with the provisions of PR Notice 98-10 and EPA regulations at 40 CFR 152.46, and no other changes have been made to the labeling or the confidential statement of formula of this product. I understand that it is a violation of 18 U.S.C. Sec. 1001 to willfully make any false statement to EPA. I further understand that if this notification is not consistent with the terms of PR Notice 98-10 and 40 CFR 152.46, this product may be in violation of FIFRA and I may be subject to enforcement action and penalties under sections 12 and 14 of FIFRA."

Section III

1. Material This Product Will be Packaged in:				2. Type of Container	
Child-Resistant Packaging <input type="checkbox"/> Yes <input type="checkbox"/> No	Unit Packaging <input checked="" type="checkbox"/> Yes <input type="checkbox"/> No	Water Soluble Packaging <input type="checkbox"/> Yes <input checked="" type="checkbox"/> No		<input type="checkbox"/> Metal	<input checked="" type="checkbox"/> Plastic
"Certification must be submitted"	If "Yes" Unit Packaging wgt. 2 oz. packets in carton	No. per container 100	If "Yes" Package wgt	No. per container	<input checked="" type="checkbox"/> Paper
					<input type="checkbox"/> Other (Specify) _____
3. Location of Net Contents Information <input checked="" type="checkbox"/> Label <input type="checkbox"/> Container		4. Size(s) Retail Container 100- 2 oz. packets in 12.5 lb carton, 1.5 oz. packets, and 4-pound jar		5. Location of label directions <input checked="" type="checkbox"/> On Label <input type="checkbox"/> On Label accompanying product	
6. Manner in Which Label is Affixed to Product <input type="checkbox"/> Lithograph <input type="checkbox"/> Paper glued <input type="checkbox"/> Stenciled			<input checked="" type="checkbox"/> Other Jars: screened. Packet and carton: flexography press		

Section IV

1. Contact Person (Complete items directly below for identification of individual to be contacted, if necessary, to process this application.)		
Name Janine M. Polizzi	Title Authorized Agent ChemReg International, LLC	Telephone No. (Include Area Code)
Certification I certify that the statements I have made on this form and all attachments thereto are true, accurate and complete. I acknowledge that any knowingly false or misleading statement may be punishable by fine or imprisonment or both under applicable law		6. Date Application Received (Stamped)
2. Signature 	3. Title Authorized Agent ChemReg International, LLC	
4. Typed Name Janine M. Polizzi	5. Date May 27, 2005	

32

ChemReg

INTERNATIONAL, LLC

4/11

1990 OLD BRIDGE ROAD, SUITE 201
LAKE RIDGE, VIRGINIA 22192-2383

DIRECT: 703-492-2717
MAIN: 703-492-0445
Fax: 703-492-0668

E-MAIL: polizzi@chemreg.com
WEB SITES: www.chemreg.com
www.pesticide.net

JANINE M. POLIZZI

Hand Delivered

May 27, 2005

Document Processing Desk (NOTIF)
Office of Pesticide Programs (7504C)
U. S. Environmental Protection Agency
Room 266A, Crystal Mall 2
1801 South Bell St.
Arlington, VA 22202-4501

Attn: Emily Mitchell (PM 32)

RE: Notification of changes to registration of Stera-Sheen Green Label Sanitizer & Cleaner,
EPA Reg. No. 178-9

Dear Emily:

On behalf of Purdy Products Company, we are submitting a notification of the following changes to the registration for Stera-Sheen Green Label Sanitizer & Cleaner, EPA Reg. No. 178-9, per PR Notice 98-10.

- As permitted by PR Notice 98-10, II A Brand names, we are adding the alternate brand name "Sani-Tea".
- We are adding Additional marketing statements to the Master Label.
- As permitted by PR Notice 98-10, IIE Changes in Packaging and Related Labeling Statements, we are adding an additional container size, 1.5-ounce packet, and adding Directions for Use related to the new size.
- We are removing general information statements from page 2 of the label because they are, in part, redundant to other statements. In addition, these statements are not required on other currently registered labels. Michael Hardy, ombudsman for the Antimicrobials Divisions confirmed that it is acceptable to remove these statements via the Notification process.
- We are also removing all occurrences of the brand name from within the Directions of Use.

CONSULTANTS TO SUCCESSSM

Over One Hundred and Fifty Years of Combined Experience Assisting Chemical, Pesticide, Bio-Chemical and Life Science Companies on a Wide Range of Issues, Including Regulatory Strategies, Registration, Data Support and Compensation, Quality Assurance, Study Design and Scientific Matters.

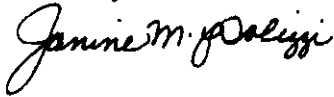
Emily Mitchell
Page 2
May 27, 2005

Enclosed please find the following items:

1. Application Form (EPA Form 8570-1).
2. One copy of revised Master Label.
3. One copy of revised Master Label, with changes marked.
4. One copy of label with Alternate Brand Name, "Sani-Tea", with changes marked


If you have any questions, please contact me at 703-492-2717.

Sincerely,



Janine Polizzi

cc: Purdy Products Company



6/11

MASTER LABEL

**STERA-SHEEN
GREEN LABEL
sanitizer & cleaner**

(Optional Marketing Statement)
DETERGENT/SANITIZER/MILKSTONE REMOVER (FOR FROSTY MACHINES)
MILKSTONE REMOVER
TEA BREWER CLEANER & SANITIZER
TEA BREWER/DISPENSER CLEANSER AND SANITIZER

ACTIVE INGREDIENT

Sodium Dichloro-S-Triazinetrione Dihydrate	2.4%
OTHER INGREDIENTS	97.6%
TOTAL	100.0%

KEEP OUT OF REACH OF CHILDREN

WARNING

(For Outer Carton) Read precautionary statements on side panel.
(For Inner Carton) See outer carton for additional Storage and Disposal Directions.
(For Jar) Read precautionary statements on side panel.

PRECAUTIONARY STATEMENTS

Hazards To Human And Domestic Animals

Warning: Causes substantial but temporary eye injury. Harmful if swallowed or absorbed through the skin. Do not get in eyes, on skin or on clothing. Wash thoroughly with soap and water after handling and before eating, drinking, chewing gum, or using tobacco. Remove and wash contaminated clothing before reuse.

PHYSICAL AND CHEMICAL HAZARDS

Do not use in combination with soaps, other detergents or chemicals.

FIRST AID

If in eyes:

- Hold eye open and rinse slowly and gently with water for 15-20 minutes.
- Remove contact lenses, if present, after the first 5 minutes, then continue rinsing eye.
- Call poison control center or doctor for treatment advice.

If on skin or clothing:

- Take off contaminated clothing.
- Rinse skin immediately with plenty of water for 15-20 minutes.
- Call poison control center or doctor for treatment advice.

If swallowed:

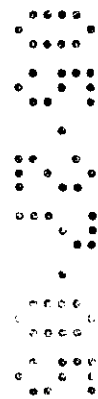
- Call poison control center or doctor immediately for treatment advice.
- Have person sip a glass of water if able to swallow.
- Do not induce vomiting unless to do so by poison control center or doctor.
- Do not give anything by mouth to an unconscious person.

FOR MEDICAL EMERGENCY INFORMATION CALL 1-800-222-1222

Have the product container or label with you when calling a poison control center or doctor, or going for treatment.

NOTE TO PHYSICIAN

Probable mucosal damage may contraindicate the use of gastric lavage.



7/11

MASTER LABEL

MANUFACTURED BY
PURDY PRODUCTS CO.
P.O. BOX 456
WAUCONDA, IL 60084

NET WEIGHT: XX

EPA Reg. No. 178-9

EPA Est. No. 178-IL-1

Required use dilution

2 ozs. to 2 gal. water = 100 p.p.m. Available Chlorine (for 1.5 oz packet: "1.5 ozs to 1.5 gal. water = 100 p.p.m") pH between 9 and 10

AVAILABLE CHLORINE 1.34%. PLEASE REFER TO YOUR OPERATOR'S MANUAL FOR DETAILED INSTRUCTIONS.

DIRECTIONS FOR USE

It is a violation of Federal Law to use this product in a manner that is inconsistent with labeling.

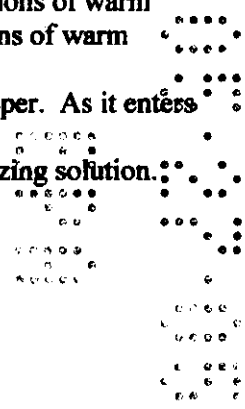
CLEANING AND SANITIZING FROZEN DESSERT MACHINES

CLEANING AND DISASSEMBLY INSTRUCTIONS

1. Take hopper cover, gasket and mix feed device to sink for cleaning.
2. Place control switch in "Wash" position.
3. Drain all product into sanitized rerun container if local health codes permit.
4. Pour two gallons of cool rinse water into hopper. Brush clean hopper and inlet hole.
5. Place control switch in "Wash" position and agitate for two minutes. Drain rinse water. Switch to "Off" position. Repeat rinsing procedure until water is clear.
6. Dissolve one 2-ounce packet (for Plastic Container "one-2 oz. scoop") in 2 gallons of warm water. (For 1.5-ounce packet: "Dissolve one 1.5-ounce packet in 1 1/2 gallons of warm water.")
7. Pour solution into hopper and inlet hole.
8. Place control switch in "Wash" position to agitate for five minutes. Drain all solution. Switch to "Off" position.
9. Remove all freezing cylinder parts and door. Brush clean all disassembly parts in cleaning sanitizing solution and allow to air dry.
10. Repeat procedures for units with two freezer cylinders.

ASSEMBLY, SANITIZING AND OPERATING INSTRUCTIONS

1. Assemble and lubricate all disassembled parts to manufactured specifications.
2. Dissolve one 2 oz. packet (for Plastic Container "one-2 oz. scoop") in 2 gallons of warm water. (For 1.5-ounce packet: "Dissolve one 1.5-ounce packet in 1 1/2 gallons of warm water.")
3. Pour 2 gallons (For 1.5-ounce packet: "Pour 1.5 gallons") solution into hopper. As it enters the freezing cylinder, brush clean hopper and inlet hole.
4. Place control in "Wash" position to agitate for five minutes. Drain all sanitizing solution. Switch to "Off" position.
5. Pour specified amount of fresh mix into hopper.



8/11

MASTER LABEL

STORAGE AND DISPOSAL


- Do not contaminate water, food, or feed by storage or disposal.
- Open dumping prohibited.

PESTICIDE STORAGE: Keep product dry in tightly closed container when not in use. Store in cool, dry, well-ventilated area away from heat or open flame.

PESTICIDE DISPOSAL: Waste resulting from the use of this product may be disposed of on site or at an approved wasted disposal facility.

CONTAINER DISPOSAL: (For packet disposal or carton disposal) Do not reuse empty packet (and/or carton). Completely empty packet (and/or carton) and dispose of empty packet (and/or carton) in sanitary landfill.

(For plastic container only) Triple rinse (or equivalent). Then offer for recycling or reconditioning, or puncture and dispose of in sanitary landfill, or incineration, or if allowed by state and local authorities, by burning. If burned, stay out of smoke.



9/11

SANI-TEA

(Optional Marketing Statement)

DETERGENT/SANITIZER/MILKSTONE REMOVER (FOR FROSTY MACHINES)

MILKSTONE REMOVER

TEA BREWER CLEANER & SANITIZER

TEA BREWER/DISPENSER CLEANSER AND SANITIZER

ACTIVE INGREDIENT

Sodium Dichloro-S-Triazinetrione Dihydrate 2.4%

OTHER INGREDIENTS 97.6%

TOTAL 100.0%

KEEP OUT OF REACH OF CHILDREN

WARNING

(For Outer Carton) Read precautionary statements on side panel.

(For Inner Carton) See outer carton for additional Storage and Disposal Directions.

(For Jar) Read precautionary statements on side panel.

PRECAUTIONARY STATEMENTS

Hazards To Human And Domestic Animals

Warning: Causes substantial but temporary eye injury. Harmful if swallowed or absorbed through the skin. Do not get in eyes, on skin or on clothing. Wash thoroughly with soap and water after handling and before eating, drinking, chewing gum, or using tobacco. Remove and wash contaminated clothing before reuse.

PHYSICAL AND CHEMICAL HAZARDS

Do not use in combination with soaps, other detergents or chemicals.

FIRST AID

If in eyes:

- Hold eye open and rinse slowly and gently with water for 15-20 minutes.
- Remove contact lenses, if present, after the first 5 minutes, then continue rinsing eye.
- Call poison control center or doctor for treatment advice.

If on skin or clothing:

- Take off contaminated clothing.
- Rinse skin immediately with plenty of water for 15-20 minutes.
- Call poison control center or doctor for treatment advice.

If swallowed:


- Call poison control center or doctor immediately for treatment advice.
- Have person sip a glass of water if able to swallow.
- Do not induce vomiting unless to do so by poison control center or doctor.
- Do not give anything by mouth to an unconscious person.

FOR MEDICAL EMERGENCY INFORMATION CALL 1-800-222-1222

Have the product container or label with you when calling a poison control center or doctor, or going for treatment.

NOTE TO PHYSICIAN

Probable mucosal damage may contraindicate the use of gastric lavage.



MANUFACTURED BY
PURDY PRODUCTS CO.
P.O. BOX 456
WAUCONDA, IL 60084

NET WEIGHT: XX

EPA Reg. No. 178-9

EPA Est. No. 178-IL-1

~~STERA SHEEN GREEN LABEL SANITIZER & CLEANER~~ Required use dilution
2 ozs. to 2 gal. water = 100 p.p.m. Available Chlorine (for 1.5 oz packet: "1.5 ozs to 1.5
gal. water = 100 p.p.m") pH between 9 and 10

Using one 2 oz. packet (for Plastic Container "one 2 oz. scoop") ~~STERA SHEEN GREEN LABEL SANITIZER & CLEANER~~ to 2 gallons warm water gives 100 p.p.m. available chlorine and will effectively act as a sanitizer against *Escherichia coli* and *Staphylococcus aureus* within 30 seconds in 500 p.p.m. hardness of water. **AVAILABLE CHLORINE 1.34%. PLEASE REFER TO YOUR OPERATOR'S MANUAL FOR DETAILED INSTRUCTIONS.**

DIRECTIONS FOR USE

It is a violation of Federal Law to use this product in a manner that is inconsistent with labeling.

CLEANING AND SANITIZING FROZEN DESSERT MACHINES

CLEANING AND DISASSEMBLY INSTRUCTIONS

1. Take hopper cover, gasket and mix feed device to sink for cleaning.
2. Place control switch in "Wash" position.
3. Drain all product into sanitized rerun container if local health codes permit.
4. Pour two gallons of cool rinse water into hopper. Brush clean hopper and inlet hole.
5. Place control switch in "Wash" position and agitate for two minutes. Drain rinse water. Switch to "Off" position. Repeat rinsing procedure until water is clear.
6. Dissolve one 2-ounce packet (for Plastic Container "one-2 oz. scoop") of ~~STERA SHEEN GREEN LABEL SANITIZER & CLEANER~~ in 2 gallons of warm water.
(For 1.5-ounce packet: "Dissolve one 1.5-ounce packet in 1 1/2 gallons of warm water.")
7. Pour ~~STERA SHEEN GREEN LABEL SANITIZER & CLEANER~~ solution into hopper and inlet hole.
8. Place control switch in "Wash" position to agitate for five minutes. Drain all solution. Switch to "Off" position.
9. Remove all freezing cylinder parts and door. Brush clean all disassembly parts in cleaning sanitizing solution and allow to air dry.
10. Repeat procedures for units with two freezer cylinders.

ASSEMBLY, SANITIZING AND OPERATING INSTRUCTIONS

1. Assemble and lubricate all disassembled parts to manufactured specifications.
2. Dissolve one 2 oz. packet (for Plastic Container "one-2 oz. scoop") ~~STERA SHEEN GREEN LABEL SANITIZER & CLEANER~~ in 2 gallons of warm water. (For 1.5-ounce packet: "Dissolve one 1.5-ounce packet in 1 1/2 gallons of warm water.")
3. Pour 2 gallons (For 1.5-ounce packet: "Pour 1.5 gallons") of ~~STERA SHEEN GREEN LABEL SANITIZER & CLEANER~~ solution into hopper. As it enters the freezing cylinder, brush clean hopper and inlet hole.
4. Place control in "Wash" position to agitate for five minutes. Drain all sanitizing solution. Switch to "Off" position.

11/11

5. Pour specified amount of fresh mix into hopper.

STORAGE AND DISPOSAL

- Do not contaminate water, food, or feed by storage or disposal.
- Open dumping prohibited.

PESTICIDE STORAGE: Keep product dry in tightly closed container when not in use. Store in cool, dry, well-ventilated area away from heat or open flame.

PESTICIDE DISPOSAL: Waste resulting from the use of this product may be disposed of on site or at an approved wasted disposal facility.

CONTAINER DISPOSAL: (For packet disposal or carton disposal) Do not reuse empty packet (and/or carton). Completely empty packet (and/or carton) and dispose of empty packet (and/or carton) in sanitary landfill.

(For plastic container only) Triple rinse (or equivalent). Then offer for recycling or reconditioning, or puncture and dispose of in sanitary landfill, or incineration, or if allowed by state and local authorities, by burning. If burned, stay out of smoke.

