

# TERRO®

## ANT KILLER II

### For Control of Sweet Eating Ants

- \* Liquid ant bait
- \* Contains Borax
- \* Use Indoors
- \* Liquid Ant Killer
- \* Liquid Ant Bait Solution
- \* 5.4% Concentrate saves time and money
- \* Kills the ants you see and the ants you don't
- \* Do it yourself liquid bait system
- \* No unpleasant odors
- \* Use Outdoors
- \* Hate em Bait em
- \* Attracts Ants Fast

Active Ingredient:

Sodium Tetraborate Decahydrate (Borax) .....	5.40%
Other Ingredients: .....	<u>94.60%</u>
Total	100.00%

**KEEP OUT OF REACH OF CHILDREN  
CAUTION**

**NET CONTENTS:**

[ \_\_\_ Bait Stations \_\_\_ fl. oz. ( \_\_\_ ml) / \_\_\_ fl. oz. ( \_\_\_ ml) each ]

**SENORET CHEMICAL CO., INC.**

**ST. LOUIS, MO., 63122 U.S.A.**

Phone: (24 hour emergency): 1-800-837-7644

www.Terro.com


Terro® is a registered trademark of Senoret Chemical Company, Inc.

EPA Reg. No. 149-8

EPA Est. 149-MO-1

g:\labels\senoret\Terro022404notif.wpd

2/24/04  
Page 1 of 4



## DIRECTIONS FOR USE

It is a violation of Federal Law to use this product in a manner inconsistent with its labeling.

**FOR USE IN AND AROUND:** Homes, Hospitals, Restaurants, Apartments, Grocery Stores, Institutional Buildings, Schools, Cafeterias, Warehouses, Storage Areas, Food Processing Plants, Mobile Homes, Boats, Military Bases, Theaters, Nursing Homes, and on Military, Commercial, and Cruise Ships.

**ATTRACTS AND KILLS ALL COMMON HOUSEHOLD ANTS INCLUDING:** Argentine ants, Ghost ants, Cornfield ants, Pavement ants, Acrobat ants, White footed ants, Little black ants, Odorous house ants, Crazy ants, Big headed ants, and other sweet eating ants.

**USING TERRO® ANT KILLER II:** Tear pieces of cardboard from the carton along the perforated lines. (Small pieces of paper, cardboard, or foil also may be used). Apply the product to the cardboard and place product where ants are seen, such as the edges of sinks, tubs, window sills, under food cabinets, along floors and baseboards and in corners. Do not skimp on bait placements; the more bait placements the better. Since invading ants usually have outdoor nesting sites, it often helps to put the product outside, close to where ants are found entering the structure. Ants typically follow defined trails from the nest to food or water. Placing TERRO® Ant Killer II close to these trails will improve control.

**CONTROLLING AND ELIMINATING ANTS:** First ants will come in large numbers, but soon disappear. This product is specifically formulated to allow worker ants to consume the product and survive long enough to carry the liquid back to the nest and deliver a dose to the rest of the colony. The key to obtaining effective control is to monitor the placements and ensure there is always a fresh supply of TERRO® Ant Killer II on each placement. Complete control may take up to two weeks.

**USING TERRO® BAIT BULLETS:** This package contains TERRO® Ant Killer II and TERRO® Bait Bullets. Fill the TERRO® Bait Bullets half full with TERRO® Ant Killer II and place them, out of reach of children and pets, on a flat surface close to areas where ants are seen foraging or nesting. As the ants begin to feed on the bait you will notice many ants inside and around the opening to the Bait Bullet. If the ants consume the entire bait, simply refill the Bait Bullet.

**USING TERRO® BAIT BULLETS AS A PERIMETER ANT DEFENSE SYSTEM:** Take a few minutes to locate areas close to your home where ants are seen trailing. Place the Bait Bullets against the foundation where you have located ant movement. Space the Bait Bullets every 5 to 10 feet for maximum coverage. Check the Bait Bullets regularly for activity. Remember ants will feed on TERRO® Ant Killer II and carry the bait back to the rest of the colony. Heavy infestations may require several bait placement refills and up to two weeks to control.

USING TERRO® ANT KILLER II PRE-FILLED BAIT SYSTEM: Terro® Ant Killer II now comes as an easy to use pre-filled liquid ant bait. Ants will enter, feed and return to the nest where they will pass on the Terro® Ant Killer II to the rest of the colony.

- Pre-filled
  - Ready to Use
  - No drips, spills, or mess
1. Break pre-filled TERRO® Ant Killer II baits apart from plastic frame.
  2. Hold baits upright and [cut along dotted line at the top] or [cut off orange colored section].
  3. Place baits label side up near ant trails or close to where ants are numerous. Place additional TERRO® Ant Killer II baits anywhere ants may enter your home. For best results, use [all] [number] baits to ensure sufficient supply for the ants.
  4. Monitor regularly for activity but do not interfere with the ants or baits. Replace with additional baits when first set is depleted.
  5. Once ants are controlled, replace TERRO® Ant Killer II baits every 3 months to keep ants from returning.

DO NOT USE in edible product areas of food handling establishments, restaurants or other areas where food is commercially prepared or processed. Do not use in serving areas while food is exposed. Avoid contamination of feed and foodstuffs. Place bait in areas inaccessible to children and pets.

For further information on successful ant control using the TERRO® brand of ant control products, visit our web site ([www.Terro.com](http://www.Terro.com)).

[ ] denote optional language; words in italics are notes to label reviewer and will not appear on market label

### PEST CONTROL OPERATORS

TERRO® Ant Killer II can be diluted with water to obtain a 1% or 2% solution of Borax. Such a dilution is helpful when you plan on using a substantial volume of Terro® Ant Killer II in a baiting program designed to control very large multi-queen and multi-colony ant infestations.

1% Dilution: 1 part TERRO® Ant Killer II to 5 parts water. Mix thoroughly.

2% Dilution: 1 part TERRO® Ant Killer II to 2 parts water. Mix thoroughly.

#### COMMON DILUTIONS

##### 1% Dilution

TERRO	+	WATER	=	FINISHED PRODUCT
5 fl. oz.	+	25 fl. oz.	=	1 Quart (approximately)
20 fl. oz.	+	100 fl. oz.	=	1 Gallon (approx.)
1 gallon	+	5 gallons	=	6 Gallons

##### 2% Dilution

TERRO	+	WATER	=	FINISHED PRODUCT
10 fl. oz.	+	20 fl. oz.	=	1 Quart (approximately)
42 fl. oz.	+	84 fl. oz.	=	1 Gallon (approx.)
1 gallon	+	2 gallons	=	3 Gallons

**USING TERRO® ANT KILLER II IN BAIT STATIONS:** Apply the 1% or 2% Terro® Ant Killer II solution using bait stations designed to hold liquid bait. This product will work well in most bait stations such as those made by B&G, Kness, and Whitmire Micro-Gen. Follow directions included with the bait stations to obtain best results.



#### STORAGE AND DISPOSAL

**STORAGE:** Store in a cool dry place. Do not store where children or animals may gain access.


**DISPOSAL:** **If empty:** Do not reuse this container. Place in trash or offer for recycling if available. **If partly filled:** Call your local solid waste agency for disposal instructions. Never place unused product down any indoor or outdoor drain.

**3-STEP PERIODICAL  
SIMULTANEOUS TREATS  
INSIDE AND OUTSIDE YOUR  
HOME WILL EFFECTIVELY SOLVE  
MANY ANT INFESTATIONS.**

**WHY ARE ANTS PESTS?**  
For every ant you see, there are thousands of ants you don't see! Ants live in colonies; many never leave the safety of their nests, which makes them difficult to eliminate. You may kill visible ants but your home can remain infested with ant colonies that continue to grow and reproduce.



**FOLLOW THAT ANT!**  
TO EFFECTIVELY CONTROL ANTS, YOU HAVE TO DO A LITTLE INVESTIGATIVE WORK FIRST.



**SENOREI**  
**LOOK FOR THE ENTIRE LINE  
OF TERRO ANT PRODUCTS**

**ASK THE  
EXPERTS!**

**WWW.TERRO.COM**  
**1.800.837.7644**



**TERMITE & CARPENTER ANT KILLER**



**ANT DUST**



**FIRE ANT KILLER**



**LIQUID ANT KILLER**



**ANT SPRAY**



**OUTDOOR ANT KILLER**



**WWW.TERRO.COM**

# TERRO WORKS!

**ATTACK THE ANTS YOU SEE INDOORS  
AND PREVENT REINFESTATION WITH A  
PERIMETER TREATMENT.**

**STEP 1** Place TERRO Liquid Ant Baits where you find ants inside your home. There's no measuring, no mess - and the bait design keeps the liquid from drying out. Don't be alarmed if you see more ants initially; that means the bait is working! The ants are attracted by the sweet liquid, consume it, and take it back to the nest. The key to obtaining effective control is to monitor placements and ensure there is always a fresh supply of TERRO. TERRO Liquid Ant Bait attracts and kills all common household ants. Complete control may take two weeks.

**STEP 2** Shake TERRO Outdoor Ant Killer around the perimeter of your house's exterior. The granules are long lasting and help prevent reinfestation by killing ants before they can enter your home.


## DO THE TERRO 2-STEP

THIS "2-STEP" APPROACH COMBINES THE POWER OF BOTH PRODUCTS TO KILL THE ANTS YOU SEE, AND KILL THE ANTS YOU DON'T SEE.



## WHY LIQUID WORKS

Ants typically follow defined trails from the nest to food or water. The ants you see are worker ants which forage for food and return to the nest to share. A food source that is sugar based and liquid in form works because the sweetness attracts the pests, and the liquid makes it easy for the worker to carry back to the nest and feed it to the others. TERRO Liquid Ant Baits are specifically formulated to allow worker ants to consume the product and survive long enough to carry the liquid back to the nest and deliver a dose to the rest of the colony. Using TERRO Liquid Ant Killer is an efficient and effective way to treat your ant problem.



## MORE HELP FROM THE ANT EXPERTS

TERRO Liquid Ant Baits and TERRO Outdoor Ant killer will eliminate many ant problems. Those that aren't require specialized attention. TERRO has developed a full line of ant control products especially formulated to treat problems including Fire Ants, Carpenter Ants and Termites. Look for the entire line of effective TERRO Pest Control products at your local retailer.



1/16