


Tool Provided



- DIRECTIONS -

INSECTS CONTROLLED: Resistant spider mites (red spider) aphids, whitefly and some species of mealy bugs, thrips on ornamental plants in greenhouse.

Greenhouses to be tightly closed for 1 hour during treatment.

TEMPERATURE CONTROL: Greenhouses should be tightly closed and maintained at not less than 65 during fumigation. The walks should be wet down just before fumigation to help hold the fumes close to the plants; the resultant condensation will help to seal up the cracks. Do not wet the plants before fumigation. A quiet day should be selected for fumigation as windy weather causes leakage and "drift" of the fumes.

SYMPTOMS OF POISONING: Pupils of eyes or eye shrink to "pinpoint" size. A sense of tightness in chest. Stomach pains. Vomiting and diarrhea. Headache.

ANTIDOTE - INTERNAL: Give a tablespoonful of salt in a glass of warm water and repeat until vomit fluid is clear. Have victim lie down and keep warm and quiet. Call a physician immediately.

NON-WARRANTY: Seller's guarantee shall be limited to the terms of the label, and subject thereto the Buyer assumes any risk to persons or property arising out of use or handling, and accepts the product on these conditions.

GREENHOUSE USE ONLY

VAPONA[®]

Smoke Fumigator

EPA REG. No. 114-89

ACTIVE INGREDIENTS:
2,2-Dichlorovinyl Dimethyl Phosphate 13.9%
Related Compounds 1.1%
INERT INGREDIENTS 85.0%
100.0%

DANGER: POISON

KEEP OUT OF REACH OF CHILDREN
See Other Precautions on Side Panel.

Treats 20,000 Cubic Feet
Net Weight - 10 oz.

PLANT PRODUCTS CORPORATION

BLUE POINT, L. I., N. Y.



Puncture here

- PROCEDURE -

1. Shake can vigorously to fluff up or loosen the powder. Puncture both triangular marks as indicated on top side of can, using tool furnished. If vertical evolution of smoke is preferred, puncture can on top lid instead of sides. Place cans on walks, spaced to furnish equal distribution of fumes. If walks are very wet or are wooden, set cans up on empty flower pots.

2. Light one of enclosed igniters, tilt can sharply backwards to throw powder away from one of punctured openings. Insert burning lighter entirely inside the can through opening and tilt can forward to level powder. Prompt ignition results. Place can on floor with the punctured holes pointed lengthwise of the walk. Proceed quickly to the next can and continue until all cans are ignited.

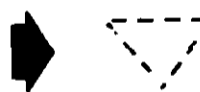
3. For best results, store cans at room temperature because warm material burns more evenly.

4. Bury containers after use for safe disposal.

DANGER: Poisonous if swallowed, inhaled, or absorbed through skin or eyes! Avoid skin or eye contact or inhalation of smoke. Wear a mask or respirator of a type passed by the U. S. Department of Mines for 2,2-Dichlorovinyl Dimethyl Phosphate protection. Wear natural rubber gloves, protective clothing and goggles. Keep all unprotected persons out of operational area or vicinity where there may be danger until greenhouses have been thoroughly aired.

ANTIDOTE: Call a Physician immediately! Give a tablespoonful of salt in a glass of warm water and repeat until vomit fluid is clear. Have victim lie down and keep warm. Give strong tea or coffee. Give artificial respiration if breathing has stopped.

Tool Provided



- DIRECTIONS -

INSECTS CONTROLLED: Resistant spider mites (red spider) aphids, whitefly and some species of mealy bugs, thrips on ornamental plants in greenhouses.

TEMPERATURE CONTROL: Greenhouses should be tightly closed and maintained at not less than 65 during fumigation. The walks should be wet down just before fumigation to help hold the fumes close to the plants; the resultant condensation will help to seal up the cracks. Do not wet the plants before fumigation. A quiet day should be selected for fumigation as windy weather causes leakage and "drift" of the fumes.

SYMPTOMS OF POISONING: Pupils of eyes or eye shrink to "pinpoint" size. A sense of tightness in chest. Stomach pains. Vomiting and diarrhea. Headache.

ANTIDOTE - INTERNAL: Give a tablespoonful of salt in a glass of warm water and repeat until vomit fluid is clear. Have victim lie down and keep warm and quiet. Call a physician immediately.

NON-WARRANTY: Seller's guarantee shall be limited to the terms of the label, and subject thereto the Buyer assumes any risk to persons or property arising out of use or handling, and accepts the product on these conditions.

GREENHOUSE USE ONLY

VAPONA[®]

Smoke Fumigator

EPA REG. No. 114-89

ACTIVE INGREDIENTS:
2,2-Dichlorovinyl Dimethyl Phosphate 13.9%
Related Compounds 1.1%
INERT INGREDIENTS 85.0%
100.0%

DANGER: POISON

KEEP OUT OF REACH OF CHILDREN
See Other Precautions on Side Panel.

Treats 20,000 Cubic Feet
Net Weight - 10 oz.

PLANT PRODUCTS CORPORATION

BLUE POINT, L. I., N. Y.



Puncture here

- PROCEDURE -

1. Shake can vigorously to fluff up or loosen the powder. Puncture both triangular marks as indicated on top side of can, using tool furnished. If vertical evolution of smoke is preferred, puncture can on top lid instead of sides. Place cans on walks, spaced to furnish equal distribution of fumes. If walks are very wet or are wooden, set cans up on empty flower pots.

2. Light one of enclosed igniters, tilt can sharply backwards to throw powder away from one of punctured openings. Insert burning lighter entirely inside the can through opening and tilt can forward to level powder. Prompt ignition results. Place can on floor with the punctured holes pointed lengthwise of the walk. Proceed quickly to the next can and continue until all cans are ignited.

3. For best results, store cans at room temperature because warm material burns more evenly.

4. Bury containers after use for safe disposal.

DANGER: Poisonous if swallowed, inhaled, or absorbed through skin or eyes! Avoid skin or eye contact or inhalation of smoke. Wear a mask or respirator of a type passed by the U. S. Department of Mines for 2,2-Dichlorovinyl Dimethyl Phosphate protection. Wear natural rubber gloves, protective clothing and goggles. Keep all unprotected persons out of operational area or vicinity where there may be danger until greenhouses have been thoroughly aired.

ANTIDOTE: Call a Physician immediately! Give a tablespoonful of salt in a glass of warm water and repeat until vomit fluid is clear. Have victim lie down and keep warm. Give strong tea or coffee. Give artificial respiration if breathing has stopped.

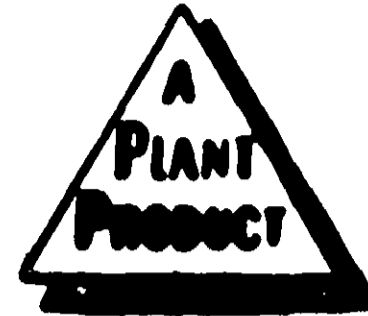
4887
77418

INTERNAL: Give a tablespoonful of salt in a glass of warm water and repeat until vomit fluid is clear. Have victim lie down and keep warm and quiet. Call a physician immediately.

Seller's guarantee shall be limited to the terms and subject thereto the Buyer assumes any risk of property arising out of use or handling, and accepts these conditions.

Treats 20,000 Cubic Feet

Net Weight - 10 oz.



PLANT PRODUCTS CORPORATION

BLUE POINT, L. I., N. Y.

ment of Mines for 2,2-Dichlorovinyl Dimethyl Phosphate protection. Wear natural rubber gloves, goggles. Keep all unprotected persons out of vicinity where there may be danger until greenhouses have been thoroughly aired.

ANTIDOTE: Call a Physician immediately! Give a tablespoonful of salt in a glass of warm water and repeat until vomit fluid is clear. Have victim lie down and keep warm. Give strong tea or coffee. Give artificial respiration if breathing has stopped.

Tool Provided



- DIRECTIONS -

INSECTS CONTROLLED: Resistant spider mites (red spider) aphids, whitefly and some species of mealy bugs, thrips on ornamental plants in greenhouses.

Greenhouses to be tightly closed for 1 hour during treatment.

TEMPERATURE CONTROL: Greenhouses should be tightly closed and maintained at not less than 65° during fumigation. The walks should be wet down just before fumigation to help hold the fumes close to the plants; the resultant condensation will help to seal up the cracks. Do not wet the plants before fumigation. A quiet day should be selected for fumigation as windy weather causes leakage and "drift" of the fumes.

SYMPTOMS OF POISONING: Pupils of eyes or eye shrink to "pinpoint" size. A sense of tightness in chest. Stomach pains. Vomiting and diarrhea. Headache.

ANTIDOTE - INTERNAL: Give a tablespoonful of salt in a glass of warm water and repeat until vomit fluid is clear. Have victim lie down and keep warm and quiet. Call a physician immediately.

NON-WARRANTY: Seller's guarantee shall be limited to the terms of the label, and subject thereto the Buyer assumes any risk to persons or property arising out of use or handling, and accepts the product on these conditions.

GREENHOUSE USE ONLY

VAPONA®

Smoke Fumigator

EPA REG. No. 114-89

ACTIVE INGREDIENTS:	
2,2-Dichlorovinyl Dimethyl Phosphate	13.9%
Related Compounds	1.1%
INERT INGREDIENTS	85.0%
	100.0%

DANGER:  **POISON**

KEEP OUT OF REACH OF CHILDREN

See Other Precautions on Side Panel.

Treats 20,000 Cubic Feet

Net Weight - 10 oz.



PLANT PRODUCTS CORPORATION

BLUE POINT, L. I., N. Y.



Puncture here

- PROCEDURE -

1. Shake can vigorously to fluff up or loosen the powder. Puncture both triangular marks as indicated on top side of can, using tool furnished. If vertical evolution of smoke is preferred, puncture can on top lid instead of sides. Place cans on walks, spaced to furnish equal distribution of fumes. If walks are very wet or are wooden, set cans up on empty flower pots.

2. Light one of enclosed igniters, tilt can sharply backwards to throw powder away from one of punctured openings. Insert burning lighter entirely inside the can through opening and tilt can forward to level powder. Prompt ignition results. Place can on floor with the punctured holes pointed lengthwise of the walk. Proceed quickly to the next can and continue until all cans are ignited.

3. For best results, store cans at room temperature because warm material burns more evenly.

4. Bury containers after use for safe disposal.

DANGER: Poisonous if swallowed, inhaled, or absorbed through skin or eyes! Avoid skin or eye contact or inhalation of smoke. Wear a mask or respirator of a type passed by the U. S. Department of Mines for 2,2-Dichlorovinyl Dimethyl Phosphate protection. Wear natural rubber gloves, protective clothing and goggles. Keep all unprotected persons out of operational area or vicinity where there may be danger until greenhouses have been thoroughly aired.

ANTIDOTE: Call a Physician immediately! Give a tablespoonful of salt in a glass of warm water and repeat until vomit fluid is clear. Have victim lie down and keep warm. Give strong tea or coffee. Give artificial respiration if breathing has stopped.