



UNITED STATES ENVIRONMENTAL PROTECTION AGENCY
WASHINGTON, DC 20460

OFFICE OF CHEMICAL SAFETY
AND POLLUTION PREVENTION

July 21, 2021

Montague Dixon
Regulatory Portfolio Lead, Herbicides
Syngenta Crop Protections, LLC
P.O. Box 18300
Greensboro, NC 27419

Subject: Label Amendment – Minor Label Revisions and Corrections
Product Name: Gramoxone 3LB
EPA Registration Number: 100-1652
Application Date: July 14, 2021
Decision Number: 577286

Dear Montague Dixon:

The amended label referred to above, submitted in connection with registration under the Federal Insecticide, Fungicide and Rodenticide Act, as amended, is acceptable. This approval does not affect any conditions that were previously imposed on this registration. You continue to be subject to existing conditions on your registration and any deadlines connected with them.

A stamped copy of your labeling is enclosed for your records. This labeling supersedes all previously accepted labeling. You must submit one copy of the final printed labeling before you release the product for shipment with the new labeling. In accordance with 40 CFR 152.130(c), you may distribute or sell this product under the previously approved labeling for 18 months from the date of this letter. After 18 months, you may only distribute or sell this product if it bears this new revised labeling or subsequently approved labeling. "To distribute or sell" is defined under FIFRA section 2(gg) and its implementing regulation at 40 CFR 152.3.


Should you wish to add/retain a reference to the company's website on your label, then please be aware that the website becomes labeling under the Federal Insecticide Fungicide and Rodenticide Act and is subject to review by the Agency. If the website is false or misleading, the product would be misbranded and unlawful to sell or distribute under FIFRA section 12(a)(1)(E). 40 CFR 156.10(a)(5) list examples of statements EPA may consider false or misleading. In addition, regardless of whether a website is referenced on your product's label, claims made on the website may not substantially differ from those claims approved through the registration process. Therefore, should the Agency find or if it is brought to our attention that a website contains false or misleading statements or claims substantially differing from the EPA approved registration, the website will be referred to the EPA's Office of Enforcement and Compliance.

Your release for shipment of the product constitutes acceptance of these conditions. If these conditions are not complied with, the registration will be subject to cancellation in accordance

Page 2 of 2
EPA Reg. No. 100-1652
Decision No. 577286

with FIFRA section 6. If you have any questions, please contact Emily Schmid at 703-347-0189 or by email at schmid.emily@epa.gov.

Sincerely,



Emily Schmid, Product Manager 25
Herbicide Branch
Registration Division (7505P)
Office of Pesticide Programs

Enclosure

[Front Panel]

**RESTRICTED USE PESTICIDE
DUE TO ACUTE TOXICITY**
FOR RETAIL SALE TO AND USE ONLY BY CERTIFIED APPLICATORS— **NOT TO BE
USED BY UNCERTIFIED PERSONS WORKING UNDER THE SUPERVISION OF A
CERTIFIED APPLICATOR.**

PARAQUAT DICHLORIDE	GROUP	22	HERBICIDE
---------------------	-------	-----------	-----------

Gramoxone® 3LB
[Alternate Brand Name: **Gramoxone® SL 3.0**]
HERBICIDE

A Weed, Grass, and Harvest Aid Desiccant/Defoliant Herbicide

Active Ingredients:	
Paraquat dichloride*	43.9%
Other Ingredients:	56.1%
Total:	100.0%

*CAS No. 4685-14-7

Gramoxone 3LB is formulated as a liquid containing 3.0 pounds paraquat cation per gallon as 4.134 pounds paraquat dichloride per gallon.

Gramoxone 3LB contains alerting agent (odor), emetic, and dye.

KEEP OUT OF REACH OF CHILDREN / MANTENER FUERA DEL ALCANCE DE LOS NIÑOS.


DANGER / POISON
PELIGRO / VENENO

ACCEPTED 7/21/2021 Under the Federal Insecticide, Fungicide and Rodenticide Act as amended, for the pesticide registered under EPA Reg. No. 100-1652
--

Si usted no entiende la etiqueta, busque a alguien para que se la explique a usted en detalle. (If you do not understand the label, find someone to explain it to you in detail.)
See additional precautionary statements and directions for use inside booklet.

FIRST AID	
Contains Paraquat Dichloride, a Bipirydylum Herbicide	
If inhaled	<ul style="list-style-type: none">• Move person to fresh air.• If person is not breathing, call 911 or an ambulance.• Call a poison control center or doctor for further treatment advice.• The odor of this product is from the stenching agent, which has been added, not from the paraquat dichloride.

If in eyes	<ul style="list-style-type: none"> • Hold eye open and rinse slowly and gently with water for 15-20 minutes. • Remove contact lenses, if present, after the first 5 minutes, then continue rinsing eye. • Call a poison control center or doctor for treatment advice.
If swallowed	<ul style="list-style-type: none"> • SPEED IS ESSENTIAL. Immediate medical attention is required. If available, give an adsorbent such as activated charcoal, bentonite or Fullers Earth. • Call a poison control center or doctor immediately for treatment advice. • Have person sip a glass of water if able to swallow. • The person may be vomiting as a consequence of the included emetic but Do Not induce vomiting unless told to do so by a poison control center or doctor. • Do not give anything by mouth to an unconscious person.
If on skin or clothing	<ul style="list-style-type: none"> • Take off contaminated clothing. • Rinse skin immediately with plenty of water for 15-20 minutes. • Call a poison control center or doctor for treatment advice.

NOTE TO PHYSICIAN

Refer to the booklet 'Paraquat Poisoning. A Practical Guide to Diagnosis, First Aid and Hospital Treatment'. (<http://www4.syngenta.com/what-we-do/crops-and-products/paraquat-safety>) Administer either activated charcoal (100g for adults or 2g/kg body weight in children) or Fuller's Earth (15% solution; 1 liter for adults or 15ml/kg body weight in children). NOTE: The use of gastric lavage without administration of an adsorbent has not shown any clinical benefit. Do not use supplemental oxygen. Eye splashes from concentrated material should be treated by an eye specialist after initial treatment. With the possibility of late onset corneal ulceration, it is advised that patients with paraquat eye injuries are reviewed by an eye specialist the day after first presentation. Use treatment that is appropriate for chemical burns. Intact skin is an effective barrier to paraquat, however contact with irritated or cut skin or repeated contact with intact skin may result in poisoning.

Have the product container or label with you when calling a poison control center or doctor, or going for treatment.

HOT LINE NUMBER

For 24-Hour Medical Emergency Assistance (Human or Animal)
Or Chemical Emergency Assistance (Spill, Leak, Fire or Accident)
Call
1-800-888-8372

<ul style="list-style-type: none"> • CORROSIVE TO SKIN AND EYES. • NEVER TRANSFER THIS PRODUCT INTO FOOD OR BEVERAGE CONTAINERS OR CONTAINERS NOT EXPLICITLY INTENDED FOR PESTICIDES. • READ ENTIRE LABEL PRIOR TO USING THIS PRODUCT. 	<ul style="list-style-type: none"> • CORROSIVO PARA LA PIEL Y LOS OJOS. • NUNCA TRANSFIERA ESTE PRODUCTO A RECIPIENTES PARA COMIDA O DE BEBIDAS O RECIPIENTES NO EXPLÍCITAMENTE PREVISTOS PARA PLAGUICIDAS.
--	---

<ul style="list-style-type: none"> • IN THE CASE OF AN ACCIDENT, SEEK IMMEDIATE MEDICAL ATTENTION. SYMPTOMS ARE PROLONGED, PAINFUL, AND CAN BE FATAL. 	<ul style="list-style-type: none"> • LEA LA ETIQUETA COMPLETA ANTES DE USAR ESTE PRODUCTO. • EN CASO DE ACCIDENTE, BUSQUE ATENCIÓN MÉDICA INMEDIATA. LOS SÍNTOMAS SON PROLONGADOS, DOLOROSOS Y PUEDEN SER MORTALES.
--	---

ATTENTION	ATENCIÓN
<ul style="list-style-type: none"> • DANGER – FATAL IF SWALLOWED OR INHALED. • CAUSES SEVERE EYE INJURY. • CORROSIVE TO SKIN. • NEVER TRANSFER THIS PRODUCT INTO FOOD OR BEVERAGE CONTAINERS OR CONTAINERS NOT EXPLICITLY INTENDED FOR PESTICIDES. • STORE TIGHTLY CLOSED IN ORIGINAL CONTAINER, AND IN A LOCKED PLACE AWAY FROM CHILDREN AND ANIMALS. • NEVER USE THIS PRODUCT IN RESIDENTIAL OR PUBLIC RECREATIONAL SETTINGS (E.G., HOMES, HOME GARDENS, SCHOOLS, RECREATIONAL PARKS, GOLF COURSES, AND/OR PLAYGROUNDS). • THIS PRODUCT IS TOXIC! AN ALERTING AGENT (ODOR) HAS BEEN ADDED TO HELP PREVENT ACCIDENTAL INGESTION. • SEE BACK OF PRODUCT CONTAINER FOR IMPORTANT SAFETY INFORMATION. 	<ul style="list-style-type: none"> • PELIGRO: MORTAL SI SE INGIERE O INHALA. • CAUSA LESIONES GRAVES EN LOS OJOS. • CORROSIVO PARA LA PIEL. • NUNCA TRANSFIERA ESTE PRODUCTO A RECIPIENTES PARA COMIDA O DE BEBIDAS O RECIPIENTES NO EXPLÍCITAMENTE PREVISTOS PARA PLAGUICIDAS. • GUARDE BIEN CERRADO EN EL ENVASE ORIGINAL Y EN UN LUGAR CERRADO LEJOS DE NIÑOS Y ANIMALES. • NUNCA USE ESTE PRODUCTO EN ÁREAS RESIDENCIALES O PÚBLICAS (COMO HOGARES, JARDINES, ESCUELAS, PARQUES RECREATIVOS, CAMPOS DE GOLF O SALONES DE JUEGOS). • ¡ESTE PRODUCTO ES TÓXICO! SE HA AGREGADO UN AGENTE DE ALERTA (OLOR) PARA AYUDAR A PREVENIR SU INGESTIÓN ACCIDENTAL. • LA PARTE POSTERIOR DEL ENVASE DEL PRODUCTO TIENE INFORMACIÓN DE SEGURIDAD IMPORTANTE.

___ gallon(s)
 EPA Reg. No. 100-1652
 EPA Est.

 Net Contents

[Batch Code: _____] (For nonrefillables only.)

[Front Panel End]

TABLE OF CONTENTS

1.0 FIRST AID

2.0 PRECAUTIONARY STATEMENTS

2.1 Hazards to Humans and Domestic Animals

2.2 Personal Protective Equipment (PPE)

2.2.1 User Safety Requirements

2.2.2 Engineering Controls

2.2.3 User Safety Recommendations

2.2.4 Additional Certified Applicator Paraquat Dichloride Training

2.3 Environmental Hazards

2.4 Physical or Chemical Hazards

DIRECTIONS FOR USE

3.0 PRODUCTION INFORMATION

3.1 Resistance Management

3.1.1 Principles of Herbicide Resistant Weed Management

4.0 APPLICATION DIRECTIONS

4.1 Methods of Application

4.2 Application Equipment

4.2.1 Nozzles

4.3 Application Volume and Spray Coverage

4.4 Mixing Directions

4.4.1 Gramoxone 3LB Alone

4.4.2 Tank-Mix Precautions

4.4.3 Gramoxone 3LB In Tank Mixtures

4.4.4 Spray Additives

4.5 Sprayer Cleanout

5.0 ROTATIONAL CROP

6.0 RESTRICTIONS AND PRECAUTIONS

6.1 Use Restrictions

6.2 Use Precautions

6.3 Spray Drift Management

6.3.1 Aerial Applications

6.3.2 Boom-less Ground Application

6.3.3 Ground Boom Applications

6.3.4 Handheld Technology Applications

6.4 Drift Reduction Advisory Information

6.4.1 Importance of Droplet Size

6.4.2 Controlling Droplet Size - Aircraft

6.4.3 Controlling Droplet Size – Ground Boom

6.4.4 Boom Height – Ground Boom

6.4.5 Release Height - Aircraft

6.4.6 Shielded Sprayers

6.4.7 Temperature and Humidity

6.4.8 Temperature Inversions

- 6.4.9 Wind
- 6.4.10 Windblown Soil Particles
- 6.4.11 Sensitive Areas

7.0 WEEDS CONTROLLED OR PARTIALLY CONTROLLED BY GRAMOXONE 3LB

8.0 CROP USE DIRECTIONS

8.1 Alfalfa

- 8.1.1 Preplant, Preemergence, Broadcast, or Banded Over-Row Applications to No-Till or Conventional Planting
- 8.1.2 New Seedlings Grown for Hay in California Only
- 8.1.3 Between-Cuttings Treatment in Established Planting
- 8.1.4 Dormant Season Applications
- 8.1.5 Tank-Mix Combinations of Dormant Season Applications
- 8.1.6 Alfalfa: Geographical Restrictions Map

8.2 Artichoke, Globe

8.3 Asparagus

8.4 Berries and Small Fruit

- 8.4.1 Berries
- 8.4.2 Kiwifruit
- 8.4.3 Strawberries

8.5 Cacao

8.6 Cassava and Yam

8.7 Cereal Grains

8.8 Citrus Fruit

8.9 Coffee

8.10 Corn

- 8.10.1 Preplant or Preemergence Application
- 8.10.2 Postemergence Directed Spray
- 8.10.3 Harvest Aid Broadcast

8.11 Cotton

- 8.11.1 Preplant and Preemergence Applications
- 8.11.2 Postemergence Directed Spray Application
- 8.11.3 Harvest Aid and Post Harvest Applications
- 8.11.4 Tank-Mix Combinations for Harvest Aid Applications

8.12 Cover Crop Burndown

8.13 Cucurbit Vegetables, Crop Group 9

8.14 Fallow and Chemical Fallow Applications

8.15 Fruiting Vegetables

- 8.15.1 Preplant and Preemergence, Crop Group 8, except Tomato
- 8.15.2 Post Directed Application
- 8.15.3 Okra
- 8.15.4 Tomatoes

8.16 Ginger

8.17 Grapes

8.18 Grasses Grown for Seed

8.19 Hops

8.20 Leafy Vegetables, Brassica (Cole)

- 8.20.1 Seeded or Transplanted
- 8.20.2 Tyfon
- 8.21 Leafy Vegetables, Except Brassica Vegetables**
 - 8.21.1 Seeded or Transplanted
 - 8.21.2 Rhubarb, Dormant Season Application
- 8.22 Legume Vegetables (Succulent or Dried)**
 - 8.22.1 Beans and Peas (Succulent)
 - 8.22.2 Dry Bean and Pea (except Guar Bean and Soybean)
 - 8.22.3 Pigeon Peas, Puerto Rico Only
 - 8.22.4 Guar, Harvest Aid
- 8.23 Mint, Dormant Season Application**
- 8.24 Nongrass Animal Feed (Forage, Feed, Straw, Hay), Crop Group 18, except Alfalfa and Kudzu**
- 8.25 Onion and Garlic**
 - 8.25.1 Onion, Dry Bulb
 - 8.25.2 Onion (Seeded) and Garlic
- 8.26 Oilseed Crops**
 - 8.26.1 Safflower
 - 8.26.2 Sunflower
- 8.27 Pasture and Conservation Lands**
 - 8.27.1 Conservation Reserve, Federal Set-Aside, Conservation Compliance Programs
 - 8.27.2 Pasture Reseeding
 - 8.27.3 Control of Endophyte-Fungus in Forage Legume/Grass Pastures
 - 8.27.4 Juniper Species Leaf Moisture Reduction or Desiccation
 - 8.27.5 Native Pastures
- 8.28 Peanuts**
 - 8.28.1 Postemergence Applications
 - 8.28.2 Tank-Mix Combinations
 - 8.28.3 Postemergence Ropewick Application
- 8.29 Pome Fruit**
- 8.30 Rice**
- 8.31 Root and Tubers**
 - 8.31.1 Carrots and Turnips
 - 8.31.2 Sugarbeets
 - 8.31.3 Taniers
 - 8.31.4 Taro
- 8.32 Sorghum**
 - 8.32.1 Preplant or Preemergence Application
 - 8.32.2 Postemergence Application
- 8.33 Soybean**
 - 8.33.1 Preplant and Preemergence Applications
 - 8.33.2 Postemergence Applications
- 8.34 Stone Fruit**
- 8.35 Sugarcane**
- 8.36 Tree Nuts, Crop Group 14, and Pistachios**
- 8.37 Tropical and Subtropical Fruit**

- 8.37.1 Tropical and Subtropical Fruit with Edible Peel
- 8.37.2 Tropical and Subtropical Fruit with Inedible Peel

8.38 Tuberous and Corm Vegetables

9.0 NON-FOOD USE DIRECTIONS

- 9.1 Easter Lilies
- 9.2 Noncrop Uses
- 9.3 Tree Plantation Establishment
- 9.4 Tree, Windbreak, Shade, and Ornamental

10.0 STORAGE AND DISPOSAL

11.0 CONDITIONS OF SALE AND LIMITATION OF WARRANTY AND LIABILITY

12.0 APPENDIX

- 12.1 Tank Mix Partner Table
- 12.2 Rate Conversion Chart
- 12.3 Gramoxone 3LB Use Summary Table [Optional Text]

13.0 Special Local Uses

DIRECTIONS FOR USE

- 13.1 Citrus Hybrids, CA Only
- 13.2 Cabbage and Lettuce, FL Only
- 13.3 Cucurbits
 - 13.3.1 Cucurbits, CA Only
 - 13.3.2 Cucurbits, DE Only
 - 13.3.3 Cucurbits; GA, ME, MD, PA, and VA Only
 - 13.3.4 Cucurbits, HI Only
 - 13.3.5 Cucurbits, NJ Only
 - 13.3.6 Cucurbits and Cabbage, OH Only
 - 13.3.7 Cucurbits, TN Only
 - 13.3.8 Melons, FL Only
- 13.4 Grapes, CA Only
- 13.5 Grasses Grown for Seed, MN Only
- 13.6 Flowers, WA Only
- 13.7 Macadamia Nuts, HI Only
- 13.8 Peanuts, FL and GA Only
- 13.9 Potato, ME Only
- 13.10 Strawberries, FL Only
- 13.11 Sugarcane, LA Only
- 13.12 Tobacco; KY, NC, and TN Only
- 13.13 Vegetable Vine Desiccation, DE and GA Only
- 13.14 Wheat, ID Only

1.0 FIRST AID

FIRST AID Contains Paraquat Dichloride, a Bipyrilidylum Herbicide	
If inhaled	<ul style="list-style-type: none"> • Move person to fresh air. • If person is not breathing, call 911 or an ambulance. • Call a poison control center or doctor for further treatment advice. • The odor of this product is from the stenching agent, which has been added, not from the paraquat dichloride.
If in eyes	<ul style="list-style-type: none"> • Hold eye open and rinse slowly and gently with water for 15-20 minutes. • Remove contact lenses, if present, after the first 5 minutes, then continue rinsing eye. • Call a poison control center or doctor for treatment advice.
If swallowed	<ul style="list-style-type: none"> • SPEED IS ESSENTIAL. Immediate medical attention is required. If available, give an adsorbent such as activated charcoal, bentonite or Fullers Earth. • Call a poison control center or doctor immediately for treatment advice. • Have person sip a glass of water if able to swallow. • The person may be vomiting as a consequence of the included emetic but Do Not induce vomiting unless told to do so by a poison control center or doctor. • Do not give anything by mouth to an unconscious person.
If on skin or clothing	<ul style="list-style-type: none"> • Take off contaminated clothing. • Rinse skin immediately with plenty of water for 15-20 minutes. • Call a poison control center or doctor for treatment advice.
NOTE TO PHYSICIAN	
<p>Refer to the booklet 'Paraquat Poisoning. A Practical Guide to Diagnosis, First Aid and Hospital Treatment'. (http://www4.syngenta.com/what-we-do/crops-and-products/paraquat-safety) Administer either activated charcoal (100g for adults or 2g/kg body weight in children) or Fuller's Earth (15% solution; 1 liter for adults or 15ml/kg body weight in children). NOTE: The use of gastric lavage without administration of an adsorbent has not shown any clinical benefit. Do not use supplemental oxygen. Eye splashes from concentrated material should be treated by an eye specialist after initial treatment. With the possibility of late onset corneal ulceration, it is advised that patients with paraquat eye injuries are reviewed by an eye specialist the day after first presentation. Use treatment that is appropriate for chemical burns. Intact skin is an effective barrier to paraquat, however contact with irritated or cut skin or repeated contact with intact skin may result in poisoning.</p>	
<p>Have the product container or label with you when calling a poison control center or doctor, or going for treatment.</p>	

HOT LINE NUMBER

For 24-Hour Medical Emergency Assistance (Human or Animal)
Or Chemical Emergency Assistance (Spill, Leak, Fire or Accident)

Call

1-800-888-8372

<ul style="list-style-type: none"> • CORROSIVE TO SKIN AND EYES. • NEVER TRANSFER THIS PRODUCT INTO FOOD OR BEVERAGE CONTAINERS OR CONTAINERS NOT EXPLICITLY INTENDED FOR PESTICIDES. • READ ENTIRE LABEL PRIOR TO USING THIS PRODUCT. • IN THE CASE OF AN ACCIDENT, SEEK IMMEDIATE MEDICAL ATTENTION. SYMPTOMS ARE PROLONGED, PAINFUL, AND CAN BE FATAL. 	<ul style="list-style-type: none"> • CORROSIVO PARA LA PIEL Y LOS OJOS. • NUNCA TRANSFIERA ESTE PRODUCTO A RECIPIENTES PARA COMIDA O DE BEBIDAS O RECIPIENTES NO EXPLÍCITAMENTE PREVISTOS PARA PLAGUICIDAS. • LEA LA ETIQUETA COMPLETA ANTES DE USAR ESTE PRODUCTO. • EN CASO DE ACCIDENTE, BUSQUE ATENCIÓN MÉDICA INMEDIATA. LOS SÍNTOMAS SON PROLONGADOS, DOLOROSOS Y PUEDEN SER MORTALES.
---	--

ATTENTION	ATENCIÓN
<ul style="list-style-type: none"> • DANGER – FATAL IF SWALLOWED OR INHALED. • CAUSES SEVERE EYE INJURY. • CORROSIVE TO SKIN. • NEVER TRANSFER THIS PRODUCT INTO FOOD OR BEVERAGE CONTAINERS OR CONTAINERS NOT EXPLICITLY INTENDED FOR PESTICIDES. • STORE TIGHTLY CLOSED IN ORIGINAL CONTAINER, AND IN A LOCKED PLACE AWAY FROM CHILDREN AND ANIMALS. • NEVER USE THIS PRODUCT IN RESIDENTIAL OR PUBLIC RECREATIONAL SETTINGS (E.G., HOMES, HOME GARDENS, SCHOOLS, RECREATIONAL PARKS, GOLF COURSES, AND/OR PLAYGROUNDS). • THIS PRODUCT IS TOXIC! AN ALERTING AGENT (ODOR) HAS BEEN ADDED TO HELP PREVENT ACCIDENTAL INGESTION. • SEE BACK OF PRODUCT CONTAINER FOR IMPORTANT SAFETY INFORMATION. 	<ul style="list-style-type: none"> • PELIGRO: MORTAL SI SE INGIERE O INHALA. • CAUSA LESIONES GRAVES EN LOS OJOS. • CORROSIVO PARA LA PIEL. • NUNCA TRANSFIERA ESTE PRODUCTO A RECIPIENTES PARA COMIDA O DE BEBIDAS O RECIPIENTES NO EXPLÍCITAMENTE PREVISTOS PARA PLAGUICIDAS. • GUARDE BIEN CERRADO EN EL ENVASE ORIGINAL Y EN UN LUGAR CERRADO LEJOS DE NIÑOS Y ANIMALES. • NUNCA ESTE PRODUCTO EN ÁREAS RESIDENCIALES O PÚBLICAS (COMO HOGARES, JARDINES, ESCUELAS, PARQUES RECREATIVOS, CAMPOS DE GOLF O SALONES DE JUEGOS). • ¡ESTE PRODUCTO ES TÓXICO! SE HA AGREGADO UN AGENTE DE ALERTA (OLOR) PARA AYUDAR A PREVENIR SU INGESTIÓN ACCIDENTAL. • LA PARTE POSTERIOR DEL ENVASE DEL PRODUCTO TIENE INFORMACIÓN DE SEGURIDAD IMPORTANTE.

2.0 PRECAUTIONARY STATEMENTS

2.1 Hazards to Humans and Domestic Animals



DANGER / POISON

PELIGRO / VENENO

Fatal if swallowed. Fatal if inhaled. Corrosive. Causes irreversible eye damage. Harmful if absorbed through skin. Do not breath (dust, vapor, or spay mist). Remove and wash contaminated clothing before reuse. Do not get in eyes or on clothing. Wash thoroughly with soap and water after handling and before eating, drinking, chewing gum, using tobacco or using the toilet. Avoid contact with skin.

IMPORTANT: Inhalation is an unlikely route of exposure due to low vapor pressure and large spray droplet size, but mucosal irritation or nose bleeds may occur. Prolonged contact with this concentrated product can irritate your skin.

2.2 Personal Protective Equipment (PPE)

Applicators and other handlers (other than Mixers and Loaders) must wear:

- Long-sleeve shirt and long pants
- Shoes plus socks
- Protective eyewear
- Chemical-resistant gloves made of barrier laminate, butyl rubber ≥ 14 mils, nitrile rubber ≥ 14 mils, neoprene rubber ≥ 14 mils, natural rubber ≥ 14 mils, polyethylene, polyvinyl chloride (PVC) ≥ 14 mils or Viton® ≥ 14 mils
- NIOSH-approved particulate respirator with any N, R, or P filter, NIOSH approval number prefix TC-84A, or a NIOSH-approved powered air-purifying respirator with an HE filter with NIOSH approval number prefix TC-21C.

Mixers and Loaders must wear:

- Long-sleeve shirt and long pants
- Shoes plus socks
- Chemical-resistant gloves made of barrier laminate, butyl rubber ≥ 14 mils, nitrile rubber ≥ 14 mils, neoprene rubber ≥ 14 mils, natural rubber ≥ 14 mils, polyethylene, polyvinyl chloride (PVC) ≥ 14 mils or Viton ≥ 14 mils
- NIOSH-approved particulate respirator with any N, R, or P filter, NIOSH approval number prefix TC-84A, or a NIOSH-approved powered air-purifying respirator with an HE filter with NIOSH approval number prefix TC-21C
- Chemical-resistant apron
- Face shield

2.2.1 User Safety Requirements

Discard clothing and other absorbent materials that have been drenched or heavily contaminated with this product's concentrate. Do not reuse them. Follow manufacturer's instructions for cleaning/maintaining PPE. If no such instructions for washables exist, use detergent and hot water. Keep and wash PPE separately from other laundry.

2.2.2 Engineering Controls

When handlers use closed systems, enclosed cabs, or aircraft in a manner that meets the requirements listed in the Worker Protection Standard (WPS) for agricultural pesticides (40 CFR 170.240(d)(4-6)), the handler PPE requirements may be reduced or modified as specified in the WPS.

2.2.3 User Safety Recommendations

User Safety Recommendations

Users should:

- Wash hands before eating, drinking, chewing gum, using tobacco or using the toilet.
- Remove clothing/PPE immediately if pesticide gets inside. Then wash thoroughly and put on clean clothing.
- Remove PPE immediately after handling this product. Wash the outside of gloves before removing. As soon as possible, wash thoroughly and change into clean clothing.

2.2.4 Additional Certified Applicator Paraquat Dichloride Training

Applicators must complete an EPA-approved paraquat training listed on the following Website: <https://www.epa.gov/pesticide-worker-safety/paraquat-dichloride-training-certified-applicators>. The training must be completed a minimum of every three years.

2.3 Environmental Hazards

This product is toxic to wildlife. Do not apply directly to water or to areas where surface water is present or to intertidal areas below the mean high water mark. Do not contaminate water when cleaning equipment or disposing of equipment washwaters or rinsate.

Gramoxone 3LB is a contact herbicide that desiccates all green plant tissue. Paraquat dichloride is a nonselective herbicide and will cause damage to nontarget crops and plants if off-target movement occurs. Extreme care must be taken to ensure that off-target drift is minimized to the greatest extent possible.

2.4 Physical or Chemical Hazards

This product is mildly corrosive to aluminum and produces hydrogen gas which may form a highly combustible gas mixture. Do not mix or store in containers, spray tanks, nurse tanks, or such systems made of aluminum or having aluminum fittings. This product is compatible with high density polyethylene and rubber lined steel containers. Do not mix or allow coming into contact with oxidizing agents. Hazardous chemical reaction may occur.

DIRECTIONS FOR USE RESTRICTED USE PESTICIDE

It is a violation of Federal Law to use this product in a manner inconsistent with its labeling.

For containers less than 120 gallons

This product must only be removed from the original container with a closed transfer system. Any subsequent transfer of this product must utilize a closed transfer system. Any attempt to circumvent the closed transfer system prior to complete removal of the product and rinsing of the product container as described in the Storage and Disposal Section of this label is prohibited.

For containers with capacities greater than or equal to 120 gallons

A closed transfer system is not required.

This product may only be applied with a backpack sprayer if the backpack equipment **ONLY** allows the product to be transferred into the sprayer using a closed system.

Do not apply this product in a way that will contact workers or other persons, either directly or through drift. Only protected handlers may be in the area during application. For any requirements specific to your State or Tribe, consult the agency responsible for pesticide regulation.

NEVER USE THIS PRODUCT IN RESIDENTIAL OR PUBLIC RECREATIONAL SETTINGS (E.G., HOMES, HOME GARDENS, SCHOOLS, RECREATIONAL PARKS, GOLF COURSES AND/OR PLAYGROUNDS.)

FAILURE TO FOLLOW DIRECTIONS AND PRECAUTIONS ON THIS LABEL MAY RESULT IN CROP INJURY, POOR WEED CONTROL, AND/OR ILLEGAL RESIDUES.

AGRICULTURAL USE REQUIREMENTS

Use this product only in accordance with its labeling and with the Worker Protection Standard, 40 CFR Part 170. This Standard contains requirements for the protection of agricultural workers on farms, forests, nurseries, and greenhouses, and handlers of agricultural pesticides. It contains requirements for training, decontamination, notification, and emergency assistance. It also contains specific instructions and exceptions pertaining to the statements on this label about personal protective equipment (PPE) and restricted-entry interval (REI). The requirements in this box only apply to uses of this product that are covered by the Worker Protection Standard (WPS).

For Chemical Fallow, Early Postemergence Broadcast in Peanuts, Dormant Season Applications, and "Between Cutting" Applications in Alfalfa: Do not enter or allow worker entry into treated areas during the restricted-entry interval (REI) of 12 hours.

For Harvest Aid and Desiccation Applications, Preplant or Preemergence (Broadcast or Banded), and Postemergence Directed Spray: Do not enter or allow worker entry into treated areas during the restricted-entry interval (REI) of 24 hours.

PPE required for early entry to treated areas that is permitted under the Worker Protection Standard and that involves contact with anything that has been treated, such as plants, soil, or water, is:

- Coveralls
- Shoes plus socks
- Protective eyewear
- Chemical-resistant gloves made of barrier laminate, butyl rubber \geq 14 mils, nitrile rubber \geq 14 mils, neoprene rubber \geq 14 mils, natural rubber \geq 14 mils, polyethylene, polyvinyl chloride (PVC) \geq 14 mils or Viton® \geq 14 mils.

NON-AGRICULTURAL USE REQUIREMENTS

The requirements in this box apply to uses of this product that are NOT within the scope of the Worker Protection Standard for agricultural pesticides (40 CFR Part 170). The WPS applies when this product is used to produce agricultural plants on farms, forests, nurseries, or greenhouses.

DO NOT enter or allow others to enter the treated area until sprays have dried.
AVOID working in spray mist.

KEEP all unprotected persons out of operating areas or vicinity where there may be danger of drift.

Certain states may require more restrictive reentry intervals; consult your State Department of Agriculture for further information.

3.0 PRODUCTION INFORMATION

Gramoxone 3LB is a contact Group 22 herbicide used to control or suppress a broad spectrum of emerged weeds. It controls most small annual weeds – both broadleaves and grasses, and suppresses perennial weeds by destroying green foliage. For most effective control, apply to weeds less than six inches tall. Gramoxone 3LB can also be used as a desiccant/defoliant at harvest. It will cause damage to nontarget crops and plants if off-target movement occurs.

Gramoxone 3LB is rapidly absorbed by green plant tissue and interacts with the photosynthetic process to produce superoxides which destroy the plant cells. Gramoxone 3LB requires actively growing green plant tissue to function. Thorough coverage of all green foliage is essential for effective weed control and for effective crop desiccation/defoliation. Gramoxone 3LB is not as effective on drought-stressed weeds, weeds with little green foliage (i.e., mowed or cut weeds), or mature woody bark of trees and vines.

Because Gramoxone 3LB is rapidly absorbed by the weed foliage, typically rain occurring 15-30 minutes or more after application will have no effect on the activity of Gramoxone 3LB. Gramoxone 3LB is active over a wide range of environmental conditions. Cool weather (below 55°F) will slow the activity of Gramoxone 3LB, as will cloudy, overcast weather, but will not affect performance.

Clay and organic matter rapidly tie up Gramoxone 3LB. As a result, Gramoxone 3LB has no residual soil activity to affect later-planted crops or later germinating weeds.

Gramoxone 3LB is formulated as a liquid which contains 3.0 pounds of active ingredient per gallon. The formulation contains a nontoxic odor and an emetic (an agent which will induce vomiting if the product is swallowed). The odor is included in the formulation to help prevent accidental ingestion of Gramoxone 3LB.

3.1 Resistance Management

PARAQUAT DICHLORIDE	GROUP 22	HERBICIDE
---------------------	----------	-----------

Some naturally occurring weed biotypes resistant to paraquat dichloride may exist through normal genetic variability in any weed population. The repeated use of herbicides with the same mode of action is known to lead under certain conditions to a selection of resistant weeds.

The active ingredient in Gramoxone 3LB is paraquat dichloride, a mechanism of action Group 22 herbicide, which inhibits Photosystem I (PSI).

Any weed population may contain or develop plants naturally resistant to paraquat dichloride and other Group 22 herbicides. The resistant biotypes may dominate the weed population if these herbicides are used repeatedly in the same field.

Within the USA specific biotypes of a number of species, including horseweed/marestail (*Conyza canadensis*), hairy fleabane (*Conyza bonariensis*), Italian ryegrass (*Lolium perenne* ssp. *multiflorum*), goosegrass (*Eleusine indica*), dotted duckweed (*Landoltia punctate*), and American black nightshade (*Solanum americanum*) have become resistant to paraquat.

3.1.1 Principles of Herbicide Resistant Weed Management

Scout and know your field

- Know weed species present in the field to be treated through scouting and field history. An understanding of weed biology is useful in designing a resistance management strategy. Ensure the weed management program will control all weeds present.
- Fields should be scouted prior to application to determine species present and growth stage. Always apply this herbicide at the full labeled rate and correct timing for the weeds present in the field.

Utilize non-herbicidal practices to add diversity

- Use diversified management tactics such as cover crops, mechanical weed control, harvest weed seed control, and crop rotation as appropriate.

Use good agronomic practices, start clean and stay clean

- Use good agronomic practices that enhance crop competitiveness.
- Plant into weed-free fields utilizing tillage or an effective burndown herbicide for control of emerged weeds.
- Sanitize farm equipment to avoid spreading seed or vegetative propagules prior to leaving fields.

Difficult to control weeds

- Fields with difficult to control weeds should be planted in rotation with crops that allow the use of herbicides with an alternative mode of action or different management practices.
- Difficult to control weeds may require sequential applications, such as a broad spectrum preemergence herbicide followed by one or more postemergence herbicide applications. Utilize herbicides containing different modes of action effective on the target weeds in sequential applications.

Do not overuse the technology

- Do not use more than two applications of this or any other herbicide with the same mode of action in a single growing season unless mixed with an herbicide with a different mode of action which provides overlapping spectrum for the difficult to control weeds.

Scout and inspect fields following application

- Prevent an influx of weeds into the field by controlling weeds in field borders.
- Scout fields after application to verify that the treatment was effective.
- Suspected- herbicide resistant weeds may be identified by these indicators
 - Failure to control a weed species normally controlled by the herbicide at the dose applied, especially if control is achieved on adjacent weeds;
 - A spreading patch of non-controlled plants of a particular weed species; and
 - Surviving plants mixed with controlled individuals of the same species.
- Report non-performance of this product to your Syngenta retailer, Syngenta representative, or call 1-866-Syngent(a) (866-796-4368). If resistance is suspected ensure weed escapes are controlled using an herbicide with an effective mode of action and/or use non-chemical means to prevent further seed production.

Prevent weed escapes before, during, and after harvest

- Do not allow weed escapes to produce seed or vegetative structures such as tubers or stolons which contribute to spread and survival. Consider harvest weed seed management and control weeds post-harvest to prevent seed production.

Resistant Weeds

- Contact your local Syngenta representative, retailer, crop advisor or extension agent to determine if weeds resistant to this mode of action are present in your area. If resistant biotypes have been reported, use the full labeled rate of this product, apply at the labeled timing, and tank-mix with a different mode of action product so there are multiple effective modes of application for each suspected resistant weed.

4.0 APPLICATION DIRECTIONS

4.1 Methods of Application

- Applications with Gramoxone 3LB alone or in tank mixtures are permitted by ground and by air.
- This product may only be applied with a backpack sprayer if the backpack equipment allows the product to be transferred into the sprayer from the original product container using a closed system as specified in the **Use Restrictions Section (Section 6.1)** of this label and the application rate **does not exceed** 0.5 lb ai/A (1.3 pt of this product) in 30 gallons of spray solution per acre.
- Preplant, preemergence, postemergence, and burndown applications are allowed as specified in **Sections 8.0, 9.0, and 13.0** unless otherwise restricted in **Section 6.0**.

4.2 Application Equipment

- Configure spray equipment to provide accurate and uniform coverage of the target area and minimize potential for spray drift.
- To ensure accuracy, calibrate sprayer before each use. For information on spray equipment and calibration, consult spray equipment manufacturers and/or state recommendations.
- Use sprayers that provide accurate and uniform application with nozzles designed to minimize drift and provide uniform coverage.
- Avoid using screens and strainers finer than 50 mesh.
- All equipment must be properly maintained.
- Gramoxone 3LB is corrosive to aluminum. Aluminum and all other spray equipment must be washed to remove product residues after use.
- Prolonged exposure of this product to uncoated steel surfaces may result in corrosion and possible failure of the part.

For aerial application equipment:

- Gramoxone 3LB is corrosive to aluminum. Aluminum aircraft structures that are exposed to spray solution or spray drift should be flushed thoroughly with water immediately after use.
- The maintenance of an organic coating (paint) which meets aerospace specification MIL-C-38413 may prevent corrosion.
- To prevent corrosion of exposed parts, thoroughly wash aircraft after each day of spraying to remove residues of this product accumulated during spraying or from spills.
- Landing gear are most susceptible.

4.2.1 Nozzles

Gramoxone 3LB is a contact herbicide and thorough coverage of foliage is essential to maximize control of weeds and for effective crop desiccation/defoliation. Spray nozzles that will produce medium to coarse droplets are recommended. With certain tank-mix partners or in specific situations it may be necessary to use nozzles that produce larger droplets. If nozzles that produce droplets larger than coarse are used carrier volume should be a minimum of 20 gallons per acre.

4.3 Application Volume and Spray Coverage

- Since Gramoxone 3LB is a contact-type herbicide, it is essential to obtain complete coverage for control of target weeds and thorough desiccation/defoliation of crops.
- Improper application technique will usually result in unacceptable weed control and unacceptable crop desiccation/defoliation.
- For ground application apply in a minimum of 10 gal/A of spray mixture. Increasing the carrier volume will likely result in improved control. For aerial application apply in a minimum of 5 gal/A of spray mixture.
- When spot spraying, spray to thoroughly wet the foliage, but not to the point of runoff.

4.4 Mixing Directions

1. Thoroughly clean spray equipment before using this product. Dispose of the cleaning solution in a responsible manner.
2. Prepare no more spray mixture than is needed for the immediate operation.
3. Keep product container tightly closed when not in use.
4. Agitate the spray solution before and during application.
5. Do not let the spray mixture stand overnight in the spray tank.
6. Flush the spray equipment thoroughly following each use and apply the rinsate to a previously treated area.

Always use clean water (free of mud or clay), clear liquid nitrogen, or complete clear liquid fertilizers as the carrier when spraying Gramoxone 3LB. Muddy water, or suspension-type fertilizers containing clay, can inactivate Gramoxone 3LB. Never use suspension-type fertilizers containing clay as the spray carrier. If using a complete clear liquid fertilizer containing high phosphate levels as the spray carrier, always use the higher rate of Gramoxone 3LB and surfactant.

Note: When using liquid fertilizers such as 28% N as a spray carrier, non-ionic surfactant should be added to the spray mixture. Liquid fertilizer carriers cannot substitute for surfactant.

4.4.1 Gramoxone 3LB Alone

1. Fill the spray tank $\frac{1}{2}$ full with clean water or other approved carrier.
2. Add a nonionic surfactant to the tank.
3. Begin tank agitation and continue throughout mixing and spraying.
4. Add Gramoxone 3LB to the tank.

5. Add crop oil concentrate or methylated seed oil to tank where needed.
6. Fill remainder of spray tank.

SPOT SPRAYING

When only small areas are to be sprayed with labeled applications, it is advantageous to mix small quantities of Gramoxone 3LB. To aid in mixing small quantities, use the following table.

If The Broadcast Rate Per Acre for Gramoxone 3LB is:	Add The Following Amount of Gramoxone 3LB To 1 Gallon of Water
1 ½ pt	1/3 fl oz
2 pt	3/8 fl oz
2 ½ pt	1/2 fl oz
3 pt	2/3 fl oz

Always add 1/3-1/2 fl oz of a nonionic surfactant for each gallon of spray.

4.4.2 Tank-Mix Precautions

- It is the pesticide user's responsibility to ensure that all products are registered for the intended use. Read and follow the applicable restrictions, limitations, and directions for use on all product labels involved in tank mixing. Users must follow the most restrictive directions for use and precautionary statements of each product in the tank mixture.
- Tank mix compatibility testing (a.k.a., jar testing) is prohibited.
- Consult <http://www.syngenta-us.com/herbicides/gramoxone-sl-3.0> for a list of products that have been evaluated for tank-mix compatibility with this product.
- If additional information needed, contact local Syngenta representative for more information regarding tank mixes.
- Tank mixes with other pesticides, fertilizers, or any other additives with Gramoxone 3LB may result in tank mix incompatibility or unsatisfactory performance.

4.4.3 Gramoxone 3LB In Tank Mixtures

1. Fill spray tank ½ full with clean water or other approved carriers such as clear liquid fertilizer.
2. Add nonionic surfactant to tank
3. Begin tank agitation and continue throughout mixing and spraying.
4. Add dry formulations (WP, DF, etc.) to tank.
5. Add liquid formulations (SC, EC, L, etc.) to tank.
6. Add Gramoxone 3LB to tank.
7. Add crop oil concentrate or methylated seed oil to tank where needed.
8. Fill remainder of spray tank.

4.4.4 Spray Additives

Always add one of the following (failure to use one of the following at recommended rates will result in reduced performance of Gramoxone 3LB).

- **Nonionic Surfactant:** For ground and aerial application, add nonionic surfactant containing 80% or more surface-active agent at a minimum of 0.25% v/v (2 pt/100 gal) of the finished spray volume. Non-ionic surfactant is the preferred adjuvant when tank-mixed with other herbicides.
- **Crop Oil Concentrate or Methylated Seed Oil:** Add a nonphytotoxic crop oil concentrate or methylated seed oil containing 15-20% approved emulsifier, at 1.0% v/v (1 gal/100 gal) of the finished spray volume for ground applications. For aerial applications, add 1 pint of crop oil concentrate per acre. Do not use crop oil concentrate when using Gramoxone 3LB for cotton harvest aid.

Use an adjuvant that meets the requirements of the Chemical Producers and Distributors Association (CPDA) adjuvant certification program.

4.5 Sprayer Cleanout

To avoid subsequent injury to other crops, thoroughly clean mixing and application equipment immediately after spraying. The following instructions are provided:

1. **Do not** clean sprayer near desirable vegetation, wells or other water sources.
2. Drain and flush tank walls, boom and all hoses with clean water.
3. Prepare a solution of water/strong detergent or a commercial sprayer cleaner or ammonia.
4. Be sure to wash all internal parts of the tank, including the inside top surface with the cleaning solution. Start agitation in the sprayer and thoroughly recirculate the cleaning solution for at least 15 minutes. All visible deposits must be removed from the spraying system.
5. Flush hoses, spray lines and nozzles for at least one minute with the cleaning solution.
6. Repeat steps 3-5 for two additional times.
7. Remove nozzles, screens and strainers, and clean separately in the cleaning solution after completing the above procedures.
8. Drain lines, filters and sump.
9. Rinse the complete spraying system with clean water.
10. Dispose of all rinsate according to local, state and federal regulation.

5.0 ROTATIONAL CROP

All rotational crops may be planted immediately after the last application of Gramoxone 3LB.

6.0 RESTRICTIONS AND PRECAUTIONS

6.1 Use Restrictions

- **For containers less than 120 gallons, this product must only be removed from the original container with a closed transfer system. Any subsequent transfer of this product must utilize a closed transfer system. Any attempt to circumvent the closed transfer system prior to complete removal of the product and rinsing of the product**

container as described in the Storage and Disposal Section of this label is prohibited.

- **DO NOT** use this product in residential or public recreational settings (e.g. home, home gardens, schools, recreational parks, golf courses, and/or playgrounds).
- **NEVER PUT INTO FOOD, DRINK OR OTHER CONTAINERS.**
- **DO NOT USE OR STORE IN OR AROUND THE HOME.**
- **DO NOT REMOVE CONTENTS EXCEPT FOR IMMEDIATE USE.**
- **DO NOT** apply this product through any type of irrigation system.
- **DO NOT apply under conditions involving possible drift to food, forage, or other plantings that might be damaged or the crops thereof rendered unfit for sale, use, or consumption.**
- **DO NOT** apply when weather conditions favor drift from treated areas.
- For broadcast applications of this product using backpack sprayers, the application rate **must not exceed** 0.50 lb ai/A (1.3 pt of this product) in a minimum of 30 gallons of spray solution per acre.

6.2 Use Precautions

- In dry areas, dust stirred up by high winds or equipment can coat weed or plant leaves and reduce Gramoxone 3LB activity. Avoid applying Gramoxone 3LB in extremely dusty conditions.
- In preplant and preemergence (to the crop) uses, do not apply to soils lacking clay minerals, e.g., peat, muck, pure sand, artificial planting media.
- To reduce germination of new weeds, seeding or transplanting should be done with a minimum amount of soil disturbance.
- Gramoxone 3LB used for preplant weed control over the top of plastic mulch may damage transplants which come in contact with the plastic. Sufficient rainfall or sprinkler irrigation to cause wash-off prior to planting may be needed to prevent damage to the crop.
- Weeds emerging after application of Gramoxone 3LB will not be controlled or suppressed.
- Unless otherwise indicated, crop plants emerged at time of application may be severely injured or killed if contacted by sprays of Gramoxone 3LB.

6.3 Spray Drift Management

- **AVOIDING SPRAY DRIFT AT THE APPLICATION SITE IS THE RESPONSIBILITY OF THE APPLICATOR.**
- The interaction of many equipment- and weather-related factors determines the potential for spray drift.
- The applicator and grower must consider the interaction of equipment and weather-related factors to ensure that the potential for drift to sensitive non-target plants is minimal.
- This pesticide may only be applied when the potential for drift to adjacent sensitive areas (e.g., residential areas, bodies of water, non-target plants) is minimal (i.e., when the wind is blowing away from the sensitive area).
- Consult with local and State agricultural authorities for information regarding avoiding or minimizing spray drift.

6.3.1 Aerial Applications

- Do not release spray at a height greater than 10 ft above the vegetative canopy, unless a greater application height is necessary for pilot safety.
- For applications prior to the emergence of crops and target weeds, applicators are required to use a coarse or coarser droplet size (ASABE S572.1).
- The boom length must not exceed 65% of the wingspan for airplanes or 75% of the rotor blade diameter for helicopters.
- Applicators must use ½ swath displacement upwind at the downwind edge of the field.
- Nozzles must be oriented so the spray is directed toward the back of the aircraft.
- Do not apply when wind speeds exceed 10 miles per hour at the application site.
- Do not apply during temperature inversions.

6.3.2 Boom-less Ground Application

- Applicators are required to use a Medium or coarser droplet size (ASABE S572.1) for applications.
- Do not apply during temperature inversions.

6.3.3 Ground Boom Applications

- Apply with the nozzle height recommended by the manufacturer, but no more than 3 feet above the ground or crop canopy unless making a pasture, or rangeland application, in which case applicators may apply with a nozzle height no more than 4 feet above the ground.
- For applications prior to the emergence of crops and target weeds, applicators are required to use a Coarse or coarser droplet size (ASABE S572.1).
- Do not apply during temperature inversions.

6.3.4 Handheld Technology Applications

- Take precautions to minimize spray drift.

6.4 Drift Reduction Advisory Information

6.4.1 Importance of Droplet Size

- An effective way to reduce spray drift is to apply large droplets.
- Use the largest droplets that provide target weed control.
- While applying larger droplets will reduce spray drift, the potential for drift will be greater if applications are made improperly or under unfavorable environmental conditions.

6.4.2 Controlling Droplet Size - Aircraft

- Adjust Nozzles - Follow nozzle manufacturer's recommendations for setting up nozzles. Generally, to reduce fine droplets, nozzles should be oriented parallel with the airflow in flight.

6.4.3 Controlling Droplet Size – Ground Boom

- **Volume** - Increasing the spray volume so that larger droplets are produced will reduce spray drift. Use the highest practical spray volume for the application. If a greater spray volume is needed, consider using a nozzle with a higher flow rate.

- **Pressure** - Use the lowest spray pressure recommended for the nozzle to produce the target spray volume and droplet size.
- **Spray Nozzle** - Use a spray nozzle that is designed for the intended application. Consider using nozzles designed to reduce drift.

6.4.4 Boom Height – Ground Boom

- Use the lowest boom height that is compatible with the spray nozzles that will provide uniform coverage.
- For ground equipment, the boom should remain level with the crop and have minimal bounce.

6.4.5 Release Height - Aircraft

- Higher release heights increase the potential for spray drift.
- When applying aurally to crops, do not release spray at a height greater than 10 ft above the crop canopy, unless a greater application height is necessary for pilot safety.

6.4.6 Shielded Sprayers

- Shielding the boom or individual nozzles can reduce spray drift.
- Consider using shielded sprayers. Verify that the shields are not interfering with the uniform deposition of the spray on the target area.

6.4.7 Temperature and Humidity

- When making applications in hot and dry conditions, use larger droplets to reduce effects of evaporation.

6.4.8 Temperature Inversions

- Drift potential is high during a temperature inversion.
- Temperature inversions are characterized by increasing temperature with altitude and are common on nights with limited cloud cover and light to no wind.
- The presence of an inversion can be indicated by ground fog or by the movement of smoke from a ground source or an aircraft smoke generator.
- Smoke that layers and moves laterally in a concentrated cloud (under low wind conditions) indicates an inversion, while smoke that moves upward and rapidly dissipates indicates good vertical air mixing.
- Avoid applications during temperature inversions.

6.4.9 Wind

- Drift potential generally increases with wind speed. **AVOID APPLICATIONS DURING GUSTY WIND CONDITIONS.**
- Applicators need to be familiar with local wind patterns and terrain that could affect spray drift.

6.4.10 Windblown Soil Particles

- Gramoxone 3LB has the potential to move off-site due to wind erosion.
- Soils that are subject to wind erosion usually have a high silt and/or fine to very fine sand fractions and low organic matter content.
- Other factors which can affect the movement of windblown soil include the intensity and direction of prevailing winds, vegetative cover, site slope, rainfall, and drainage patterns.
- Avoid applying Gramoxone 3LB if prevailing local conditions may be expected to result in off-site movement.

6.4.11 Sensitive Areas

- The pesticide must only be applied when the potential for drift to adjacent sensitive areas (e.g. residential areas, bodies of water, known habitat for threatened or endangered species, non-target crops) is minimal (i.e., when wind is blowing away from the sensitive areas).

7.0 WEEDS CONTROLLED OR PARTIALLY CONTROLLED BY GRAMOXONE 3LB

Gramoxone 3LB should be applied to emerged weeds when they are small. Weeds 1-6 inches in height are the easiest to control. Larger weeds may be more difficult to control. When weeds have been grazed or mowed, thus removing much of the green foliage, allow the weeds to regrow to a height of 2-4 inches before spraying if possible. Similarly, when forage or grain crops have been harvested prior to spraying, weeds present in the field will also have been cut. To allow for adequate green foliage to remain on weeds in this situation, raise cutter bars as high as possible from the ground to cut stubble and weeds at a greater height.

Difficult weeds can often be controlled by tank mixing Gramoxone 3LB with other herbicides. The addition of herbicides which are photosynthetic inhibitors herbicide (Groups 5, 7) will slow the activity of Gramoxone 3LB, allowing Gramoxone 3LB to thoroughly distribute itself within the treated leaf. The resulting level of control is usually greater than if Gramoxone 3LB was applied alone.

When perennial broadleaf weeds such as Canada thistle, bindweed, dandelion, etc. or difficult to control annual broadleaf weeds such as giant ragweed or morningglory are present, tank mixes with Boundary® 6.5 EC Herbicide, Acuron® Herbicide, Acuron® Flexi, Lexar®, Lumax® EZ Herbicide or products that contain 2,4-D ester (Low Volatile), 2,4-DB, or dicamba, where labeled, will help improve control. Tank mixing the amine formulation of 2,4-D with Gramoxone 3LB may result in reduced grass control.

8.0 CROP USE DIRECTIONS

8.1 Alfalfa

8.1.1 Preplant, Preemergence, Broadcast, or Banded Over-Row Applications to No-Till or Conventional Planting

Crops (Including all cultivars, varieties, and/or hybrids of these)			
Alfalfa			
Target Weed	Rate pt/A	Application Timing	Use Directions
Refer to Section 7.0 .	1.3 – 2.7	Prior to crop emergence	<p>No-till or Conventional Planting</p> <p>Apply by preplant, preemergence broadcast or banded over-row application in a minimum of 10 gal/A by ground or 5 gal/A by air.</p> <p>Seeding should be done with a minimum amount of soil disturbance.</p> <p>See Section 4.4.4 for adjuvant recommendations.</p>
<p>Tank Mix Options:</p> <ul style="list-style-type: none"> Gramoxone 3LB can be tank mixed with other herbicides labeled for use on alfalfa applied by the same methods and at the same timings. Refer to Section 4.4.2 for tank-mix precautions. 			
<p>Resistance Management:</p> <ul style="list-style-type: none"> Refer to Section 3.1. 			
<p>Precautions:</p> <ul style="list-style-type: none"> Crop plants emerged at the time of application will be killed. 			
USE RESTRICTIONS			
<ol style="list-style-type: none"> Refer to Section 6.1 for additional product use restrictions. Maximum Single Application Rate: 2.7 pt/A REI: 24 hours Minimum Application Interval: 7 days Maximum Annual Rate: 2.7 pt/A/year <ol style="list-style-type: none"> DO NOT exceed 1.0 lb ai/A/year of paraquat-containing products for all combined uses. DO NOT make more than 2 applications per year. Pre-Harvest Interval (PHI): Harvest crop at normal maturity. 			

8.1.2 New Seedlings Grown for Hay in California Only

Crops (Including all cultivars, varieties, and/or hybrids of these)			
Alfalfa			
Target Weed	Rate pt/A	Application Timing	Use Directions

Spikeweed (≤4 tall)	0.7 – 1.0	Late winter or early spring	For use in California Only for suppression and control of broadleaf weeds and grasses in new alfalfa grown for hay.
Volunteer Small Grain (≤8) Fiddleneck (≤6)	1.3		Apply by ground in a minimum of 10 gal/A or by air in a minimum of 5 gal/A spray volume.
Shepherd's-purse Annual Bluegrass Chickweed Red Maids (≤6)	0.7 – 1.3		Alfalfa must have 6 trifoliolate leaves to use the 0.7 pt/A rate; Alfalfa must have 9 trifoliolate leaves to use the 1.3 pt/A.
See Section 4.4.4 for adjuvant recommendations.			
Tank Mix Options:			
<ul style="list-style-type: none"> Gramoxone 3LB can be tank mixed with other herbicides labeled for use on alfalfa applied by the same methods and at the same timings. Refer to Section 4.4.2 for tank-mix precautions. 			
Resistance Management:			
<ul style="list-style-type: none"> Refer to Section 3.1. 			
Precautions:			
<ul style="list-style-type: none"> Seedling alfalfa stands will be reduced and replanting may be necessary. Alfalfa foliage present at the time of application will be burned. 			
USE RESTRICTIONS			
<ol style="list-style-type: none"> Refer to Section 6.1 for additional product use restrictions. Maximum Single Application Rate: 1.3 pt/A REI: 24 hours Minimum Application Interval: Not Applicable Maximum Annual Rate: 1.3 pt/A <ol style="list-style-type: none"> DO NOT exceed 0.5 lb ai/A/year of paraquat-containing products for New Seedlings Grown for Hay in California Only. DO NOT exceed 1.0 lb ai/A/year of paraquat-containing products for all combined uses. DO NOT use on seedling alfalfa grown for seed. DO NOT make more than 1 application per year. Pre-Harvest Interval (PHI): 70 days 			

8.1.3 Between-Cuttings Treatment in Established Planting

Crops (Including all cultivars, varieties, and/or hybrids of these)			
Alfalfa			
Target Weed	Rate pt/A	Application Timing	Use Directions
Refer Section 7.0 .	0.7	<p><u>Between cuttings treatment in established plantings</u></p> <p>Immediately after alfalfa has been removed for hay or silage but not later than 5 days after cutting.</p>	<p>For use in established plantings between-cuttings including first year alfalfa in all states East of the Rocky Mountains.</p> <p>Apply by ground as a broadcast application in a minimum of 10 gal/A of spray volume.</p> <p>Applications made during the growing season may be applied in addition to a dormant application.</p>

		1-3 applications as needed during the growing season	For first year alfalfa, do not apply more than twice during the first growing season. See Section 4.4.4 for adjuvant recommendations.
Tank Mix Options:			
<ul style="list-style-type: none"> Gramoxone 3LB can be tank mixed with other herbicides labeled for use on alfalfa applied by the same methods and at the same timings. Refer to Section 4.4.2 for tank-mix precautions. 			
Resistance Management:			
<ul style="list-style-type: none"> Refer to Section 3.1. 			
Precautions:			
<ul style="list-style-type: none"> Weeds much beyond the seedling stage and the stubble of weeds cut off during harvest will be less affected by this treatment. CAUTION: First year alfalfa stands and yields may be reduced if alfalfa is allowed to regrow more than 2". Alfalfa foliage present at time of application will be burned. In arid areas where moisture is limited, weed control may be reduced. 			
USE RESTRICTIONS			
<ol style="list-style-type: none"> Refer to Section 6.1 for additional product use restrictions. Maximum Single Application Rate: 0.7 pt/A REI: 12 hours Minimum Application Interval: Make only one application per cutting interval. Maximum Annual Rate: 2.0 pt/A/year <ol style="list-style-type: none"> DO NOT exceed 0.75 lb ai/A/year of paraquat-containing products for between-cuttings treatment in established plantings. DO NOT exceed 1.0 lb ai/A/year of paraquat-containing products for all combined uses. DO NOT make more than 3 applications per year. DO NOT allow grazing for 30 days after application. Pre-Harvest Interval (PHI): 30 days for cutting or harvesting 			

8.1.4 Dormant Season Applications

Crops (Including all cultivars, varieties, and/or hybrids of these)			
Alfalfa			
Target Weed	Rate pt/A	Application Timing	Use Directions
<u>For control of weeds including:</u> Bluegrass Cheatgrass Chickweed Dogfennel Downy brome Henbit London Rocket Rescue Brome Ryegrass Sowthistle Tansymustard	1.3-2.0	Dormant season on established plantings more than one year old	Established plantings in Region A Refer to geographical restrictions map in Section 8.1.6 . Apply from late fall through early spring before new growth occurs as a broadcast spray in 10 gal/A by ground and a minimum of 5 gal/A by air to well – established stands (at least 1-year old).

Wild Oats Winter Annuals Suppression of: Perennial Weeds			See Section 4.4.4 for adjuvant recommendations.
For desiccation of weeds including: Bluegrass Cheatgrass Chickweed Dogfennel Downy brome Henbit London Rocket Rescue Brome Ryegrass Sowthistle Tansymustard Wild Oats Winter Annuals Suppression of: Perennial Weeds	0.7 – 1.3	After last fall cutting and before first spring cutting.	Established plantings in Region B Refer to geographical restrictions map in Section 8.1.6. Apply from late fall through early spring before new growth occurs as a broadcast spray in a minimum of 10 gal/A by ground and a minimum of 5 gal/A by air. See Section 4.4.4 for adjuvant recommendations.
	Region A 0.7 – 1.3 Region B 0.5 – 0.8	After last fall cutting and before first spring cutting	Fall seeded or newly established stands (less than 1-year old) in Regions A and B Refer to geographical restrictions map in Section 8.1.6. Apply from late fall through early spring before new growth occurs as a broadcast spray to newly established stands less than 1-year old. Apply in a minimum of 10 gal/A by ground and a minimum of 5 gal/A by air. See Section 4.4.4 for adjuvant recommendations.
For desiccation of weeds including: Bluegrass Chickweed Foxtail Groundsel Ryegrass Shepherd's-purse Sowthistle Tansymustard	Region A 0.7 – 1.3 Region B 0.5 – 0.8	After last fall cutting and before first spring cutting.	California Only for use on: Established plantings, Region B and Fall seeded, newly established stands in Regions A and B Refer to geographical restrictions map in Section 8.1.6. Use high rate if groundset, ryegrass, shepherd's-purse, or sowthistle is present. See Section 4.4.4 for adjuvant recommendations.
Tank Mix Options:			
<ul style="list-style-type: none"> Refer to Section 8.1.5 for tank-mix use options. 			
Resistance Management:			
<ul style="list-style-type: none"> Refer to Section 3.1. 			
Precautions:			
<ul style="list-style-type: none"> Region A <ul style="list-style-type: none"> Alfalfa foliage present at the time of application to established plantings in Region A will be burned which may reduce the yield of the first cutting. 			

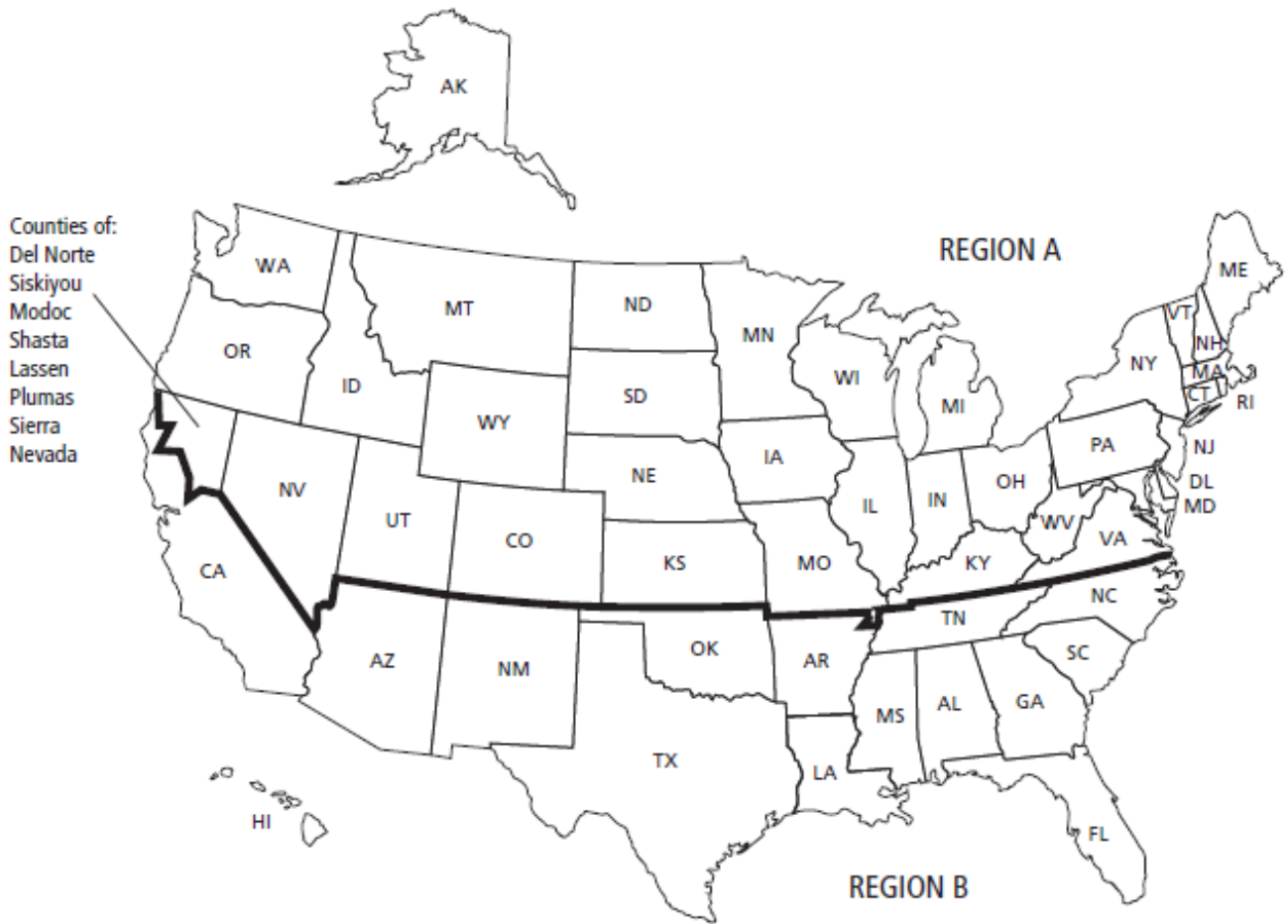
<ul style="list-style-type: none"> ○ Application to newly established stands of alfalfa that is not dormant or has broken dormancy, may result in stand and/or yield reductions. Green alfalfa foliage present at the time of application will be burned. ○ In newly established stands, total hay yield of first cutting may be reduced in alfalfa fields with severe weed infestation. This reduction will be directly proportionate to the loss of weed weight. ● Region B <ul style="list-style-type: none"> ○ Application to established stands or to newly established stands that are not dormant or has broken dormancy may result in stand and/or yield reductions. Green alfalfa foliage present at the time of application will be burned. ○ In established plantings, total hay yield of first cutting may be reduced in alfalfa fields with severe weed infestation. This reduction will be directly proportionate to the loss of weed weight.
USE RESTRICTIONS
<ol style="list-style-type: none"> 1. Refer to Section 6.1 for additional product use restrictions. 2. Maximum Single Application Rate: 2.0 pt/A 3. REI: 12 hours 4. Minimum Application Interval: Not Applicable 5. Maximum Annual Rate: 2.0 pt/A/year <ol style="list-style-type: none"> a. DO NOT exceed 0.75 lb ai/A/year of paraquat-containing products for dormant applications. b. DO NOT exceed 1.0 lb ai/A/year of paraquat-containing products for all combined uses. 6. DO NOT apply in Region A established plantings if fall regrowth following last fall cutting is greater than 6", or if spring regrowth is more than 2". 7. DO NOT apply in the California counties of Orange, Riverside and all counties north of these counties if spring regrowth after grazing or cutting is more than 2". In all other areas within Region B, DO NOT apply if regrowth after grazing or cutting is more than 2". 8. DO NOT make more than one application per year. 9. DO NOT allow grazing in established plantings in Region A for 42 days. 10. DO NOT allow grazing in established plantings in Region B or to newly established stands in Regions A and B for 60 days 11. Pre-Harvest Interval (PHI): <ol style="list-style-type: none"> a. 42 days for Region A established plantings b. 60 days for Region B established plantings and newly established stands in Regions A and B.

8.1.5 Tank-Mix Combinations of Dormant Season Applications

Application	Tank-Mix Brands	Use Directions
Dormant Season Uses Established planting in Region A and B Fall-seeded, newly established stands less than 1-year old, Region B	Products that contain the active ingredient metribuzin	Apply as directed above for a solo application (Section 8.1.4) and the Metribuzin labels of tank-mix partner. Tank mix for improved burndown of weed vegetation and residual weed control for established plantings in Region A (at least one year old alfalfa).
Dormant season established plantings in Region A	Product that contain the active ingredient hexazinone	For control of weeds such as chickweed, downy brome and tansymustard. Apply as directed by this label and the labels of tank-mix partner. Apply as a broadcast spray at a rate of 0.7 – 1.3 pt/A and in a minimum spray volume of 10 gal/A by ground or a minimum of 5 gal/A by air.

		Use the 0.7 pt rate of Gramoxone 3LB when weeds and grasses are less than 4" tall.
<p>Precautions:</p> <ul style="list-style-type: none"> • Temporary chlorosis may occur on alfalfa regrowth when applying a tank mix with products that contain the active ingredient hexazinone. • Stress which may be caused in part by low fertility, disease, insects, winterkill, over cutting, drought or frost may increase the chances of crop injury. 		
TANK-MIX USE RESTRICTIONS		
<ol style="list-style-type: none"> 1. All use restrictions cited in Section 8.1.1-8.1.4 for Gramoxone 3LB solo apply to tank mixes with Gramoxone 3LB. 2. It is the pesticide user's responsibility to ensure that all products are registered for the intended use. Read and follow the applicable restrictions, limitations, and directions for use on all product labels involved in tank mixing. Users must follow the most restrictive directions for use and precautionary statements of each product in the tank mixture. 3. DO NOT make more than 1 application per year. 4. DO NOT make more than 1 application of tank mixes that contain hexazinone to established stands during the dormant season. 5. DO NOT apply tank mixes that contain hexazinone to alfalfa during the first season after seeding. 6. DO NOT apply tank mix with metribuzin on newly established (less than 1-year old) alfalfa. 7. DO NOT use on gravelly or rocky soils, exposed subsoils, hardpan, sand or poorly drained alkaline soils as crop injury, including mortality, may result. 8. DO NOT cut or harvest within 42 days of application following tank mix with products that contain hexazinone. 9. DO NOT cut or harvest within 60 days of application following tank mix with metribuzin-containing products. 		

8.1.6 Alfalfa: Geographical Restrictions Map



8.2 Artichoke, Globe

Crops (Including all cultivars, varieties, and/or hybrids of these)			
Artichoke, globe			
Target Weed	Rate pt/A	Application Timing	Use Directions
Refer to Section 7.0.	1.7 - 2.7	Postemergence (Directed Spray) Apply as needed with a minimum 7 day interval.	Apply as a ground directed spray in a minimum of 20-100 gal/A of spray volume. See Section 4.4.4 for adjuvant recommendations.
Tank Mix Options			
<ul style="list-style-type: none"> Gramoxone 3LB can be tank mixed with other herbicides labeled for use on artichoke applied by the same methods and at the same timings. Refer to Section 4.4.2 for tank-mix precautions. 			
Resistance Management:			
<ul style="list-style-type: none"> Refer to Section 3.1. 			
USE RESTRICTIONS			
<ol style="list-style-type: none"> Refer to Section 6.1 for additional product use restrictions. Maximum Single Application Rate: 2.7 pt/A REI: 24 hours Minimum Application Interval: 7 days Maximum Annual Rate: 5.3 pt/A/year <ol style="list-style-type: none"> DO NOT exceed 2.0 lb ai/A/year of paraquat-containing products. DO NOT make more than 3 applications per year. Pre-Harvest Interval (PHI): 1 day 			

8.3 Asparagus

Crops (Including all cultivars, varieties, and/or hybrids of these)			
Asparagus			
Target Weed	Rate pt/A	Application Timing	Use Directions
Refer to Section 7.0.	1.7-2.7	Preplant/Preemergence	Apply as a preplant or preemergence broadcast or as a banded over-row application. Apply in a minimum spray volume of 10 gal/A by ground or a minimum of 5 gal/A by air. See Section 4.4.4 for adjuvant recommendations.
		Established Plantings prior to crop re-emergence or after last harvest	Apply preemergence as a broadcast or banded over-row application in a minimum of 10 gal/A of spray volume by ground application. See Section 4.4.4 for adjuvant recommendations.
Tank Mix Options:			
<ul style="list-style-type: none"> Gramoxone 3LB can be tank mixed with other herbicides labeled for use on asparagus applied by the 			

same methods and at the same timings. Refer to **Section 4.4.2** for tank-mix precautions.

Resistance Management:

- Refer to **Section 3.1**.

Precaution:

- Crop plants emerged at time of application will be killed.

USE RESTRICTIONS

1. Refer to **Section 6.1** for additional product use restrictions.
2. **Maximum Single Application Rate:** 2.7 pt/A
3. **REI:** 24 hours
4. **Minimum Application Interval:** Not Applicable
5. **Maximum Annual Rate:** 2.7 pt/A
 - a. **DO NOT** exceed 1.0 lb ai/A/year of paraquat-containing products.
6. **DO NOT** make more than 1 application per year.
7. **Pre-Harvest Interval (PHI):** 6 days

8.4 Berries and Small Fruit

8.4.1 Berries

Crops (Including all cultivars, varieties, and/or hybrids of these)

Blackberry	Gooseberry
Boysenberry	Huckleberry
Blueberry	Loganberry
Currant	Raspberry (black and red)
Elderberry	

Target Weed	Rate pt/A	Application Timing	Use Directions
Refer to Section 7.0 .	1.3-2.7	Postemergence (Directed Spray) Before emergence of new canes or shoots	Apply as a postemergence directed spray in a minimum of 50 gal/A by ground. See Section 4.4.4 for adjuvant recommendations.

Tank Mix Options:

- Gramoxone 3LB can be tank mixed with other herbicides labeled for use on berries applied by the same methods and at the same timings. Refer to **Section 4.4.2** for tank-mix precautions.

Resistance Management:

- Refer to **Section 3.1**.

Precaution:

- Apply before emergence of new canes or shoots as injury to those canes or shoots can occur.
- Apply as a coarse spray to avoid crop injury from the fine spray mist.

USE RESTRICTIONS

1. Refer to **Section 6.1** for additional product use restrictions.
2. **Maximum Single Application Rate:** 2.7 pt/A
3. **REI:** 24 hours
4. **Minimum Application Interval:** 7 days
5. **Maximum Annual Rate:** 2.7 pt/A
 - a. **DO NOT** exceed 1.0 lb ai/A/year of paraquat-containing products.
6. **DO NOT** make more than 2 applications per year.
7. **Pre-Harvest Interval (PHI):** Harvest crop at normal harvest maturity.

8.4.2 Kiwifruit

Crops (Including all cultivars, varieties, and/or hybrids of these)			
Kiwifruit			
Target Weed	Rate pt/A	Application Timing	Use Directions
Refer to Section 7.0.	1.7 – 2.7	Postemergence (Directed Spray)	Apply only as a postemergence directed spray in a minimum of 10 gal/A spray volume. When used for control of mature woody weeds, perennial weeds, late germinating weeds, late germinating weeds and green suckers, retreatment or spot treatment may be necessary. See Section 4.4.4 for adjuvant recommendations.
Tank-Mix Options:			
<ul style="list-style-type: none"> Gramoxone 3LB can be tank mixed with other herbicides labeled for use on kiwifruit applied by the same methods and at the same timings. Refer to Section 4.4.2 for tank-mix precautions. 			
Resistance Management:			
<ul style="list-style-type: none"> Refer to Section 3.1. 			
Precautions:			
<ul style="list-style-type: none"> Do not allow spray to contact green stems (except suckers), or foliage. Use a shield or wrap plant when spraying around young trees or vines. 			
USE RESTRICTIONS			
<ol style="list-style-type: none"> Refer to Section 6.1 for additional product use restrictions. Maximum Single Application Rate: 2.7 pt/A REI: 24 hours Minimum Application Interval: 7 days Maximum Annual Rate: 5.3 pt/A <ol style="list-style-type: none"> DO NOT exceed 2.0 lb ai/A/year of paraquat-containing products. DO NOT make more than 3 applications per year. DO NOT graze treated areas. DO NOT feed cover crops grown in treated areas to livestock. Pre-Harvest Interval (PHI): 14 days 			

8.4.3 Strawberries

Crops (Including all cultivars, varieties, and/or hybrids of these)			
Strawberries			
Target Weed	Rate pt/A	Application Timing	Use Directions
Refer to Section 7.0.	1.3	Postemergence (Directed Spray) Apply when weeds are	Apply as a postemergence directed spray in a minimum of 20 gal/A by ground.

		succulent and growth is from 1-6".	Apply by directing spray between the rows and using shields to prevent spray contact with the crop. See Section 4.4.4 for adjuvant recommendations.
Tank Mix Options:			
<ul style="list-style-type: none"> Gramoxone 3LB can be tank mixed with other herbicides labeled for use on strawberries applied by the same methods and at the same timings. Refer to Section 4.4.2 for tank-mix precautions. 			
Resistance Management:			
<ul style="list-style-type: none"> Refer to Section 3.1. 			
USE RESTRICTIONS			
<ol style="list-style-type: none"> Refer to Section 6.1 for additional product use restrictions. Maximum Single Application Rate: 1.3 pt/A REI: 24 hours Minimum Application Interval: 7 days Maximum Annual Rate: 3.9 pt/A <ul style="list-style-type: none"> DO NOT exceed 1.5 lb ai/A/year of paraquat-containing products. DO NOT make more than 3 applications per year. DO NOT allow spray to contact strawberry plants as injury or excessive residues may result. DO NOT graze livestock in treated areas Pre-Harvest Interval (PHI): 21 days 			

8.5 Cacao

Crops (Including all cultivars, varieties, and/or hybrids of these)			
Cacao			
Target Weed	Rate pt/A	Application Timing	Use Directions
Refer to Section 7.0 .	1.3-2.7	Apply when weeds are succulent and growth is from 1-6".	Apply as a directed spray in a range of 50-200 gal. Use a shield for young trees. When used for control of mature woody weeds, perennial weeds, late germinating weeds, late germinating weeds and green suckers, retreatment or spot treatment may be necessary. See Section 4.4.4 for adjuvant recommendations.
Tank Mix Options:			
<ul style="list-style-type: none"> Gramoxone 3LB can be tank mixed with other herbicides labeled for use on cacao applied by the same methods and at the same timings. Refer to Section 4.4.2 for tank-mix precautions. 			
Resistance Management:			
<ul style="list-style-type: none"> Refer to Section 3.1. 			
Precautions:			
<ul style="list-style-type: none"> Avoid allowing spray to contact cacao plants as injury may result. 			
USE RESTRICTIONS			
<ol style="list-style-type: none"> Refer to Section 6.1 for additional product use restrictions. Maximum Single Application Rate: 2.7 pt/A 			

3. **REI:** 24 hours
4. **Minimum Application Interval:** 7 days
5. **Maximum Annual Rate:** 5.3 pt/A
 - a. **DO NOT** exceed 2.0 lb ai/A/year of paraquat-containing products.
6. **DO NOT** make more than 5 applications per year.
7. **DO NOT** graze treated areas or feed treated cover crops to livestock.
8. **Pre-Harvest Interval (PHI):** 1 day

8.6 Cassava and Yam

Crops (Including all cultivars, varieties, and/or hybrids of these)			
Cassava		Yam	
Target Weed	Rate pt/A	Application Timing	Use Directions
Refer to Section 7.0.	1.3	Postemergence (Directed Spray) Apply when weeds are succulent and growth is 1-6".	For use in Puerto Rico ONLY. Apply as a shielded post directed spray in a minimum of 50 gal/A spray volume. See Section 4.4.4 for adjuvant recommendations.
Tank Mix Options:			
<ul style="list-style-type: none"> • Gramoxone 3LB can be tank mixed with other herbicides labeled for use on cassava and yam applied by the same methods and at the same timings. Refer to Section 4.4.2 for tank-mix precautions. 			
Resistance Management:			
<ul style="list-style-type: none"> • Refer to Section 3.1. 			
Precaution:			
<ul style="list-style-type: none"> • Do not allow spray to contact cassava or yam plants as injury may result. 			
USE RESTRICTIONS			
<ol style="list-style-type: none"> 1. Refer to Section 6.1 for additional product use restrictions. 2. Maximum Single Application Rate: 1.3 pt/A 3. REI: 24 hours 4. Minimum Application Interval: 7 days 5. Maximum Annual Rate: Cassava: 4.0 pt/A; Yam 2.7 pt/A <ol style="list-style-type: none"> a. DO NOT exceed 1.5 lb ai/A/year of paraquat-containing products on cassavas. b. DO NOT exceed 1.0 lb ai/A/year of paraquat-containing products on yams. 6. DO NOT make more than 3 shielded post applications per year on cassavas. 7. DO NOT make more than 2 directed spray applications per year on yams. 8. DO NOT graze treated areas or feed treated forage to livestock. 9. Pre-Harvest Interval (PHI): 90 days 			

8.7 Cereal Grains

Crops (Including all cultivars, varieties, and/or hybrids of these)			
Barley		Wheat	
Target Weed	Rate pt/A	Application Timing	Use Directions

Crops (Including all cultivars, varieties, and/or hybrids of these)			
Refer to Section 7.0.	1.7 – 2.7	Preplant/Preemergence	<p>Apply as a preplant or preemergence in a minimum spray volume of 10 gal/A by ground or in a minimum of 5 gal/A by air. When weed vegetation is dense, increase spray volume to ensure coverage of the target weeds.</p> <p>The rate range of Gramoxone 3LB based on weed height is as follows:</p> <p style="text-align: center;">Weeds 1-3": 1.7 – 2.0 pt/A Weeds 3-6": 2.0 – 2.7 pt/A</p> <p>See Section 4.4.4 for adjuvant recommendations.</p>
<p>Tank Mix Options:</p> <ul style="list-style-type: none"> Gramoxone 3LB can be tank mixed with other herbicides labeled for use on barley and wheat applied by the same methods and at the same timings. Refer to Section 4.4.2 for tank-mix precautions. 			
<p>Resistance Management:</p> <ul style="list-style-type: none"> Refer to Section 3.1. 			
USE RESTRICTIONS			
<ol style="list-style-type: none"> Refer to Section 6.1 for additional product use restrictions. Maximum Single Application Rate: 2.7 pt/A REI: 24 hours Minimum Application Interval: 7 days Maximum Annual Rate: 8.0 pt/A <ol style="list-style-type: none"> DO NOT exceed 3.0 lb ai/A/year of paraquat-containing products in pre-emergence applications. DO NOT make more than 3 applications per year. Pre-Harvest Interval (PHI): Forage, hay, grain, straw may be harvested at normal crop maturity. 			

8.8 Citrus Fruit

Crops (Including all cultivars, varieties, and/or hybrids of these)			
Calamondin Citrus Citron Grapefruit Kumquat	Lemon Lime Mandarin	Orange (sour & sweet) Pummelo Satsuma mandarin	
Target Weed	Rate pt/A	Application Timing	Use Directions
Refer to Section 7.0.	1.7 – 2.7	Postemergence (Directed Spray)	<p>Apply as a postemergence directed spray with a minimum ground application of 10 gal/A spray volume.</p> <p>If applied during harvest season, fallen fruit present at the time of application CANNOT be salvaged or utilized for human consumption.</p> <p>When used for control of mature woody weeds, perennial weeds, late germinating weeds, late germinating weeds and green</p>

			suckers, retreatment or spot treatment may be necessary. See Section 4.4.4 for adjuvant recommendations.
Tank-Mix Options:			
<ul style="list-style-type: none"> Gramoxone 3LB can be tank mixed with other herbicides labeled for use on citrus fruit applied by the same methods and at the same timings. Refer to Section 4.4.2 for tank-mix precautions. 			
Resistance Management:			
<ul style="list-style-type: none"> Refer to Section 3.1. 			
Precautions:			
<ul style="list-style-type: none"> Do not allow spray to contact green stems (except suckers), or foliage. Use a shield or wrap plant when spraying around young trees or vines. 			
USE RESTRICTIONS			
<ol style="list-style-type: none"> Refer to Section 6.1 for additional product use restrictions. Maximum Single Application Rate: 2.7 pt/A REI: 24 hours Minimum Application Interval: 7 days Maximum Annual Rate: 13.3 pt/A <ol style="list-style-type: none"> DO NOT exceed 5.0 lb ai/A/year of paraquat-containing products. DO NOT make more than 5 applications per year. DO NOT graze treated areas. DO NOT feed cover crops grown in treated areas to livestock. Pre-Harvest Interval (PHI): Harvest at normal crop maturity. 			

8.9 Coffee

Crops (Including all cultivars, varieties, and/or hybrids of these)			
Coffee			
Target Weed	Rate pt/A	Application Timing	Use Directions
Refer to Section 7.0 .	1.7 – 2.7	Postemergence (Directed Spray)	<p>Apply as a postemergence directed spray with a minimum ground application of 10 gal/A spray volume.</p> <p>When used for control of mature woody weeds, perennial weeds, late germinating weeds, late germinating weeds and green suckers, retreatment or spot treatment may be necessary.</p> <p>See Section 4.4.4 for adjuvant recommendations.</p>
Tank Mix Options:			
<ul style="list-style-type: none"> Gramoxone 3LB can be tank mixed with other herbicides labeled for use on coffee applied by the same methods and at the same timings. Refer to Section 4.4.2 for tank-mix precautions. 			
Resistance Management:			
<ul style="list-style-type: none"> Refer to Section 3.1. 			
Precautions:			
<ul style="list-style-type: none"> Do not allow spray to contact green stems (except suckers), or foliage. 			

- Use a shield or wrap plant when spraying around young trees or vines.

USE RESTRICTIONS

1. Refer to **Section 6.1** for additional product use restrictions.
2. **Maximum Single Application Rate:** 2.7 pt/A
3. **REI:** 24 hours
4. **Minimum Application Interval:** 7 days
5. **Maximum Annual Rate:** 13.3 pt/A
 - a. **DO NOT** exceed 5.0 lb ai/A/year of paraquat-containing products.
6. **DO NOT** make more than 5 applications per year.
7. **DO NOT** graze treated areas.
8. **DO NOT** feed cover crops grown in treated areas to livestock.
9. **Pre-Harvest Interval (PHI):** Harvest at normal crop maturity.

8.10 Corn

8.10.1 Preplant or Preemergence Application

Crops (Including all cultivars, varieties, and/or hybrids of these)			
Field Corn Popcorn		Seed Corn Sweet Corn	
Target Weed	Rate pt/A	Application Timing	Use Directions
Refer to Section 7.0 .	1.3 – 2.7	Preplant/Preemergence Prior to, during or after planting, but before crop emergence.	<p>Apply as a preplant or preemergence application. The preemergence application can be a broadcast or banded over-row application.</p> <p>The rate range of Gramoxone 3LB based on weed height is as follows:</p> <p style="padding-left: 40px;">Weeds 1-3": 1.3 – 2.0 pt/A Weeds 3-6": 2.0 – 2.7 pt/A</p> <p>Apply in a minimum spray volume of 10 gal/A by ground or a minimum of 5 gal/A by air. When weed vegetation is dense, increase spray volume to ensure coverage of the target weeds.</p> <p>Seeding should be done with a minimum amount of soil disturbance.</p> <p>See Section 4.4.4 for adjuvant recommendations.</p>
Tank Mix Options:			
<ul style="list-style-type: none"> • Gramoxone 3LB can be tank mixed with other herbicides labeled for use on corn applied by the same methods and at the same timings. Refer to Section 4.4.2 for tank-mix precautions. 			
Resistance Management:			
<ul style="list-style-type: none"> • Refer to Section 3.1. 			
Precautions:			
<ul style="list-style-type: none"> • Weeds and grasses emerging after application will not be controlled. • Crop plants emerged at time of application may be severely damaged or killed. 			
USE RESTRICTIONS			

1. Refer to **Section 6.1** for additional product use restrictions.
2. **Maximum Single Application Rate:** 2.7 pt/A
3. **REI:** 24 hours
4. **Minimum Application Interval:** 7 days
5. **Maximum Annual Rate:** 8.0 pt/A
 - a. **DO NOT** exceed 3.0 lb ai/A/year of paraquat-containing products for preplant/preemergence uses.
 - b. **DO NOT** exceed 5.0 lb ai/A/year of paraquat-containing products for all combined uses.
6. **DO NOT** make more than 3 preplant/preemergence applications per year.
7. **Pre-Harvest Interval (PHI):** Harvest forage, ears, grain, and stover at normal maturity.

8.10.2 Postemergence Directed Spray

Crops (Including all cultivars, varieties, and/or hybrids of these)			
Field Corn Popcorn		Seed Corn Sweet Corn	
Target Weed	Rate pt/A	Application Timing	Use Directions
Refer to Section 7.0 .	0.7 – 1.3	Postemergence (Directed Spray) <u>With hooded or shielded sprayers</u> When weeds are actively growing.	Apply as a post-directed spray (including hooded or shielded) when weeds are actively growing. Use higher specified rate on larger or hard to control weeds. Weeds 6" or taller may not be controlled. Apply in a minimum of 10 gal/A by ground application. When using hooded or shielded sprayers , apply by directing spray between the rows and using hooded or shielded sprayers to prevent spray contact with crop plants. See Section 4.4.4 for adjuvant recommendations.
		<u>Without Hooded or Shielded Sprayers:</u> When corn is at least 10" tall.	When using directed spray without hooded or shielded sprayers , apply with nozzles arranged to spray no higher than the lower 3" of corn stalks. For corn greater than 20" tall, arrange the nozzles to spray no higher than the lower 1/3 of the corn stalks. See Section 4.4.4 for adjuvant recommendations.

	1.3	Late June or early July Repeat in early August if regrowth occurs.	USDA Witchweed Eradication Program For field corn ONLY : Follow the same instructions presented above for postemergence directed-spray application. Apply by ground in 10 gal/A of spray volume. See Section 4.4.4 for adjuvant recommendations.
Tank Mix Options:			
<ul style="list-style-type: none"> Gramoxone 3LB can be tank mixed with other herbicides labeled for use on corn applied by the same methods and at the same timings. Refer to Section 4.4.2 for tank-mix precautions. 			
Resistance Management:			
<ul style="list-style-type: none"> Refer to Section 3.1. 			
Precautions:			
<ul style="list-style-type: none"> Severe damage and/or complete kill can occur if spray contacts corn plants. To avoid excessive crop phytotoxicity, use a hooded or shielded sprayer with skids or wheels on the spray boom to maintain spray height. When using a directed spray without hooded or shielded sprayers, corn plants shorter than 10" may be injured and not recover (corn height measured from soil surface to top of whorl). For corn greater than 20" tall, foliage sprayed will be injured, but the crop will recover and develop normally. 			
USE RESTRICTIONS			
<ol style="list-style-type: none"> Refer to Section 6.1 for additional product use restrictions. Maximum Single Application Rate: 1.3 pt/A REI: 24 hours Minimum Application Interval: 7 days Maximum Annual Rate: 4.0 pt/A <ol style="list-style-type: none"> DO NOT exceed 1.5 lb ai/A/year of paraquat-containing products for postemergence uses. DO NOT exceed 5.0 lb ai/A/year of paraquat-containing products for all combined uses. DO NOT make more than 3 postemergence applications per year. Pre-Harvest Interval (PHI): Harvest at normal crop maturity. 			

8.10.3 Harvest Aid Broadcast

Crops (Including all cultivars, varieties, and/or hybrids of these)			
Field Corn Popcorn		Seed Corn	
Target Weed	Rate pt/A	Application Timing	Use Directions
Refer to Section 7.0 .	0.8 – 1.3	At least 7 days prior to harvest	<p>Apply as a broadcast spray when corn is mature, after the black layer has formed at the base of the kernels (this indicates maturity).</p> <p>Consult your local agricultural authority for help in identifying the black layer.</p> <p>Use the 1.3 pt/A rate to desiccate mature broadleaf weeds and</p>

			<p>grasses or broadleaf weeds and grasses that are taller than 18".</p> <p>Add a nonionic surfactant containing at least 75% surface active ingredient at 0.25% v/v.</p> <p>Apply as a harvest aid by ground in a minimum of 20 gal/A by ground or a minimum of 5 gal/A spray volume by air.</p> <p>See Section 4.4.4 for adjuvant recommendations.</p>
<p>Tank-Mix Options:</p> <ul style="list-style-type: none"> Gramoxone 3LB can be tank mixed with other herbicides labeled for use on corn applied by the same methods and at the same timings. Refer to Section 4.4.2 for tank-mix precautions. 			
<p>Resistance Management:</p> <ul style="list-style-type: none"> Refer to Section 3.1. 			
<p>Precautions:</p> <ul style="list-style-type: none"> Drought stressed plants, especially broadleaf weeds can be difficult to kill and desiccation may not be complete. 			
USE RESTRICTIONS			
<ol style="list-style-type: none"> Refer to Section 6.1 for additional product use restrictions. Maximum Single Application Rate: 1.3 pt/A REI: 24 hours Minimum Application Interval: Not Applicable Maximum Annual Rate: 1.3 pt/A/year <ol style="list-style-type: none"> DO NOT exceed 0.5 lb ai/A/year of paraquat-containing products for harvest aid uses. DO NOT exceed 5.0 lb ai/A/year of paraquat-containing products for all combined uses. DO NOT make more than 1 harvest aid application per year. Pre-Harvest Interval (PHI): 7 days for grain and stover 			

8.11 Cotton

8.11.1 Preplant and Preemergence Applications

Crops (Including all cultivars, varieties, and/or hybrids of these)			
Cotton			
Target Weed	Rate pt/A	Application Timing	Use Directions
Refer to Section 7.0 .	1.7 – 2.7	Preplant/Preemergence Prior to, during or after planting, but before crop emergence.	Apply as a preplant or preemergence application in a minimum of 10 gal/A of spray volume by ground or a minimum of 5 gal/A spray volume by air. Use higher specified rate on dense populations and/or larger or hard to control weeds. Weeds 6" or taller may not be controlled.

			<p>For fallow bed treatment, preform beds to permit maximum weed and grass emergence prior to treatment.</p> <p>Seeding should be done with a minimum of soil disturbance.</p> <p>See Section 4.4.4 for adjuvant recommendations.</p>
Volunteer barley	0.3 – 0.7	Preplant	<p>For use in California Only:</p> <p>Apply as a preplant application for control of volunteer barley in preformed seedbeds.</p> <p>Apply in a minimum of 10 gal/A of spray volume by ground or a minimum of 5 gal/A spray volume by air.</p> <p>See Section 4.4.4 for adjuvant recommendations.</p>
<p>Tank Mix Options:</p> <ul style="list-style-type: none"> Refer to Section 8.11.4 for tank mix options. Gramoxone 3LB can be tank mixed with other herbicides labeled for use on cotton applied by the same methods and the same timings. Refer to Section 4.4.2 for tank-mix precautions. 			
<p>Resistance Management:</p> <ul style="list-style-type: none"> Refer to Section 3.1. 			
USE RESTRICTIONS			
<ol style="list-style-type: none"> Refer to Section 6.1 for additional product use restrictions. Maximum Single Application Rate: 2.7 pt/A REI: 24 hours Minimum Application Interval: 7 days Maximum Annual Rate: 8.0 pt/A/year <ol style="list-style-type: none"> DO NOT exceed 3.0 lb ai/A/year of paraquat-containing products for preplant preemergence uses. DO NOT exceed 3.0 lb ai/A/year of paraquat-containing products for all combined uses. DO NOT make more than 3 preplant/preemergence applications per year. Pre-Harvest Interval (PHI): Harvest at normal crop maturity. 			

8.11.2 Postemergence Directed Spray Application

Crops (Including all cultivars, varieties, and/or hybrids of these)			
Cotton			
Target Weed	Rate pt/A	Application Timing	Use Directions
Refer to Section 7.0.	0.8 – 1.3	Postemergence (Directed Spray)	<p>Apply as a post-directed spray (hooded or shielded), directing the spray between the rows to prevent contact with crop plants.</p> <p>Keep hoods or shields adjusted to ensure adequate contact with weeds while shielding the crop from the herbicide.</p> <p>Apply in a minimum of 10 gal/A of spray volume by ground application only when weeds are actively growing and between 1-6" in height.</p> <p>Use higher specified rate on dense populations and/or larger or hard to control weeds. Weeds 6" or taller may not be controlled.</p> <p>See Section 4.4.4 for adjuvant recommendations.</p>
		Postemergence (Directed Spray) Precision Machine Vision Directed Spray: Apply when weeds are actively growing and before weeds reach 4" in height.	<p>Ensure targeted weeds receive thorough spray coverage.</p> <p>Precision application equipment with automated detection (Machine Vision) of weed must be used to minimize contact with cotton.</p> <p>See Section 4.4.4 for adjuvant recommendations.</p>
Tank Mix Options: <ul style="list-style-type: none"> Refer to Section 8.11.4 for tank mix options. Gramoxone 3LB can be tank mixed with other herbicides labeled for use on cotton applied by the same methods and the same timings. Refer to Section 4.4.2 for tank-mix precautions. 			
Resistance Management: <ul style="list-style-type: none"> Refer to Section 3.1. 			
Precautions: <ul style="list-style-type: none"> Avoid contact with the crop when applying by postemergence directed-spray. Intentional or accidental contact (including drift) of Gramoxone 3LB with the crop may result in severe damage or loss of the crop. Keep equipment in good operating condition to avoid leakage or dripping onto crop. Variation in equipment design may affect level of weed control. To minimize drift, do not use nozzles or nozzle configurations or adjuvants which produce fine spray droplets (mist). When tank mixing with Cotoran DF or Meturon DF, follow mixing instructions in Section 4.4.3 carefully and maintain constant agitation. 			
USE RESTRICTIONS			

1. Refer to **Section 6.1** for additional product use restrictions.
2. **Maximum Single Application Rate:** 1.3 pt/A
3. **REI:** 24 hours
4. **Minimum Application Interval:** 14 days
5. **Maximum Annual Rate:** 4.0 pt/A/year
 - a. **DO NOT** exceed 1.5 lb ai/A/year of paraquat-containing products for postemergence uses.
 - b. **DO NOT** exceed 3.0 lb ai/A/year of paraquat-containing products for all combined uses.
6. **DO NOT** make more than 3 postemergence applications per year.
7. **Pre-Harvest Interval (PHI):** Harvest crop at normal maturity.

8.11.3 Harvest Aid and Post Harvest Applications

Crops (Including all cultivars, varieties, and/or hybrids of these)			
Cotton			
Target Weed	Rate pt/A	Application Timing	Use Directions
Cotton defoliation and boll opening	0.12 – 0.5	When 75% or more of bolls are open and remaining bolls to be harvested are mature.	<p>Stripper or Spindle Harvested</p> <p>Use as a harvest aid for defoliation and boll opening.</p> <p>Apply as a broadcast spray in a minimum of 10 gal/A spray volume for ground application or a minimum of 5 gal/A spray volume for air application.</p> <p>May be applied as a split application.</p> <p>Development of immature bolls will be inhibited. Slice bolls and inspect the seed for maturity.</p> <p>After a defoliation or conditioning application has been made, delay desiccation application of Gramoxone 3LB approximately 3-7 days to minimize leaf sticking.</p> <p>Cooler temperatures may cause a longer waiting period between application of Gramoxone 3LB as a desiccant and defoliation/condition.</p> <p>Lower rates in the range may be necessary south of I-10 in Texas where temperatures are typically higher during defoliation.</p> <p>See Section 4.4.4 for adjuvant recommendations.</p>
	0.3 – 0.7	When 75% of bolls are open and remaining bolls to be harvested are	Western Cotton

		mature (approximately 3 or fewer NACB).	<p>Use for boll opening and mid-to-late defoliation.</p> <p>Apply as a broadcast spray in a minimum of 10 gal/A spray volume for ground application or a minimum of 5 gal/A spray volume for air application.</p> <p>In desert cotton areas or on rank vigorous cotton, use the 0.7 pt/A rate.</p> <p>Development of immature bolls will be inhibited.</p> <p>See Section 4.4.4 for adjuvant recommendations.</p>
Cotton desiccation	0.7 – 1.3	When 85% of bolls are open and remaining bolls to be harvested are mature (approximately 0-NACB).	<p>Late Season Desiccation</p> <p>Use as a late season desiccation.</p> <p>Apply as a broadcast spray in a minimum of 10 gal/A spray volume for ground application or a minimum of 5 gal/A spray volume for air application.</p> <p>Lower rates in the range may be necessary south of I-10 in Texas where temperatures are typically higher during defoliation.</p> <p>May be applied as a split application.</p> <p>Development of immature bolls will be inhibited. Slice bolls and inspect the seed for maturity.</p> <p>After a defoliation or conditioning application has been made, delay desiccation application of Gramoxone 3LB approximately 3-7 days to minimize leaf sticking.</p> <p>Cooler temperatures may cause a longer waiting period between application of Gramoxone 3LB as a desiccant and defoliation/condition.</p> <p>See Section 4.4.4 for adjuvant recommendations.</p>
Suppression of regrowth	0.7 – 1.3	Preharvest	<p>Apply as a broadcast spray in a minimum of 10 gal/A spray volume for ground application or a minimum of 5 gal/A spray volume for air application.</p>

			<p>Regrowth is difficult to control, therefore, thorough coverage with the full rate is necessary.</p> <p>Control is dependent on growing conditions and desiccation of small new regrowth may not always be complete.</p> <p>Use higher specified rate if regrowth is excessive.</p> <p>See Section 4.4.4 for adjuvant recommendations.</p>
Cotton desiccation and green weeds, refer to Section 7.0 .	0.7 – 1.3	When 75% or more of bolls are open and remaining bolls to be harvested are mature.	<p>Southern Cotton Post Defoliation</p> <p>Use to aid in opening of mature bolls and to desiccate green weeds.</p> <p>Apply as a broadcast spray in a minimum of 10 gal/A spray volume for ground application or a minimum of 5 gal/A spray volume for air application.</p> <p>Use higher specified rate if weed infestation is heavy or dense.</p> <p>Development of immature bolls will be inhibited.</p> <p>After a defoliation or conditioning application has been made, delay desiccation application of Gramoxone 3LB approximately 3-7 days to minimize leaf sticking.</p> <p>See Section 4.4.4 for adjuvant recommendations.</p>

Tank Mix Options:

- Refer to **Section 8.11.4** for tank-mix options.

Resistance Management:

- Refer to **Section 3.1**.

Precautions:

- When applying to Stripper or Spindle cotton or for late season cotton desiccation, it is advisable, because of extremes in environmental and plant conditions, to apply the range of rates on a small block of cotton to determine the rate that best fits your needs.
- **NOTE:** Nodes above cracked bolls (NACB) timing is for guidance and is not intended to restrict the local expert in their use of the product.

USE RESTRICTIONS

1. Refer to **Section 6.1** for additional product use restrictions.
2. **Maximum Single Application Rate:** 1.3 pt/A
3. **REI:** 24 hours
4. **Minimum Application Interval:** 7 days
5. **Maximum Annual Rate:** 1.3 pt/A/year
 - a. **DO NOT** exceed 0.50 lb ai/A/year of paraquat-containing products for harvest aid uses.
 - b. **DO NOT** exceed 3.0 lb ai/A/year of paraquat-containing products for all combined uses.
6. **DO NOT** make more than 4 harvest aid applications per year.

7. **DO NOT** pasture livestock in treated fields or feed treated foliage.
8. **Pre-Harvest Interval (PHI):**
- western cotton: 7 days
 - all others: 3 days

8.11.4 Tank-Mix Combinations for Harvest Aid Applications

Application	Tank-Mix Brands	Use Directions
All harvest aid uses	Warrior II with Zeon Technology® insecticide and/or Methyl parathion	Apply as directed by this label and the labels of tank-mix partner. May be tank mixed with other cotton harvest aid materials known to be effective by the local expert.
Southern Cotton boll opening and defoliation	Aim® EC Herbicide Sharpen® Powered by Kixor® Herbicide Sodium Chlorate	Apply as directed by this label and the labels of tank-mix partner. Apply as a broadcast spray using 0.3 pt/A of Gramoxone 3LB and the recommended rate for the tank-mix partner. Apply when 80% or more of the bolls are open and the remaining bolls to be harvested are mature.
	DEF 6 Emulsifiable Defoliant Nufarm Ethephon 2 plant Growth Regulator (Alternate Brand Name: VERVE™ Plant Growth Regulator)	Folex®6 EC PREP BRAND ETHEPHON FOR COTTON AND TOBACCO
Western Cotton boll opening and early defoliation	Sharpen® Powered by Kixor® Herbicide Sodium chlorate and/or other compatible harvest aid products	Apply as directed by this label and the labels of tank-mix partner. Early defoliation timing is when 60% or more of the bolls are open and the remaining bolls to be harvested are mature (approximately 4-NACB). Apply as a broadcast spray using 0.23 – 0.33 pt/A of Gramoxone 3LB and the recommended rate of the tank-mix partner. Use the higher rate on rank cotton.

		Do not use more than 0.33 pt/A of Gramoxone 3LB for early defoliation as excessive desiccation may occur.
Western Cotton boll opening and mid-to-late defoliation	Sharpen Powered by Kixor Herbicide Sodium chlorate and/or other compatible harvest aid products	Apply as directed by this label and the labels of tank-mix partner.
Stripper or Spindle Harvested Cotton defoliation and boll opening	Aim EC Herbicide DEF 6 Emulsifiable Defoliant Nufarm Ethephon 2 plant Growth Regulator (Alternate Brand Name: VERVE Plant Growth Regulator)	Folex 6EC Defoliant Prep™ PGR Sharpen Powered by Kixor Herbicide
Late season desiccation	May be tank mixed with other harvest aid materials known to the local expert to be effective.	Apply as directed by this label and the labels of tank-mix partner.
Precautions:		
<ul style="list-style-type: none"> • Development of immature bolls will be inhibited. • Nodes above cracked bolls (NACB) timing is for guidance and is not intended to restrict the local expert in their use of the product. 		
TANK-MIX USE RESTRICTIONS		
<ol style="list-style-type: none"> 1. All use restrictions cited in Section 8.11.1 – 8.11.3 for Gramoxone 3LB solo apply to tank mixes with Gramoxone 3LB. 2. Do not tank-mix Sharpen with Gramoxone for cotton desiccation in California. 3. It is the pesticide user's responsibility to ensure that all products are registered for the intended use. Read and follow the applicable restrictions, limitations, and directions for use on all product labels involved in tank mixing. Users must follow the most restrictive directions for use and precautionary statements of each product in the tank mixture. 4. Pre-Harvest Interval (PHI): When tank-mixed with Aim or Sodium chlorate the PHI is 7 days, 5 days for Sharpen. 		

8.12 Cover Crop Burndown

Crops (Including all cultivars, varieties, and/or hybrids of these)			
Any crops approved on this label that allow preplant burndown applications			
Target Weed	Rate pt/A	Application Timing	Use Directions
Cover crops - grass, broadleaf or mixed plantings	1.3 – 2.7	Preplant burndown of cover crop prior to planting subsequent crop	<p>Apply by preplant broadcast in a minimum of 15 gal/A by ground or 5 gal/A by air.</p> <p>For control of grass cover crops (especially wheat) or volunteer cereals, best results are obtained when Gramoxone 3LB is applied prior to tillering or after boot stage.</p> <p>For broadleaf cover crops, the addition of 2,4-D or dicamba will improve burndown. Do not</p>

			<p>expect complete control of perennial cover crops.</p> <p>See Section 4.4.4 for adjuvant recommendations.</p>
Tank Mix Options:			
<ul style="list-style-type: none"> Gramoxone 3LB can be tank mixed with other herbicides for burndown of cover crops if labeled for use on the subsequent crop applied by the same methods and at the same timings. Refer to Section 4.4.2 for tank-mix precautions. 			
Resistance Management:			
<ul style="list-style-type: none"> Refer to Section 3.1. 			
USE RESTRICTIONS			
<ol style="list-style-type: none"> Refer to Section 6.1 for additional product use restrictions and succeeding crop use directions. REI: 24 hours DO NOT graze treated areas. DO NOT feed cover crops grown in treated areas to livestock. 			

8.13 Cucurbit Vegetables, Crop Group 9

Crops (Including all cultivars, varieties, and/or hybrids of these)			
Chayote (fruit)	Momordica spp.	Muskmelon (cont.)	Squash, Summer (cont.)
Chinese Waxgourd	Balsam Apple	Honeydew Melon	Straightneck Squash
(Chinese Preserving Melon)	Balsam Pear	Honey Balls	Vegetable Marrow
Citron Melon	Bitter Melon	Mango Melon	Zucchini
Cucumber	Chinese Cucumber	Persian melon	Squash, Winter
Gherkin	Muskmelon	Pineapple Melon	Butternut Squash
Gourd, Edible	True Cantaloupe	Santa Claus Melon	Calabaza
Hyotan	Cantaloupe	Snake Melon	Hubbard Squash
Cucuzza	Casaba	Pumpkin	Acorn Squash
Hechima	Crenshaw Melon	Squash, Summer	Spaghetti squash
Chinese okra	Golden	Crookneck Squash	Watermelon
	Pershaw Melon	Scallop Squash	
Target Weed	Rate pt/A	Application Timing	Use Directions
Refer to Section 7.0 .	1.3 – 2.7	Preplant/Preemergence Prior to or after planting, but before crop emergence or transplanting	<p>Apply on seeded or transplanted cucurbits by ground application in a minimum of 10 gal/A, or minimum air application of 5 gal/A.</p> <p>Apply as a banded or broadcast treatment. Use the higher rate for heavier weed infestations.</p> <p>Seeding or transplanting should be done with minimum amount of soil disturbance.</p> <p>Can be used in fallow bed/stale seedbed for weed control.</p> <p>See Section 4.4.4 for adjuvant recommendations.</p>
Volunteer barley	0.5 – 0.7	Preemergence	For use on melons in California, Washington, Oregon, & Idaho Only for

			control of volunteer barley in preformed seedbeds. Apply as a broadcast ground application in a minimum of 10 gal/A or a minimum air application of 5 gal/A spray volume. See Section 4.4.4 for adjuvant recommendations.
Tank Mix Options:			
<ul style="list-style-type: none"> Gramoxone 3LB can be tank mixed with other herbicides labeled for use on cucurbit vegetables applied by the same methods and at the same timings. Refer to Section 4.4.2 for tank-mix precautions. 			
Resistance Management:			
<ul style="list-style-type: none"> Refer to Section 3.1. 			
Precaution:			
<ul style="list-style-type: none"> Crop plants emerged at time of application will be killed. 			
USE RESTRICTIONS			
<ol style="list-style-type: none"> Refer to Section 6.1 for additional product use restrictions. Maximum Single Application Rate: 2.7 pt/A REI: 24 hours Minimum Application Interval: 14 days Maximum Annual Rate: 6.6 pt/A <ol style="list-style-type: none"> DO NOT exceed 2.5 lb ai/A/year of paraquat-containing products. DO NOT make more than 3 applications per year. Pre-Harvest Interval (PHI): Harvest crop at normal harvest maturity. 			

8.14 Fallow and Chemical Fallow Applications

Crops (Including all cultivars, varieties, and/or hybrids of these)			
Fallow Land, Chemical Fallow			
Target Weed	Rate pt/A	Application Timing	Use Directions
Use for the control of winter and summer annual weeds and suppression of perennial weeds or sedges.	1.3 – 2.7	Preplant Immediately after harvest but prior to planting of any crop	<p>Fallow land may be between operations such as disking, ripping, plowing, leveling, irrigation or listing for ground preparation purposes.</p> <p>Apply as a preplant broadcast spray by ground application in a minimum of 10 gal/A spray volume or 5 gal/A spray volume by air.</p> <p>The rate range of Gramoxone 3LB based on weed height is as follows:</p> <p style="text-align: center;">Weeds 1-3": 1.3 - 2.0 pt/A Weeds 3-6": 2.0 - 2.7 pt/A</p> <p>Allow maximum weed emergence prior to application to maximize the benefit of this use.</p>

			See Section 4.4.4 for adjuvant recommendations.
Tank Mix Options:			
<ul style="list-style-type: none"> Gramoxone 3LB can be tank mixed with other herbicides labeled for use on fallow land applied by the same methods and at the same timings. Refer to Section 4.4.2 for tank-mix precautions. 			
Resistance Management:			
<ul style="list-style-type: none"> Refer to Section 3.1. 			
USE RESTRICTIONS			
<ol style="list-style-type: none"> Refer to Section 6.1 for additional product use restrictions. Maximum Single Application Rate: 2.7 pt/A REI: 12 hours Minimum Application Interval: 7 days Maximum Annual Rate: 5.4 pt/A <ol style="list-style-type: none"> DO NOT exceed 2.0 lb ai/A/year of paraquat-containing products. DO NOT make more than 2 applications per year. DO NOT harvest, forage, hay, or graze livestock. Pre-Harvest Interval (PHI): Not Applicable 			

8.15 Fruiting Vegetables

8.15.1 Preplant and Preemergence, Crop Group 8, except Tomato

Crops (Including all cultivars, varieties, and/or hybrids of these)			
Eggplant Groundcherry	Pepino Peppers	Tomatillo	
Target Weed	Rate pt/A	Application Timing	Use Directions
Refer to Section 7.0 .	1.3 – 2.7	Preplant/Preemergence Before, during, or after planting but prior to crop emergence.	Applications can be made as a banded or broadcast treatment. Apply by ground in a minimum of 10 gal/A or by air in 5 gal/A spray volume. Use the higher rate for heavier weed infestations. Seeding or transplanting should be done with a minimum amount of soil disturbance. Can be used in fallow bed/stale seedbed for weed control alone or in tank mix. See Section 4.4.4 for adjuvant recommendations.
Tank Mix Options:			
<ul style="list-style-type: none"> Gramoxone 3LB can be tank mixed with other herbicides labeled for use on Fruiting Vegetables seeded or transplanted, Crop Group 8 applied by the same methods and at the same timings. Refer to Section 4.4.2 for tank-mix precautions. 			
Resistance Management:			
<ul style="list-style-type: none"> Refer to Section 3.1. 			
Precaution:			

<ul style="list-style-type: none"> • Crop plants emerged at time of application will be killed.
USE RESTRICTIONS
<ol style="list-style-type: none"> 1. Refer to Section 6.1 for additional product use restrictions. 2. Maximum Single Application Rate: 2.7 pt/A 3. REI: 24 hours 4. Minimum Application Interval: 14 days 5. Maximum Annual Rate: 8.0 pt/A <ol style="list-style-type: none"> a. DO NOT exceed 3.0 lb ai/A/year of paraquat-containing products for preplant/preemergence uses. b. DO NOT exceed 4.5 lb ai/A/year of paraquat-containing products for all combined uses. 6. DO NOT make more than 3 applications per year. 7. DO NOT allow animals to graze in treated areas. 8. Pre-Harvest Interval (PHI): Harvest crop at normal maturity.

8.15.2 Post Directed Application

Crops (Including all cultivars, varieties, and/or hybrids of these)			
Eggplant		Peppers	
Target Weed	Rate pt/A	Application Timing	Use Directions
Refer to Section 7.0.	1.3	Postemergence (Directed Spray)	<p>Use for control or suppression of emerged weeds between rows after crop establishment.</p> <p>Apply as a ground directed spray in a minimum of 10 gal/A of spray volume.</p> <p>Apply when weeds are succulent and weed growth is less than 6". Use precision directed spray application equipment adjusted to prevent spray contact with crop plants.</p> <p>See Section 4.4.4 for adjuvant recommendations.</p>
Tank Mix Options:			
<ul style="list-style-type: none"> • Gramoxone 3LB can be tank mixed with other herbicides labeled for use on these crops applied by the same methods and at the same timings. Refer to Section 4.4.2 for tank-mix precautions. 			
Resistance Management:			
<ul style="list-style-type: none"> • Refer to Section 3.1. 			
Precaution:			
<ul style="list-style-type: none"> • To minimize drift, do not use nozzles or nozzle configurations which produce fine spray droplets (mist). • Do not allow spray to contact crop foliage or treat under conditions which will cause spray drift. 			
USE RESTRICTIONS			
<ol style="list-style-type: none"> 1. Refer to Section 6.1 for additional product use restrictions. 2. Maximum Single Application Rate: 1.3 pt/A 3. REI: 24 hours 4. Minimum Application Interval: 14 days 5. Maximum Annual Rate: 4.0 pt/A <ol style="list-style-type: none"> a. DO NOT exceed 1.5 lb ai/A/year of paraquat-containing products for postemergence uses. b. DO NOT exceed 4.5 lb ai/A/year of paraquat-containing products for all combined uses. 6. DO NOT make more than 3 applications per year. 7. DO NOT allow animals to graze in treated areas. 			

8. **Pre-Harvest Interval (PHI):** Harvest crop at normal maturity.

8.15.3 Okra

Crops (Including all cultivars, varieties, and/or hybrids of these)			
Okra			
Target Weed	Rate pt/A	Application Timing	Use Directions
Refer to Section 7.0	1.3 – 2.7	Preemergence	Apply by ground application in a minimum of 20 gal/A spray volume.
	1.3	Postemergence (Directed Spray)	Make the preemergence application as a broadcast spray and the postemergence application as a directed spray. Preemergence applications must be made before crop emergence. See Section 4.4.4 for adjuvant recommendations.
Tank Mix Options:			
<ul style="list-style-type: none"> Gramoxone 3LB can be tank mixed with other herbicides labeled for use on okra applied by the same methods at the same timings. Refer to Section 4.4.2 for tank-mix precautions. 			
Resistance Management:			
<ul style="list-style-type: none"> Refer to Section 3.1. 			
Precaution:			
<ul style="list-style-type: none"> Do not allow spray to contact okra plants. 			
USE RESTRICTIONS			
<ol style="list-style-type: none"> Refer to Section 6.1 for additional product use restrictions. Maximum Single Application Rate: preemergence 2.7 pt/A; postemergence 1.3 pt/A REI: 24 hours Minimum Application Interval: 14 days Maximum Annual Rate: 5.3 pt/A <ol style="list-style-type: none"> DO NOT exceed 2.0 lb ai/A/year of paraquat-containing products. DO NOT make more than 1 pre-emergence and/or 2 post-emergence applications per year. Pre-Harvest Interval (PHI): 21 days 			

8.15.4 Tomatoes

Crops (Including all cultivars, varieties, and/or hybrids of these)			
Tomatoes			
Target Weed	Rate pt/A	Application Timing	Use Directions

Refer to Section 7.0.	1.3 – 2.7	Preplant/Preemergence Before, during, or after planting but prior to crop emergence.	Applications can be made as a banded or broadcast treatment. Apply by ground in a minimum of 10 gal/A or by air in 5 gal/A spray volume. Use the higher rate for heavier weed infestations. Seeding or transplanting should be done with a minimum amount of soil disturbance. Can be used in fallow bed/stale seedbed for weed control alone or in tank mix. See Section 4.4.4 for adjuvant recommendations.
Volunteer barley	0.5 – 0.7	Preemergence	For use in California, Washington, Oregon, & Idaho ONLY for control of volunteer barley in preformed seedbeds. Apply as a broadcast ground application in a minimum of 10 gal/A or a minimum air application of 5 gal/A spray volume. See Section 4.4.4 for adjuvant recommendations.
	1.3	Postemergence (Directed Spray)	Use for control or suppression of emerged weeds between rows after crop establishment. Apply as a ground directed spray in a minimum of 10 gal/A of spray volume. Apply when weeds are succulent and weed growth is less than 6". Use precision directed spray application equipment adjusted to prevent spray contact with crop plants. See Section 4.4.4 for adjuvant recommendations.
	1.6 – 2.5	After Final Harvest	For use as a herbicide burndown/vine desiccant after tomato harvest. Thorough coverage of the tomato vines is required to ensure maximum burndown. Apply as a ground application in a minimum of 40 gal/A spray volume. <u>Removal of Sweet Potato Whitefly:</u> To facilitate removal of the sweet potato whitefly, burn tomato vines with propane

			burners as soon as possible after the vines have dried down sufficiently. See Section 4.4.4 for adjuvant recommendations.
Tank Mix Options			
<ul style="list-style-type: none"> Gramoxone 3LB can be tank mixed with other herbicides labeled for use on tomatoes applied by the same methods and at the same timings. Refer to Section 4.4.2 for tank-mix precautions. 			
Resistance Management:			
<ul style="list-style-type: none"> Refer to Section 3.1. 			
USE RESTRICTIONS			
<ol style="list-style-type: none"> Refer to Section 6.1 for additional product use restrictions. Maximum Single Application Rate: 2.7 pt/A REI: 24 hours Minimum Application Interval: 7 days Maximum Annual Rate: 8.0 pt/A/year DO NOT exceed 3.0 lb ai/A/year of paraquat-containing products for preplant/preemergence applications. <ol style="list-style-type: none"> DO NOT exceed 1.5 lb ai/A/year of paraquat-containing products for post directed applications. DO NOT exceed 1.875 lb ai/A/year of paraquat-containing products for post-harvest uses. DO NOT exceed 3.0 lb ai/A/year of paraquat-containing products for all combined uses DO NOT make more than 3 preemergence/preplant applications per year. DO NOT make more than 3 directed postemergence applications per year. DO NOT make more than 2 post-harvest vine desiccation applications per year. DO NOT allow animals to graze in treated areas. Pre-Harvest Interval (PHI): 30 days 			

8.16 Ginger

Crops (Including all cultivars, varieties, and/or hybrids of these)			
Ginger			
Target Weed	Rate pt/A	Application Timing	Use Directions
Refer to Section 7.0 .	1.3 – 2.7	Preplant/Preemergence Before, during, or after planting but prior to crop emergence Postemergence (Directed Spray)	Apply as a preemergence broadcast application or as a postemergence directed spray in a minimum of 20 gal/A of spray volume. See Section 4.4.4 for adjuvant recommendations.
Tank Mix Options:			
<ul style="list-style-type: none"> Gramoxone 3LB can be tank mixed with other herbicides labeled for use on ginger applied by the same methods and at the same timings. Refer to Section 4.4.2 for tank-mix precautions. 			
Resistance Management:			
<ul style="list-style-type: none"> Refer to Section 3.1. 			
Precaution:			
<ul style="list-style-type: none"> Do not allow spray to contact ginger plants. 			
USE RESTRICTIONS			

1. Refer to **Section 6.1** for additional product use restrictions.
2. **Maximum Single Application Rate:** 2.7 pt/A
3. **REI:** 24 hours
4. **Minimum Application Interval:** 30 days
5. **Maximum Annual Rate:** 16.0 pt/A
 - a. **DO NOT** exceed 6.0 lb ai/A/year of paraquat-containing products.
6. **DO NOT** allow spray to contact ginger plants.
7. **DO NOT** make more than 6 applications per year.
8. **Pre-Harvest Interval (PHI):**
 - a. immature ginger roots: 14 days
 - b. mature ginger roots: 75 days

8.17 Grapes

Crops (Including all cultivars, varieties, and/or hybrids of these)			
Grapes			
Target Weed	Rate pt/A	Application Timing	Use Directions
Refer to Section 7.0.	1.7 – 2.7	Postemergence (Directed Spray) Apply when sucker growth is no more than 8" long.	Apply as a postemergence directed spray in a minimum of 10 gal/A of spray volume. Use a shield or wrap plant when spraying around young trees or vines. When used for control of mature woody weeds, perennial weeds, late germinating weeds and green suckers, retreatment or spot treatment may be necessary. See Section 4.4.4 for adjuvant recommendations.
Tank Mix Options:			
<ul style="list-style-type: none"> Gramoxone 3LB can be tank mixed with other herbicides labeled for use on grapes applied by the same methods and at the same timings. Refer to Section 4.4.2 for tank-mix precautions. 			
Resistance Management:			
<ul style="list-style-type: none"> Refer to Section 3.1. 			
Precaution:			
<ul style="list-style-type: none"> Avoid contact with desirable foliage. 			
USE RESTRICTIONS			
<ol style="list-style-type: none"> Refer to Section 6.1 for additional product use restrictions. Maximum Single Application Rate: 2.7 pt/A REI: 24 hours Minimum Application Interval: 7 days Maximum Annual Rate: 13.3 pt/A <ol style="list-style-type: none"> DO NOT exceed 5.0 lb ai/A/year of paraquat-containing products. DO NOT apply more than 5 applications a year. DO NOT allow spray to contact green stems (except suckers), fruit or foliage. DO NOT graze treated areas. DO NOT feed cover crops grown in treated areas to livestock. Pre-Harvest Interval (PHI): Harvest at normal crop maturity. 			

8.18 Grasses Grown for Seed

Crops (Including all cultivars, varieties, and/or hybrids of these)			
Grasses, seed			
Target Weed	Rate pt/A	Application Timing	Use Directions
Refer to Section 7.0.	1.3 – 2.7	Preplant/Preemergence	Use Gramoxone 3LB for burndown after seedbed preparation. Prepare the seedbeds and allow weeds to germinate.

		<p>Before, during, or after planting but prior to crop emergence</p> <p>Repeat applications may be made prior to grass emergence.</p>	<p>Apply by ground application in a minimum of 10 gal/A spray volume when weeds are at the 3-5 leaf state.</p> <p>See Section 4.4.4 for adjuvant recommendations.</p>
<p>Tank Mix Options:</p> <ul style="list-style-type: none"> Gramoxone 3LB can be tank mixed with other herbicides labeled for use on grasses grown for seed applied by the same methods and at the same timings. Refer to Section 4.4.2 for tank-mix precautions. 			
<p>Resistance Management:</p> <ul style="list-style-type: none"> Refer to Section 3.1. 			
<p>USE RESTRICTIONS</p>			
<ol style="list-style-type: none"> Refer to Section 6.1 for additional product use restrictions. Maximum Single Application Rate: 2.7 pt/A REI: 24 hours Minimum Application Interval: 14 days Maximum Annual Rate: 5.4 pt/A <ol style="list-style-type: none"> DO NOT exceed 2.0 lb ai/A/year of paraquat-containing products. DO NOT apply more than 3 applications a year. DO NOT graze treated areas or use the seed or straw from treated areas for animal feed or bedding. Pre-Harvest Interval (PHI): Not Applicable 			

8.19 Hops

Crops (Including all cultivars, varieties, and/or hybrids of these)			
Hops			
Target Weed	Rate pt/A	Application Timing	Use Directions
Refer to Section 7.0.	1.3	Postemergence (Directed Spray) and/or Suckering and Stripping	<p>For use in Idaho, Oregon, & Washington only</p> <p>Apply as a directed spray and/or as a suckering and stripping agent with a minimum ground application of 10 gal/A spray volume.</p> <p>Retreatment or spot treatment may be necessary.</p> <p>For suckering and stripping, spray only the basal 2 ft of the vines</p> <p>Chemical Pruning: To burn back existing vines and obtain even emergence of subsequent vines, spray when vines are less than 3 ft tall.</p> <p>See Section 4.4.4 for adjuvant recommendations.</p>
<p>Tank Mix Options:</p> <ul style="list-style-type: none"> Gramoxone 3LB can be tank mixed with other herbicides labeled for use on hops applied by the same methods and at the same timings. Refer to Section 4.4.2 for tank-mix precautions. 			
<p>Resistance Management:</p> <ul style="list-style-type: none"> Refer to Section 3.1. 			
<p>Precautions:</p> <ul style="list-style-type: none"> Application to hop vines less than 6 ft tall may cause unacceptable injury. Avoid allowing spray to contact green stems, foliage, flowers, or cones as injury may result. Experience with varieties other than Cascade, Yakima Cluster, and Bullion is limited. If using Gramoxone 3LB on other varieties than these, test the use pattern on a small number of vines of each variety to determine sensitivity to injury. Do not use on unlisted varieties if unacceptable crop injury occurs. 			
USE RESTRICTIONS			
<ol style="list-style-type: none"> Refer to Section 6.1 for additional product use restrictions. Maximum Single Application Rate: 1.3 pt/A REI: 24 hours Minimum Application Interval: 7 days Maximum Annual Rate: 4.0 pt/A <ol style="list-style-type: none"> DO NOT exceed 1.5 lb ai/A/year of paraquat-containing products. DO NOT apply more than 3 applications per year. DO NOT allow animals to graze in treated hopyards. Hop vine refuse and silage may be fed to livestock. Pre-Harvest Interval (PHI): 14 days 			

8.20 Leafy Vegetables, Brassica (Cole)

8.20.1 Seeded or Transplanted

Crops (Including all cultivars, varieties, and/or hybrids of these)			
Broccoli		Cavalo Broccolo	
Cabbage		Chinese Cabbage	
Cauliflower		Collards	
Target Weed	Rate pt/A	Application Timing	Use Directions
Refer to Section 7.0.	1.3 – 2.7	Preplant/Preemergence Before, during, or after planting but prior to crop emergence.	Applications can be made as a banded or broadcast treatment. Apply by ground in a minimum of 10 gal/A or by air in 5 gal/A spray volume. Use the higher rate for heavier weed infestations. Seeding or transplanting should be done with a minimum amount of soil disturbance. Can be used in fallow bed/stale seedbed for weed control alone or in tank mix. See Section 4.4.4 for adjuvant recommendations.
Tank Mix Options:			
<ul style="list-style-type: none"> Gramoxone 3LB can be tank mixed with other herbicides labeled for use on seeded or transplanted leafy vegetables applied by the same methods and at the same timings. Refer to Section 4.4.2 for tank-mix precautions. 			
Resistance Management:			
<ul style="list-style-type: none"> Refer to Section 3.1. 			
USE RESTRICTIONS			
<ol style="list-style-type: none"> Refer to Section 6.1 for additional product use restrictions. Maximum Single Application Rate: 2.7 pt/A REI: 24 hours Minimum Application Interval: 7 days Maximum Annual Rate: 8.0 pt/A <ol style="list-style-type: none"> DO NOT exceed 3.0 lb ai/A/year of paraquat-containing products. DO NOT make more than 3 applications per year. Pre-Harvest Interval (PHI): Harvest at normal crop maturity. 			

8.20.2 Tyfon

Crops (Including all cultivars, varieties, and/or hybrids of these)			
Tyfon			
Target Weed	Rate pt/A	Application Timing	Use Directions

Refer to Section 7.0.	1.7 – 2.7	Preplant/Preemergence	<p>For use in New Hampshire Only</p> <p>Apply a ground application in a minimum of 10 gal/A spray volume.</p> <p>Seeding should be done with a minimum of soil disturbance.</p> <p>See Section 4.4.4 for adjuvant recommendations.</p>
<p>Tank Mix Options:</p> <ul style="list-style-type: none"> Gramoxone 3LB can be tank mixed with other herbicides labeled for use on tyfon applied by the same methods and at the same timings. Refer to Section 4.4.2 for tank-mix precautions. 			
<p>Resistance Management:</p> <ul style="list-style-type: none"> Refer to Section 3.1. 			
<p>Precautions:</p> <ul style="list-style-type: none"> Weeds and grasses emerging after treatment will not be controlled. Crop plants emerged at time of application will be injured. 			
USE RESTRICTIONS			
<ol style="list-style-type: none"> Refer to Section 6.1 for additional product use restrictions. Maximum Single Application Rate: 2.7 pt/A REI: 24 hours Minimum Application Interval: 7 days Maximum Annual Rate: 8.0 pt/A <ol style="list-style-type: none"> DO NOT exceed 3.0 lb ai/A/year of paraquat-containing products. DO NOT make more than 3 applications per year. Pre-Harvest Interval (PHI): Harvest crop at normal maturity. 			

8.21 Leafy Vegetables, Except Brassica Vegetables

8.21.1 Seeded or Transplanted

Crops (Including all cultivars, varieties, and/or hybrids of these)			
Endive (escarole)		Lettuce	
Target Weed	Rate pt/A	Application Timing	Use Directions
Refer to Section 7.0.	1.3 – 2.7	<p>Preplant/Preemergence</p> <p>Before, during, or after planting but prior to crop emergence.</p>	<p>Applications can be made as a banded or broadcast treatment.</p> <p>Apply by ground in a minimum of 10 gal/A or by air in 5 gal/A spray volume.</p> <p>Use the higher rate for heavier weed infestations.</p> <p>Seeding or transplanting should be done with a minimum amount of soil disturbance.</p> <p>Can be used in fallow bed/stale seedbed for weed control alone or in tank mix.</p> <p>See Section 4.4.4 for adjuvant recommendations.</p>

Volunteer barley in lettuce	0.5 – 0.7	Preemergence	<p>For use in California, Washington, Oregon, & Idaho ONLY for control of volunteer barley in preformed seedbeds.</p> <p>Apply as a ground application in a minimum of 10 gal/A or a minimum air application of 5 gal/A spray volume.</p> <p>See Section 4.4.4 for adjuvant recommendations.</p>
<p>Tank Mix Options:</p> <ul style="list-style-type: none"> Gramoxone 3LB can be tank mixed with other herbicides labeled for use on endive and lettuce applied by the same methods and at the same timings. Refer to Section 4.4.2 for tank-mix precautions. 			
<p>Resistance Management:</p> <ul style="list-style-type: none"> Refer to Section 3.1. 			
USE RESTRICTIONS			
<ol style="list-style-type: none"> Refer to Section 6.1 for additional product use restrictions. Maximum Single Application Rate: 2.7 pt/A REI: 24 hours Minimum Application Interval: 7 days Maximum Annual Rate: 8.0 pt/A <ol style="list-style-type: none"> DO NOT exceed 3.0 lb ai/A/year of paraquat-containing products for preemergence uses. DO NOT exceed 3.0 lb ai/A/year of paraquat-containing products for all combined uses. DO NOT make more than 3 applications per year on lettuce and endive. DO NOT make more than 2 applications per year on volunteer barley in lettuce. Pre-Harvest Interval (PHI): Harvest crop at normal maturity. 			

8.21.2 Rhubarb, Dormant Season Application

Crops (Including all cultivars, varieties, and/or hybrids of these)			
Rhubarb			
Target Weed	Rate pt/A	Application Timing	Use Directions
Refer to Section 7.0.	1.7 – 2.7	During dormant season before buds in crown begin to grow	Apply by ground application in a minimum of 10 gal/A of spray volume. See Section 4.4.4 for adjuvant recommendations.
Tank Mix Options:			
<ul style="list-style-type: none"> Gramoxone 3LB can be tank mixed with other herbicides labeled for use on rhubarb applied by the same methods and at the same timings. Refer to Section 4.4.2 for tank-mix precautions. 			
Resistance Management:			
<ul style="list-style-type: none"> Refer to Section 3.1. 			
USE RESTRICTIONS			
<ol style="list-style-type: none"> Refer to Section 6.1 for additional product use restrictions. Maximum Single Application Rate: 2.7 pt/A REI: 12 hours Minimum Application Interval: 7 days Maximum Annual Rate: 5.4 pt/A <ol style="list-style-type: none"> DO NOT exceed 2.0 lb ai/A/year of paraquat-containing products. DO NOT make more than 2 application per year. Pre-Harvest Interval (PHI): Harvest crop at normal maturity. 			

8.22 Legume Vegetables (Succulent or Dried)

8.22.1 Beans and Peas (Succulent)

Crops (Including all cultivars, varieties, and/or hybrids of these)			
Beans, lima		Beans, snap	Peas
Target Weed	Rate pt/A	Application Timing	Use Directions
Refer to Section 7.0.	1.3 – 2.7	Preplant/Preemergence Before, during, or after planting but prior to crop emergence.	Applications can be made as a banded or broadcast treatment. Apply by ground in 10 gal/A or by air in 5 gal/A spray volume. Use the higher rate for heavier weed infestations. Seeding or transplanting should be done with a minimum amount of soil disturbance. Can be used in fallow bed/stale seedbed for weed control alone or tank mixed.

			See Section 4.4.4 for adjuvant recommendations.
Tank Mix Options:			
<ul style="list-style-type: none"> Gramoxone 3LB can be tank mixed with other herbicides labeled for use on beans and peas applied by the same methods and at the same timings. Refer to Section 4.4.2 for tank-mix precautions. 			
Resistance Management:			
<ul style="list-style-type: none"> Refer to Section 3.1. 			
USE RESTRICTIONS			
<ol style="list-style-type: none"> Refer to Section 6.1 for additional product use restrictions. Maximum Single Application Rate: 2.7 pt/A REI: 24 hours Minimum Application Interval: 7 days Maximum Annual Rate: 8.0 pt/A <ol style="list-style-type: none"> DO NOT exceed 3.0 lb ai/A/year of paraquat-containing products. DO NOT make more than 3 applications per year. Pre-Harvest Interval (PHI): Harvest crop at normal harvest maturity. 			

8.22.2 Dry Bean and Pea (except Guar Bean and Soybean)

Crops (Including all cultivars, varieties, and/or hybrids of these)			
Bean (<i>Lupinus</i> spp.) Grain Lupin Sweet Lupin White Lupin White Sweet Lupin		Broad bean Catjang Chickpea (Garbanzo bean) Cowpea Crowder pea Lablab bean	
Bean (<i>Phaseolus</i> spp.) Field bean Kidney bean Lima bean Navy bean Pinto bean Tepary bean Wax bean		Lentil Moth bean Mung bean Rice bean Southern pea Urd bean	
Bean (<i>Vigna</i> spp.) Adzuki bean Asparagus bean Blackeyed pea		Black bean Pea (<i>Pisum</i> spp.) Field pea	
Target Weed	Rate pt/A	Application Timing	Use Directions
Refer to Section 7.0.	0.8 – 1.3	Harvest Aid Apply when the crop is mature	<p>Use as a harvest aid when the crop is mature and at least 80% of the pods are yellowing and mostly ripe with no more than 40% (bush type peas or beans) or 30% (vine type peas or beans) of the leaves still green in color.</p> <p>For vining type beans or bush type with lush growth, use a single application of the higher rate. May also be applied as a split application. The split application may improve vine coverage.</p> <p>Apply as a ground application in a minimum total volume of 20 gal/A or by air in a minimum of 5 gal/A (minimum of 7 gal/A for lentils).</p> <p>Add spreader (nonionic) at 1 qt/100 gal of spray mix.</p> <p>See Section 4.4.4 for adjuvant recommendations.</p>
Tank Mix Options: <ul style="list-style-type: none"> Gramoxone 3LB can be tank mixed with other herbicides labeled for use on legume vegetables applied by the same methods and at the same timings. Refer to Section 4.4.2 tank-mix precautions. 			
Resistance Management: <ul style="list-style-type: none"> Refer to Section 3.1. 			
Precaution: <ul style="list-style-type: none"> AVOID application when weather conditions favor spray drift. A drift control agent may be included to reduce spray drift. 			

USE RESTRICTIONS

1. Refer to **Section 6.1** for additional product use restrictions.
2. **Maximum Single Application Rate:** 1.3 pt/A
3. **REI:** 24 hours
4. **Minimum Application Interval:** 7 days
5. **Maximum Annual Rate:** 1.3 pt/A harvest aid
 - a. **DO NOT** exceed 0.5 lb ai/A/year of paraquat-containing products for harvest aid uses.
6. **DO NOT** make more than 3 preplant/preemergence applications per year.
7. **DO NOT** make more than 2 harvest aid applications per year.
8. **NOT REGISTERED FOR USE ON DRY BEANS, DRY PEAS, OR LENTILS IN CALIFORNIA.**
9. **DO NOT** graze or harvest treated foliage for animal feed following harvest aid application
10. **Pre-Harvest Interval (PHI):**
 - a. **Preplant/preemergence use:** harvest crop at normal harvest maturity
 - b. **Harvest aid use:** 7 days (seed only)

8.22.3 Pigeon Peas, Puerto Rico Only

Crops (Including all cultivars, varieties, and/or hybrids of these)			
Pigeon Peas			
Target Weed	Rate pt/A	Application Timing	Use Directions
Refer to Section 7.0	1.3	Postemergence (Directed Spray)	For use in Puerto Rico Only . Apply as a postemergence directed spray with a minimum ground application of 10 gal/A spray volume. See Section 4.4.4 for adjuvant recommendations.
Tank Mix Options:			
<ul style="list-style-type: none"> Gramoxone 3LB can be tank mixed with other herbicides labeled for use on pigeon peas applied by the same methods and at the same timings. Refer to Section 4.4.2 for tank-mix precautions. 			
Resistance Management:			
<ul style="list-style-type: none"> Refer to Section 3.1. 			
Precautions:			
<ul style="list-style-type: none"> Avoid contact with pigeon pea foliage. 			
USE RESTRICTIONS			
<ol style="list-style-type: none"> Refer to Section 6.1 for additional product use restrictions. Maximum Single Application Rate: 1.3 pt/A REI: 24 hours Minimum Application Interval: Not Applicable Maximum Annual Rate: 1.3 pt/A <ol style="list-style-type: none"> DO NOT exceed 0.5 lb ai/A/year of paraquat-containing products. DO NOT make more than 1 application per year. DO NOT graze treated areas or feed treated forage to livestock. Cannery waste can be fed to livestock. Pre-Harvest Interval (PHI): 60 days 			

8.22.4 Guar, Harvest Aid

Crops (Including all cultivars, varieties, and/or hybrids of these)			
Guar			
Target Weed	Rate pt/A	Application Timing	Use Directions
Refer to Section 7.0 .	1.3	When pods are fully mature	Apply as a preharvest desiccation by ground application in a minimum of 10 gal/A spray volume. Do not apply until the pods are fully mature. See Section 4.4.4 for adjuvant recommendations.
Tank Mix Options:			
<ul style="list-style-type: none"> Gramoxone 3LB can be tank mixed with other herbicides labeled for use on guar applied by the same methods and at the same timings. Refer to Section 4.4.2 for tank-mix precautions. 			

Resistance Management:
<ul style="list-style-type: none"> Refer to Section 3.1.
USE RESTRICTIONS
<ol style="list-style-type: none"> Refer to Section 6.1 for additional product use restrictions. Maximum Single Application Rate: 1.3 pt/A REI: 24 hours Minimum Application Interval: 7 days Maximum Annual Rate: 4.0 pt/A <ol style="list-style-type: none"> DO NOT exceed 1.5 lb ai/A/year of paraquat-containing products. DO NOT make more than 3 applications per year. DO NOT graze treated areas or use the treated forage for animal feed. Pre-Harvest Interval (PHI): 4 days

8.23 Mint, Dormant Season Application

Crops (Including all cultivars, varieties, and/or hybrids of these)			
Peppermint		Spearmint	
Target Weed	Rate pt/A	Application Timing	Use Directions
Suppression of Weeds such as: Bluegrass Chickweed Downy Brome Groundsel Italian Ryegrass Prickly Lettuce	1.3 – 2.0	When crop is dormant before spring growth begins and when weeds are less than 6" tall.	Apply during the dormant season with a minimum ground application of 10 gal/A or a minimum air application of 5 gal/A spray volume. See Section 4.4.4 for adjuvant recommendations.
Tank-Mix Options:			
<ul style="list-style-type: none"> Gramoxone 3LB can be tank mixed with other herbicides labeled for use on mint applied by the same methods and the same timings. Refer to Section 4.4.2 for tank-mix precautions. 			
Resistance Management:			
<ul style="list-style-type: none"> Refer to Section 3.1. 			
USE RESTRICTIONS			
<ol style="list-style-type: none"> Refer to Section 6.1 for additional product use restrictions. Maximum Single Application Rate: 2.0 pt/A REI: 12 hours Minimum Application Interval: 7 days Maximum Annual Rate: 2.0 pt/A <ol style="list-style-type: none"> DO NOT exceed 0.75 lb ai/A/year of paraquat-containing products. DO NOT make more than 2 applications per year. Pre-Harvest Interval (PHI): Harvest crop at normal maturity. 			

8.24 Nongrass Animal Feed (Forage, Feed, Straw, Hay), Crop Group 18, except Alfalfa and Kudzu

Crops (Including all cultivars, varieties, and/or hybrids of these)			
Bean, velvet Clover Lespedeza Lupine Sainfoin		Trefoil Vetch Vetch, crown Vetch, milk	
Target Weed	Rate pt/A	Application Timing	Use Directions
Control of winter and summer annual weeds. Suppression of perennial weeds.	<p><u>Established Plantings: Region A</u> 1.3 - 2.0</p> <p><u>Established Plantings: Region B</u> 0.7 – 1.3</p> <p><u>Newly Established Stands: Region A</u> 0.7 – 1.3</p> <p><u>Newly Established Stands: Region B</u> 0.5 – 0.8</p>	After the last fall cutting and before the first spring cutting.	<p>For desiccation of weeds on established plantings in Regions A and B, and on newly established stands less than 1 year old in Regions A and B.</p> <p>Refer to the geographical restrictions map in Section 8.1.6.</p> <p>Apply as a broadcast application by ground in a minimum of 10 gal/A or by air in a minimum of 5 gal/A spray volume.</p> <p>See Section 4.4.4 for adjuvant recommendations.</p> <p>California Only:</p> <p>Use high rate for control of ryegrass, shepherd's-purse, sowthistle, or groundsel is present.</p>
<p>Tank Mix Options:</p> <ul style="list-style-type: none"> Gramoxone 3LB can be tank mixed with other herbicides labeled for use on Nongrass Animal Feed (Forage, Feed, Straw, Hay), Crop Group 18, except Alfalfa and Kudzu applied by the same methods and at the same timings. Refer to Section 4.4.2 for tank-mix precautions. 			
<p>Resistance Management:</p> <ul style="list-style-type: none"> Refer to Section 3.1. 			
<p>Precautions:</p> <ul style="list-style-type: none"> Applications to clover or other legumes that are not dormant, or have broken dormancy, may result in stand and/or yield reductions. Replanting may be necessary. Green foliage present at the time of application will be damaged and plants may be temporarily stunted. 			
USE RESTRICTIONS			
<ol style="list-style-type: none"> Refer to Section 6.1 for additional product use restrictions. Maximum Single Application Rate: 2.0 pt/A REI: 24 hours Minimum Application Interval: Not Applicable Maximum Annual Rate: 2.0 pt/A <ol style="list-style-type: none"> DO NOT exceed 0.75 lb ai/A/year of paraquat-containing products. DO NOT make more than 1 application per year. DO NOT apply if regrowth after grazing or cutting is more than 2". Pre-Harvest Interval (PHI): 60 days 			

8.25 Onion and Garlic

8.25.1 Onion, Dry Bulb

Crops (Including all cultivars, varieties, and/or hybrids of these)			
Onion, dry bulb			
Target Weed	Rate pt/A	Application Timing	Use Directions
Refer to Section 7.0	1.3 – 2.7	Preemergence	Apply by ground application in a minimum of 20 gal/A spray volume. Make the preemergence application as a broadcast spray and the postemergence application as a directed spray.
	1.3	Postemergence (Directed Spray)	Use the higher rate for heavy weed infestations or wild oat control. For preemergence treatment, allow maximum weed emergence prior to treatment but apply before crop emergence. See Section 4.4.4 for adjuvant recommendations.
Tank Mix Options:			
<ul style="list-style-type: none"> Gramoxone 3LB can be tank mixed with other herbicides for use on dry bulb onions applied by the same methods and at the same timings. Refer to Section 4.4.2 for tank-mix precautions. 			
Resistance Management:			
<ul style="list-style-type: none"> Refer to Section 3.1. 			
USE RESTRICTIONS			
<ol style="list-style-type: none"> Refer to Section 6.1 for additional product use restrictions. Maximum Single Application Rate: 2.7 pt/A REI: 24 hours Minimum Application Interval: 7 days Maximum Annual Rate: 4.0 pt/A <ol style="list-style-type: none"> DO NOT exceed 1.5 lb ai/A/year of paraquat-containing products for all combined uses. Only 1 preemergence and 1 postemergence application can be made per year. Pre-Harvest Interval (PHI): 60 days 			

8.25.2 Onion (Seeded) and Garlic

Crops (Including all cultivars, varieties, and/or hybrids of these)			
Onions (seeded)		Garlic	
Target Weed	Rate pt/A	Application Timing	Use Directions
Refer to Section 7.0	1.7 – 2.7	Preplant/Preemergence	<p>Apply preplant or preemergence by ground application in a minimum of 10 gal/A spray volume.</p> <p>Use the higher rate for heavy weed infestations or wild oat control.</p> <p>Allow maximum weed and grass emergence prior to treatment but apply prior to crop emergence.</p> <p>See Section 4.4.4 for adjuvant recommendations.</p>
Tank Mix Options: <ul style="list-style-type: none"> Gramoxone 3LB can be tank mixed with other herbicides labeled for use on seeded onion and garlic applied by the same methods and at the same timings. Refer to Section 4.4.2 for tank-mix precautions. 			
Resistance Management: <ul style="list-style-type: none"> Refer to Section 3.1. 			
USE RESTRICTIONS			
<ol style="list-style-type: none"> Refer to Section 6.1 for additional product use restrictions. Maximum Single Application Rate: 2.7 pt/A REI: 24 hours Minimum Application Interval: Not Applicable Maximum Annual Rate: 2.7 pt/A <ol style="list-style-type: none"> DO NOT exceed 1.0 lb ai/A/year of paraquat-containing products for preplant/preemergence uses. DO NOT exceed 1.5 lb ai/A/year of paraquat-containing products for all combined onion uses. DO NOT exceed 1.0 lb ai/A/year of paraquat-containing products for all combined garlic uses. DO NOT make more than 1 application per year. Pre-Harvest Interval (PHI): <ol style="list-style-type: none"> 60 days California Only: 200 days 			

8.26 Oilseed Crops

8.26.1 Safflower

Crops (Including all cultivars, varieties, and/or hybrids of these)			
Safflower			
Target Weed	Rate pt/A	Application Timing	Use Directions
Refer to Section 7.0	1.7 – 2.7	Preplant/Preemergence	<p>Apply as a preplant or preemergence broadcast or banded over row application. Make the application before, during, or after planting but before crop emergence.</p>

			Apply by ground in a minimum of 10 gal/A or by air in 5 gal/A of spray volume See Section 4.4.4 for adjuvant recommendations.
Volunteer Barley	0.7	Preplant	For use in California Only in preformed seedbeds for control of volunteer barley. Apply as a preplant broadcast application by ground in a minimum of 10 gal/A or by air in 5 gal/A of spray volume. See Section 4.4.4 for adjuvant recommendations.
Tank Mix Options:			
<ul style="list-style-type: none"> Gramoxone 3LB can be tank mixed with other herbicides labeled for use on safflower applied by the same methods and at the same timings. Refer to Section 4.4.2 for tank-mix precautions. 			
Resistance Management:			
<ul style="list-style-type: none"> Refer to Section 3.1. 			
USE RESTRICTIONS			
<ol style="list-style-type: none"> Refer to Section 6.1 for additional product use restrictions. Maximum Single Application Rate: 2.7 pt/A REI: 24 hours Minimum Application Interval: 7 days Maximum Annual Rate: 8.0 pt/A <ol style="list-style-type: none"> DO NOT exceed 3.0 lb ai/A/year of paraquat-containing products. DO NOT make more than 3 applications per year. Pre-Harvest Interval (PHI): Harvest crop at normal maturity. 			

8.26.2 Sunflower

Crops (Including all cultivars, varieties, and/or hybrids of these)			
Sunflower			
Target Weed	Rate pt/A	Application Timing	Use Directions
Refer to Section 7.0 .	1.7 – 2.7	Preplant/Preemergence	Apply as a preplant or preemergence broadcast or banded over row application. Make the application before, during, or after planting but before crop emergence. Apply in a minimum of 10 gal/A spray volume by ground or 5 gal/A by air. See Section 4.4.4 for adjuvant recommendations.
	0.8 – 1.3	Preharvest Desiccation	Apply as a preharvest broadcast application when sunflower seeds reach physiological maturity (when seed moisture is 35% or lower). For many varieties, this corresponds to

			<p>the time when the back of the heads are yellow and the bracts are turning brown.</p> <p>Use the higher rate when crop stands or weed infestations are heavy.</p> <p>Apply in a minimum of 10 gal/A spray volume by ground or 5 gal/A by air.</p> <p>See Section 4.4.4 for adjuvant recommendations.</p>
Tank Mix Options:			
<ul style="list-style-type: none"> Gramoxone 3LB can be tank mixed with other herbicides labeled for use on sunflowers applied by the same methods and at the same timings. Refer to Section 4.4.2 for tank-mix precautions. 			
Resistance Management:			
<ul style="list-style-type: none"> Refer to Section 3.1. 			
USE RESTRICTIONS			
<ol style="list-style-type: none"> Refer to Section 6.1 for additional product use restrictions. Maximum Single Application Rate: preplant/preemergence: 2.7 pt/A; preharvest desiccation: 1.3 pt/A REI: 24 hours Minimum Application Interval: 7 days Maximum Annual Rate: preplant/preemergence: 8.0 pt/A; desiccation 2.7 pt/A <ol style="list-style-type: none"> DO NOT exceed 3.0 lb ai/A/year of preemergence paraquat-containing products. DO NOT exceed 1.0 lb ai/A/year of preharvest desiccation paraquat-containing products. DO NOT make more than 3 applications per year as a preplant or preemergence treatment. DO NOT make more than 2 applications per year as a preharvest desiccation treatment. DO NOT graze treated areas or feed treated forage to livestock after a preharvest desiccation application. Pre-Harvest Interval (PHI): 7 days preharvest desiccation 			

8.27 Pasture and Conservation Lands

8.27.1 Conservation Reserve, Federal Set-Aside, Conservation Compliance Programs

Crops (Including all cultivars, varieties, and/or hybrids of these)			
Land removed from Agricultural production as part of the Conservation Reserve Program			
Target Weed	Rate pt/A	Application Timing	Use Directions
Refer to Section 7.0	1.7 – 2.7	Apply to actively growing weeds before they exceed 6" in height.	<p>For use in compliance with the Federal Conservation Reserve Program or Federal set-aside programs.</p> <p>Apply as a broadcast application by ground in a minimum of 10 gal/A spray volume or by air in a minimum of 5 gal/A spray volume.</p> <p>For improved emerged weed control or extended weed control, Gramoxone 3LB</p>

			<p>may be tank mixed with other herbicides registered for this use.</p> <p>When used for control of mature woody weeds, perennial weeds, late germinating weeds, late germinating weeds and green suckers, retreatment or spot treatment may be necessary.</p> <p>See Section 4.4.4 for adjuvant recommendations.</p>
<p>Tank Mix Options:</p> <ul style="list-style-type: none"> Gramoxone 3LB can be tank mixed with other herbicides labeled for use on land removed from agricultural production as part of the Conservation Reserve Program applied by the same methods and at the same timings. Refer to Section 4.4.2 for tank-mix precautions. 			
<p>Resistance Management:</p> <ul style="list-style-type: none"> Refer to Section 3.1. 			
USE RESTRICTIONS			
<ol style="list-style-type: none"> Refer to Section 6.1 for additional product use restrictions. Maximum Single Application Rate: 2.7 pt/A REI: 24 hours Minimum Application Interval: 7 days Maximum Annual Rate: 5.3 pt/A <ol style="list-style-type: none"> DO NOT exceed 2.0 lb ai/A/year of paraquat-containing products. DO NOT make more than 3 applications per year. DO NOT graze treated areas or feed treated cover crops to livestock. Pre-Harvest Interval (PHI): Not Applicable 			

8.27.2 Pasture Reseeding

Crops (Including all cultivars, varieties, and/or hybrids of these)			
Pasture Land targeted for planting grasses or forage legumes			
Target Weed	Rate pt/A	Application Timing	Use Directions
<p>Refer to Section 7.0</p> <p>Use for suppression of existing sod and undesirable emerged broadleaf weeds and grasses prior to or at time of planting grasses or forage legumes.</p>	0.7 – 1.3	Apply in October through December	<p>West of Cascade and Sierra Nevada Mountains</p> <p>Apply after first fall rains and after weeds have emerged and sod has started new growth.</p> <p>Apply as a broadcast application by ground in a minimum of 10 gal/A spray volume or by air in a minimum of 5 gal/A spray volume.</p> <p>For best seeding results, apply on moderately to heavily grazed areas.</p> <p>Do not use in areas with heavy sod and weed growth.</p>

		<p>When used for control of mature woody weeds, perennial weeds, late germinating weeds, late germinating weeds and green suckers, retreatment or spot treatment may be necessary.</p> <p>See Section 4.4.4 for adjuvant recommendations.</p>
	Apply prior to, or at time of seeding	<p>East of Rocky Mountains</p> <p>Apply prior to or at time of seeding grasses or forage legumes in a minimum of 10 gal/A spray volume as a ground application or 5 gal/A spray volume by air.</p> <p>Apply only to grazed or mowed pastures not more than 3" in height at time of treatment.</p> <p>Use the 1.3 pt rate on vigorous or coarse sod species such as brome grass.</p> <p>When used for control of mature woody weeds, perennial weeds, late germinating weeds, late germinating weeds and green suckers, retreatment or spot treatment may be necessary.</p> <p>See Section 4.4.4 for adjuvant recommendations.</p>
	Apply in late summer or early fall	<p>Bermudagrass or Bahiagrass Sods</p> <p>Apply to sod not exceeding 3 inches in height.</p> <p>Apply in a minimum of 10 gal/A spray volume as a ground application or 5 gal/A spray volume by air.</p> <p>For control of emerged Little Barley, apply in February or March before the midboot stage of Little Barley.</p> <p>When used for control of mature woody weeds, perennial weeds, late germinating weeds, late germinating weeds and green suckers, retreatment or spot treatment may be necessary.</p> <p>See Section 4.4.4 for adjuvant recommendations.</p>
	Apply when bermudagrass is dormant.	<p>Bermudagrass and Coastal Bermudagrass Pastures</p>

			<p>Apply in a minimum of 10 gal/A spray volume as a ground application or 5 gal/A spray volume by air.</p> <p>For control of little barley, apply in February or March before the midboot stage of Little Barley.</p> <p>When used for control of mature woody weeds, perennial weeds, late germinating weeds, late germinating weeds and green suckers, retreatment or spot treatment may be necessary.</p> <p>See Section 4.4.4 for adjuvant recommendations.</p>
<p>Tank Mix Options:</p> <ul style="list-style-type: none"> Gramoxone 3LB can be tank mixed with other herbicides labeled for use on pasture land targeted for planting grasses or forage legumes applied by the same methods and at the same timings. Refer to Section 4.4.2 for tank-mix precautions. 			
<p>Resistance Management:</p> <ul style="list-style-type: none"> Refer to Section 3.1. 			
USE RESTRICTIONS			
<ol style="list-style-type: none"> Refer to Section 6.1 for additional product use restrictions. Maximum Single Application Rate: 1.3 pt/A REI: 24 hours Minimum Application Interval: 7 days Maximum Annual Rate: 4.0 pt/A <ol style="list-style-type: none"> DO NOT exceed 1.5 lb ai/A/year of paraquat-containing products. DO NOT make more than 3 applications per year. DO NOT mow Bermudagrass for hay until 40 days after treatment. DO NOT graze or cut for forage or hay until regrowth is sufficient, but no sooner than 40 days after treatment. Pre-Harvest Interval (PHI): 40 days 			

8.27.3 Control of Endophyte-Fungus in Forage Legume/Grass Pastures

Crops (Including all cultivars, varieties, and/or hybrids of these)			
Pasture Grass and Forage Legume/Grass Mixture			
Target Weed	Rate pt/A	Application Timing	Use Directions
Refer to Section 7.0	0.7 – 1.3	<p>Apply when fescue is actively growing and no more than 4" high.</p> <p>10-21 days application interval</p>	<p>Apply as a broadcast application in 10 gal/A spray volume by ground application.</p> <p>Use a split application if necessary.</p> <p>For spring plantings, the initial application of 0.7 – 1.3 pt/A may be made the previous fall.</p> <p>When used for control of mature woody weeds, perennial weeds, late germinating weeds, late germinating weeds and green</p>

			<p>suckers, retreatment or spot treatment may be necessary.</p> <p>See Section 4.4.4 for adjuvant recommendations.</p>
<p>Tank Mix Options:</p> <ul style="list-style-type: none"> Gramoxone 3LB can be tank mixed with other herbicides labeled for use on pasture grass and forage legume/grass mixture applied by the same methods and at the same timings. Refer to Section 4.4.2 for tank-mix precautions. 			
<p>Resistance Management:</p> <ul style="list-style-type: none"> Refer to Section 3.1. 			
<p>Precaution:</p> <ul style="list-style-type: none"> To reduce the infestation of endophyte-infested grass, do not allow fescue to go to seed starting with the preceding year's crop. 			
<p>USE RESTRICTIONS</p>			
<ol style="list-style-type: none"> Refer to Section 6.1 for additional product use restrictions. Maximum Single Application Rate: 1.3 pt/A REI: 24 hours Minimum Application Interval: 10 days Maximum Annual Rate: 2.7 pt/A <ol style="list-style-type: none"> DO NOT exceed 1.0 lb ai/A/year of paraquat-containing products. DO NOT make more than 2 applications per year. Pre-Harvest Interval (PHI): Not Applicable 			

8.27.4 Juniper Species Leaf Moisture Reduction or Desiccation

Crops (Including all cultivars, varieties, and/or hybrids of these)			
Pasture Grass			
Target Weed	Rate (pt/A)	Application Timing	Use Directions
Refer to Section 7.0	1.3	Apply during hot, dry weather conditions (generally July and August).	<p>Use for leaf moisture reduction or desiccation prior to prescribed burning of pastures.</p> <p>Use only in conjunction with prescribed burning as recommended and monitored by local SCS or University and Extension Range Specialists.</p> <p>Apply as a broadcast application in 5 gal/A spray volume by air application</p> <p>Use 2% v/v nonionic surfactant in a minimum of 5 gal/A spray solution.</p> <p>Juniper leaf moisture content should be monitored; however, maximum leaf moisture reduction generally occurs 3-4 weeks after Gramoxone 3LB application.</p> <p>See Section 4.4.4 for adjuvant recommendations.</p>
Tank Mix Options:			
<ul style="list-style-type: none"> Gramoxone 3LB can be tank mixed with other herbicides labeled for use on pasture grass and forage legume/grass mixture applied by the same methods and at the same timings. Refer to Section 4.4.2 for tank-mix precautions. 			
Resistance Management:			
<ul style="list-style-type: none"> Refer to Section 3.1. 			
Precautions:			
<ul style="list-style-type: none"> Significant soil moisture and/or wet weather conditions prior to or after application will decrease the potential for Juniper crown burns. Cool or humid weather conditions also adversely affect leaf moisture reduction. 			
USE RESTRICTIONS			
<ol style="list-style-type: none"> Refer to Section 6.1 for additional product use restrictions. Maximum Single Application Rate: 1.3 pt/A REI: 24 hours Minimum Application Interval: 7 days Maximum Annual Rate: 4.0 pt/A <ol style="list-style-type: none"> DO NOT exceed 1.5 lb ai/A/year of paraquat-containing products. DO NOT make more than 3 applications per year. DO NOT use in California. DO NOT graze livestock after application or prior to burning. Pre-Harvest Interval (PHI): Not Applicable 			

8.27.5 Native Pastures

Crops (Including all cultivars, varieties, and/or hybrids of these)			
Native Pastures			
Target Weed	Rate pt/A	Application Timing	Use Directions
Refer to Section 7.0 Downy and Japanese Brome	1.0 – 1.2	Apply in spring after 90% node formation of brome species, but before full bloom.	Use for control of downy and Japanese brome in native pastures. Apply as a broadcast application by ground in a minimum of 10 gal/A spray volume or by air in a minimum of 5 gal/A spray volume. Apply only to pastures with no more than 3" of height at time of treatment. See Section 4.4.4 for adjuvant recommendations.
Tank Mix Options:			
<ul style="list-style-type: none"> Gramoxone 3LB can be tank mixed with other herbicides labeled for use on native pastures applied by the same methods and at the same timings. Refer to Section 4.4.2 for tank-mix precautions. 			
Resistance Management:			
<ul style="list-style-type: none"> Refer to Section 3.1. 			
Precaution:			
<ul style="list-style-type: none"> Emerged native perennial grasses will be burned by application, but application after 90% node formation will allow adequate time for native grasses to recover and attain maximum growth in the use season. 			
USE RESTRICTIONS			
<ol style="list-style-type: none"> Refer to Section 6.1 for additional product use restrictions. Maximum Single Application Rate: 1.2 pt/A REI: 24 hours Minimum Application Interval: 7 days Maximum Annual Rate: 1.2 pt/A <ol style="list-style-type: none"> DO NOT exceed 0.45 lb ai/A/year of paraquat-containing products. DO NOT make more than 2 applications per year. DO NOT use in California. DO NOT graze or cut for forage or hay until regrowth is sufficient. Pre-Harvest Interval (PHI): Not Applicable 			

8.28 Peanuts

8.28.1 Postemergence Applications

Crops (Including all cultivars, varieties, and/or hybrids of these)			
Peanuts			
Target Weed	Rate	Application Timing	Use Directions
Refer to Section 7.0	5.4 – 10.8 fl oz/A	Postemergence at ground crack. A second application may be made if needed up to 28 days after cracking.	Apply as a postemergence broadcast spray at ground crack with a minimum ground application of 10 gal/A spray volume. Use to control or suppress small (1-6") emerged annual grass and broadleaf weeds in peanuts. See Section 4.4.4 for adjuvant recommendations.
Tank-Mix Options:			
<ul style="list-style-type: none"> Refer to Section 8.28.2 for tank-mix options. 			
Resistance Management:			
<ul style="list-style-type: none"> Refer to Section 3.1. 			
Precaution:			
<ul style="list-style-type: none"> Crop foliage sprayed will be injured in the form of bronzing and crinkling but the crop will recover and develop normally. 			
USE RESTRICTIONS			
<ol style="list-style-type: none"> Refer to Section 6.1 for additional product use restrictions. Maximum Single Application Rate: <ol style="list-style-type: none"> preplant applications: 2.5 pt/A postemergence at ground crack: 10.8 fl oz/A REI: 24 hours Minimum Application Interval: 7 days Maximum Annual Rate: 8 pt/A <ol style="list-style-type: none"> DO NOT exceed 0.25 lb ai/A/year of paraquat-containing products for postemergence uses. DO NOT exceed 2.8 lb ai/A/year of paraquat-containing products for all combined uses. DO NOT make more than 2 preplant and 2 postemergence applications per year. DO NOT apply by air. Pre-Harvest Interval (PHI): Harvest crop at normal maturity. 			

8.28.2 Tank-Mix Combinations

Application	Tank-Mix Brands	Use Directions
Postemergence	Dual Magnum® Herbicide Pursuit® Herbicide Warrant® Herbicide Zidua	Use as a postemergence broadcast application at ground crack The addition of NIS to a tank-mix with Dual Magnum may increase peanut injury. Apply as directed by this label and the labels of tank-mix partner.
	Basagran® Herbicide Storm® Herbicide	Use as a postemergence broadcast application at ground crack for improved control of weeds such as cocklebur, bristly starbur, smallflower morningglory, smartweed, and prickly sida. Do not apply this tank mix if peanuts show injury (leaf phytotoxicity and/or plant stunting) produced by any other herbicide treatment as injury may be enhanced and/or prolonged. Apply as directed by this label and the labels of tank-mix partner.
	Butyrac® Herbicide	Use as a postemergence broadcast application for improved control of weeds such as cocklebur, sicklepod and morningglory. Apply as directed by this label and the labels of tank-mix partner.
<p>Precaution:</p> <ul style="list-style-type: none"> Do not apply a tank-mix with Basagran Herbicide if peanuts show injury (leaf phytotoxicity and/or plant stunting) produced by any other herbicide treatment as injury may be enhanced and/or prolonged. Do not apply with Basagran during prolonged periods of drought or unseasonably cold weather as unsatisfactory weed control may result. 		
TANK-MIX USE RESTRICTIONS		
<ol style="list-style-type: none"> All use restrictions cited in Section 8.28.1 for Gramoxone 3LB solo apply to tank mixes with Gramoxone 3LB. It is the pesticide user's responsibility to ensure that all products are registered for the intended use. Read and follow the applicable restrictions, limitations, and directions for use on all product labels involved in tank mixing. Users must follow the most restrictive directions for use and precautionary statements of each product in the tank mixture. 		

8.28.3 Postemergence Ropewick Application

Crops (Including all cultivars, varieties, and/or hybrids of these)			
Peanuts			
Target Weed	Rate	Application Timing	Use Directions
For use only in Alabama, Arkansas, Florida, Georgia, Mississippi, North Carolina, and South Carolina for Suppression and/or Control of Palmer Amaranth	33% solution	Postemergence applied through recirculating rope wick or carpet roller	Mix 1 part Gramoxone 3LB with 2 parts water.
For use only in Georgia for Suppression and/or Control of Florida Beggarweed			<p>Add nonionic surfactant containing 75% or more surface-active agent at a minimum of 0.25% v/v (2 pt/100 gal or 0.32 fl oz/gal) of finished volume.</p> <p>Adjust equipment to apply up to 2.0 pt/A of the herbicide water mixture. Follow application equipment manufacturer's instructions.</p> <p>Make application at least 6 inches above the peanut canopy and set application equipment to avoid dripping. Low ground speed, less than 5 mph is recommended, enhances coverage and weed control.</p> <p>Weed control is enhanced if application is made in late afternoon or early evening.</p> <p>See Section 4.4.4 for adjuvant recommendations.</p>
Resistance Management:			
<ul style="list-style-type: none"> Refer to Section 3.1. 			
Precaution:			
<ul style="list-style-type: none"> Crop foliage contacted will be injured in the form of bronzing and crinkling but the crop will recover and develop normally. 			
USE RESTRICTIONS			
<ol style="list-style-type: none"> Refer to Section 6.1 for additional product use restrictions. Maximum Single Application Rate: 0.67 pt/A REI: 24 hours Minimum Application Interval: NA Maximum Annual Rate: 0.67 pt/A <ol style="list-style-type: none"> DO NOT exceed 0.25 lb ai/A/year of paraquat-containing products for postemergence ropewick applications. DO NOT exceed 0.5 lb ai/A/year of paraquat-containing products for all combined uses. DO NOT make more than 1 application per year. DO NOT allow livestock to graze in treated areas. DO NOT feed hay or vines from treated fields to livestock. Pre-Harvest Interval (PHI): 30 days 			

8.29 Pome Fruit

Crops (Including all cultivars, varieties, and/or hybrids of these)			
Apples		Pears	
Target Weed	Rate pt/A	Application Timing	Use Directions
Refer to Section 7.0.	1.7 – 2.7	Postemergence (Directed Spray)	<p>Apply as a directed spray with a minimum ground application of 10 gal/A.</p> <p>Use a shield or wrap plant when spraying around young trees or vines.</p> <p>If applied during harvest season, fallen fruit present at the time of application CANNOT be salvaged or utilized for human consumption.</p> <p>When used for control of mature woody weeds, perennial weeds, late germinating weeds and green suckers, retreatment or spot treatment may be necessary.</p> <p>See Section 4.4.4 for adjuvant recommendations.</p>
Tank-Mix Options: <ul style="list-style-type: none"> Gramoxone 3LB can be tank mixed with other herbicides labeled for use on pome fruit applied by the same methods and at the same timings. Refer to Section 4.4.2 for tank-mix precautions. 			
Resistance Management: <ul style="list-style-type: none"> Refer to Section 3.1. 			
Precautions: <ul style="list-style-type: none"> Do not allow spray to contact green stems (except suckers), or foliage. Use a shield or wrap plant when spraying around young trees or vines. 			
USE RESTRICTIONS			
<ol style="list-style-type: none"> Refer to Section 6.1 for additional product use restrictions. Maximum Single Application Rate: 2.7 pt/A REI: 24 hours Minimum Application Interval: 7 days Maximum Annual Rate: 13.3 pt/A <ol style="list-style-type: none"> DO NOT exceed 5.0 lb ai/A/year of paraquat-containing products. DO NOT make more than 5 applications per year. DO NOT graze treated areas. DO NOT feed cover crops grown in treated areas to livestock. Pre-Harvest Interval (PHI): Harvest crop at normal maturity. 			

8.30 Rice

Crops (Including all cultivars, varieties, and/or hybrids of these)			
Rice			
Target Weed	Rate pt/A	Application Timing	Use Directions
Refer to Section 7.0	1.3 – 2.7	Preplant/Preemergence	<p>Apply as a preplant or preemergence broadcast spray before, during or after planting, but before crop emergence.</p> <p>The recommended rate for Gramoxone 3LB for this use is based upon weed height as follows:</p> <p style="text-align: center;">Weeds 1-3", 1.3 – 1.7 pt/A Weeds 3-6", 1.7 - 2.7 pt/A</p> <p>Apply in a minimum spray volume of 10 gal/A by ground or 5 gal/A by air. Use higher specified rates and spray volumes when vegetation is dense.</p> <p>Do not flood/flush within 48 hours of application in order to ensure complete kill of vegetation.</p> <p>Seeding should be done with a minimum amount of soil disturbance.</p> <p>See Section 4.4.4 for adjuvant recommendations.</p>
<p>Tank Mix Options:</p> <ul style="list-style-type: none"> Gramoxone 3LB can be tank mixed with other herbicides labeled for use on rice applied by the same methods and at the same timings. Refer to Section 4.4.2 for tank-mix precautions. 			
<p>Resistance Management:</p> <ul style="list-style-type: none"> Refer to Section 3.1. 			
<p>Precaution:</p> <ul style="list-style-type: none"> Weeds and grasses emerging after application will not be controlled. Crop plants emerged at the time of application will be killed. If cool, cloudy and/or wet weather delays speed of kill, do not flood/flush until complete kill is evident. 			
USE RESTRICTIONS			
<ol style="list-style-type: none"> Refer to Section 6.1 for additional product use restrictions. Maximum Single Application Rate: 2.7 pt/A REI: 24 hours Minimum Application Interval: 7 days Maximum Annual Rate: 2.7 pt/A <ol style="list-style-type: none"> DO NOT exceed 1.0 lb ai/A/year of paraquat-containing products. DO NOT make more than 3 applications per year. Pre-Harvest Interval (PHI): Harvest crop at normal maturity. 			

8.31 Root and Tubers

8.31.1 Carrots and Turnips

Crops (Including all cultivars, varieties, and/or hybrids of these)			
Carrots		Turnips	
Target Weed	Rate pt/A	Application Timing	Use Directions
Refer to Section 7.0.	1.3 – 2.7	Preplant/Preemergence Before, during or after planting but prior to crop emergence.	Applications can be made as a banded or broadcast treatment. Apply by ground in 10 gal/A or by air in 5 gal/A spray volume. Seedbeds or plantbeds should be formed as far ahead of treatment as possible to permit maximum weed emergence. Use the higher rate for heavier weed infestations. Seeding or transplanting should be done with a minimum amount of soil disturbance. Can be used in fallow bed/stale seedbed for weed control alone or in tank mix. See Section 4.4.4 for adjuvant recommendations.
Tank Mix Options:			
<ul style="list-style-type: none"> Gramoxone 3LB can be mixed with other herbicides labeled for use on carrots and turnips applied by the same methods and at the same timings. Refer to Section 4.4.2 for tank-mix precautions. 			
Resistance Management:			
<ul style="list-style-type: none"> Refer to Section 3.1. 			
Precaution:			
<ul style="list-style-type: none"> Crop plants emerged at time of application will be killed. 			
USE RESTRICTIONS			
<ol style="list-style-type: none"> Refer to Section 6.1 for additional product use restrictions. Maximum Single Application Rate: 2.7 pt/A REI: 24 hours Minimum Application Interval: 7 days Maximum Annual Rate: 8.0 pt/A <ol style="list-style-type: none"> DO NOT exceed 3.0 lb ai/A/year of paraquat-containing products. DO NOT make more than 3 applications per year. Pre-Harvest Interval (PHI): Harvest crop at normal maturity. 			

8.31.2 Sugarbeets

Crops (Including all cultivars, varieties, and/or hybrids of these)			
Sugarbeets			
Target Weed	Rate pt/A	Application Timing	Use Directions
Refer to Section 7.0.	1.3 – 2.7	Preplant/Preemergence	<p>Apply as a ground application in a minimum of 10 gal/A or by air in a minimum of 5 gal/A spray volume.</p> <p>Use the higher rate for heavier weed infestation.</p> <p>Seeding or transplanting should be done with a minimum amount of soil disturbance.</p> <p>Can be used in fallow bed/stale seedbed for weed control.</p> <p>Seedbeds or plantbeds should be formed as far ahead of treatment as possible to permit maximum weed emergence.</p> <p>See Section 4.4.4 for adjuvant recommendations.</p>
Volunteer barley	0.5 – 0.7	Preplant/Preemergence	<p>For use in California, Washington, Oregon, & Idaho.</p> <p>Apply as a ground application in a minimum of 10 gal/A or by air in a minimum of 5 gal/A spray volume</p> <p>Use for control of volunteer barley in preformed seedbeds.</p> <p>See Section 4.4.4 for adjuvant recommendations.</p>
Tank Mix Options:			
<ul style="list-style-type: none"> Gramoxone 3LB can be tank mixed with other herbicides labeled for use on sugarbeets applied by the same methods and at the same timings. Refer to Section 4.4.2 for tank-mix precautions. 			
Resistance Management:			
<ul style="list-style-type: none"> Refer to Section 3.1. 			
Precaution:			
<ul style="list-style-type: none"> Crop plants emerged at time of application will be killed. 			
USE RESTRICTIONS			
<ol style="list-style-type: none"> Refer to Section 6.1 for additional product use restrictions. Maximum Single Application Rate: 2.7 pt/A REI: 24 hours Minimum Application Interval: 7 days Maximum Annual Rate: 8.0 pt/A <ol style="list-style-type: none"> DO NOT exceed 3.0 lb ai/A/year of paraquat-containing products. DO NOT make more than 3 applications per year. Pre-Harvest Interval (PHI): Harvest crop at normal maturity. 			

8.31.3 Taniers

Crops (Including all cultivars, varieties, and/or hybrids of these)			
Taniers			
Target Weed	Rate pt/A	Application Timing	Use Directions
Refer to Section 7.0.	1.3 – 2.7	Preemergence	Florida Only Make a preemergence application as a broadcast or banded over row application. A preemergence application must be made before crop emergence
	1.3	Postemergence (Directed Spray) If both preemergence and postemergence applications are made, allow 30-60 days between applications.	Make a postemergence directed spray application with ground equipment that can direct the spray between the rows and shield to prevent spray contact with crop plants. Apply in a minimum ground application of 20 gal/A spray volume. See Section 4.4.4 for adjuvant recommendations.
	1.3	Postemergence (Spray Directed)	Puerto Rico ONLY: Apply as a shielded postemergence directed spray ground application in a minimum of 50 gal/A using equipment that can direct the spray between rows and shield to prevent spray contact with crop plants. Apply when weeds are succulent and growth is 1-6". See Section 4.4.4 for adjuvant recommendations.
Tank Mix Options:			
<ul style="list-style-type: none"> Gramoxone 3LB can be tank mixed with other herbicides labeled for use on taniers applied by the same methods and at the same timings. Refer to Section 4.4.2 for tank-mix precautions. 			
Resistance Management:			
<ul style="list-style-type: none"> Refer to Section 3.1. 			
Precaution:			
<ul style="list-style-type: none"> Do not allow the spray to contact the tanier plants as injury may result. 			
USE RESTRICTIONS			
<ol style="list-style-type: none"> Refer to Section 6.1 for additional product use restrictions. Maximum Single Application Rate: <ol style="list-style-type: none"> Florida 2.7 pt/A Puerto Rico 1.3 pt/A REI: 24 hours Minimum Application Interval: <ol style="list-style-type: none"> Florida: 30 days Puerto Rico: 90 days Maximum Annual Rate: 4.0 pt/A <ol style="list-style-type: none"> DO NOT exceed 1.5 lb ai/A/year of paraquat-containing products. DO NOT make more than 2 applications per year in Florida. If 2 applications are made, only 1 preemergence and one postemergence directed spray are allowed. 			

7. **DO NOT** make more than 3 postemergence directed spray applications in Puerto Rico.
8. **DO NOT** graze treated areas or feed treated forage to livestock.
9. **Pre-Harvest Interval (PHI):**
 - a. Florida: 180 days
 - b. Puerto Rico: 90 days

8.31.4 Taro

Crops (Including all cultivars, varieties, and/or hybrids of these)			
Taro, Dryland (Dasheen)			
Target Weed	Rate pt/A	Application Timing	Use Directions
Refer to Section 7.0.	1.3 – 2.0	Postemergence (Directed Spray)	<p>For use in Hawaii Only.</p> <p>Apply as a postemergence directed spray with a minimum ground application spray volume of 10 gal/A.</p> <p>Make the first application when weed growth is 1-4" high.</p> <p>A single re-treatment may be made.</p> <p>See Section 4.4.4 for adjuvant recommendations.</p>
Tank Mix Options:			
<ul style="list-style-type: none"> • Gramoxone 3LB can be tank mixed with other herbicides labeled for use on dryland taro applied by the same methods and at the same timings. Refer to Section 4.4.2 for tank-mix precautions. 			
Resistance Management:			
<ul style="list-style-type: none"> • Refer to Section 3.1. 			
Precaution:			
<ul style="list-style-type: none"> • Weeds emerging after the application will not be controlled. • Do not allow the spray to contact the taro plants as injury may result. 			
USE RESTRICTIONS			
<ol style="list-style-type: none"> 1. Refer to Section 6.1 for additional product use restrictions. 2. Maximum Single Application Rate: 2.0 pt/A 3. REI: 24 hours 4. Minimum Application Interval: 7 days 5. Maximum Annual Rate: 4.0 pt/A <ol style="list-style-type: none"> a. DO NOT exceed 1.5 lb ai/A/year of paraquat-containing products. 6. DO NOT make more than 2 applications per year. 7. Pre-Harvest Interval (PHI): 180 days 			

8.32 Sorghum

8.32.1 Preplant or Preemergence Application

Crops (Including all cultivars, varieties, and/or hybrids of these)			
Sorghum, grain		Sorghum, Forage	
Target Weed	Rate pt/A	Application Timing	Use Directions
Refer to Section 7.0.	1.3 – 2.7	Preplant/Preemergence Prior to, during or after planting, but before crop emergence.	Apply as a preplant or preemergence broadcast or band application. The recommended rate for Gramoxone 3LB for this use is based upon weed height as follows: Weeds 1-3", 1.7 - 2.0 pt/A Weeds 3-6", 2.0 – 2.7 pt/A Apply in a minimum spray volume by ground application of 10 gal/A or 5 gal/A by air. See Section 4.4.4 for adjuvant recommendations.
Tank-Mix Options			
<ul style="list-style-type: none"> Gramoxone 3LB can be tank mixed with other herbicides labeled for use on sorghum applied by the same methods and at the same timings. Refer to Section 4.4.2 for tank-mix precautions. 			
Resistance Management:			
<ul style="list-style-type: none"> Refer to Section 3.1. 			
USE RESTRICTIONS			
<ol style="list-style-type: none"> Refer to Section 6.1 for additional product use restrictions. Maximum Single Application Rate: 2.7 pt/A REI: 24 hours Minimum Application Interval: 7 days Maximum Annual Rate: 8.0 pt/A <ol style="list-style-type: none"> DO NOT exceed 3.0 lb ai/A/year of paraquat-containing products for preplant/preemergence. DO NOT exceed 4.0 lb ai/A/year of paraquat-containing products for all combined uses. DO NOT make more than 3 preplant/preemergence applications per year. Pre-Harvest Interval (PHI): <ol style="list-style-type: none"> forage: 20 days grain: 48 days 			

8.32.2 Postemergence Application

Crops (Including all cultivars, varieties, and/or hybrids of these)			
Sorghum, grain		Sorghum, forage	
Target Weed	Rate pt/A	Application Timing	Use Directions
Refer to Section 7.0.	0.7 – 1.3	Postemergence (Directed Spray) Apply when weeds are actively growing.	Apply postemergence directed (included hooded or shielded) with a minimum ground application of 10 gal/A. Use higher specified rate on larger or hard to control weeds. See Section 4.4.4 for adjuvant recommendations.
		Directed Spray without Hooded or Shielded Sprayers When sorghum is at least 12" tall when naturally standing	Apply by directing spray between the rows to prevent spray contact with crop plants. Do not exceed 30 psi nozzle pressure or spray under conditions which may cause excessive drift. Use precision directed-spray application equipment adjusted so that no more than the lower 3" of the sorghum stalk is contacted by the application spray. Apply when weeds are actively growing. See Section 4.4.4 for adjuvant recommendations.
		Directed Spray Hooded or Shielded Sprayers	Apply postemergence directed (using hooded or shielded) sprayer with a minimum ground application spray volume of 10 gal/A. Use higher specified rate on larger or hard to control weeds. Weeds 6" or taller may not be controlled. Apply when weeds are actively growing See Section 4.4.4 for adjuvant recommendations.
Tank-Mix Options			
<ul style="list-style-type: none"> Gramoxone 3LB can be tank mixed with other herbicides labeled for use on sorghum applied by the same methods and at the same timings. Refer to Section 4.4.2 for tank-mix precautions. 			
Resistance Management:			
<ul style="list-style-type: none"> Refer to Section 3.1. 			
Precaution:			
<ul style="list-style-type: none"> Severe damage and/or complete kill can occur if spray contacts sorghum plants. 			

- To avoid excessive crop phytotoxicity when using a hooded or shielded sprayer, use a sprayer with skids or wheels on the spray boom to maintain spray height.
- When using a sprayer without a hooded or shielded sprayer, some crop injury will occur. The degree of injury is related to the precision of application and spraying conditions.

USE RESTRICTIONS

1. Refer to **Section 6.1** for additional product use restrictions.
2. **Maximum Single Application Rate:** 1.3 pt/A
3. **REI:** 24 hours
4. **Minimum Application Interval:** 7 days
5. **Maximum Annual Rate:** 2.7 pt/A
 - a. **DO NOT** exceed 1.0 lb ai/A/year of paraquat-containing products for postemergence uses.
 - b. **DO NOT** exceed 4.0 lb ai/A/year of paraquat-containing products for all combined uses.
6. **DO NOT** make more than 2 postemergence applications per year.
7. **Pre-Harvest Interval (PHI):**
 - a. forage: 20 days
 - b. grain: 48 days

8.33 Soybean

8.33.1 Preplant and Preemergence Applications

Crops (Including all cultivars, varieties, and/or hybrids of these)			
Soybeans			
Target Weed	Rate pt/A	Application Timing	Use Directions
Refer to Section 7.0.	1.3 – 2.7	Preplant/Preemergence Prior to, during or after planting, but before crop emergence.	Apply as a preplant or preemergence broadcast spray by ground application in 10 gal/A or by air application in 5 gal/A. Weeds 1-3": 1.3 - 2.0 pt/A Weeds 3-6": 2.0 – 2.7 pt/A See Section 4.4.4 for adjuvant recommendations.
Tank-Mix Options:			
<ul style="list-style-type: none"> • Gramoxone 3LB can be tank mixed with other herbicides labeled for use on soybeans applied by the same methods and at the same timings. Refer to Section 4.4.2 for tank-mix precautions. 			
Resistance Management:			
<ul style="list-style-type: none"> • Refer to Section 3.1. 			
USE RESTRICTIONS			
<ol style="list-style-type: none"> 1. Refer to Section 6.1 for additional product use restrictions. 2. Maximum Single Application Rate: 2.7 pt/A 3. REI: 24 hours 4. Minimum Application Interval: 7 days 5. Maximum Annual Rate: 4.0 pt/A <ol style="list-style-type: none"> a. DO NOT exceed 1.5 lb ai/A/year of paraquat-containing products for preplant and preemergence uses. b. DO NOT exceed 2.9 lb ai/A/year of paraquat-containing products for all combined uses. 6. DO NOT make more than 3 applications per year. 7. Pre-Harvest Interval (PHI): <ol style="list-style-type: none"> a. forage/hay: Not before R3 stage. b. seed: Can be harvested at normal crop maturity 			

8.33.2 Postemergence Applications

Crops (Including all cultivars, varieties, and/or hybrids of these)			
Soybeans			
Target Weed	Rate	Application Timing	Use Directions
Refer to Section 7.0.	0.7 – 1.3 pt/A	Postemergence (Directed Spray) Apply when weeds are actively growing.	Apply as a postemergence directed spray by directing the spray between the rows or using hooded or shielded sprayers to prevent spray contact with crop plants. Apply by ground application in 10 gal/A spray volume. Use higher specified rate on larger (3 – 6 inches) or hard to control weeds. Weeds 6" or taller may not be controlled. See Section 4.4.4 for adjuvant recommendations.
	0.5 fl oz/ gallon of water	Actively growing weeds	Spot Treatment Spray the solution on actively growing weeds until uniformly wet but not to the point of runoff. See Section 4.4.4 for adjuvant recommendations.

	5.4 – 10.7 fl oz/A	Harvest Aid Harvest Aid for Research, Field Trials and Seed Production Only	Apply by ground in 20 gal/A or by air in 5 gal/A of spray volume. <u>Indeterminate Varieties:</u> Apply when at least 65% of the seed pods have reached a mature brown color or when seed moisture is 30% or less. <u>Determinate Varieties:</u> Apply when plants are mature, i.e., beans are fully developed, ½ of leaves have dropped, and remaining leaves are yellowing. For Research, Field Trials and Seed Production Only: Only use for soybeans grown for research, field trials and seed production, including USDA regulated plantings or seed production. See Section 4.4.4 for adjuvant recommendations.
--	--------------------	--	--

Tank Mix Options:

- Gramoxone 3LB can be tank mixed with other herbicides labeled for use on soybeans applied by the same methods and at the same timings. Refer to **Section 4.4.2** for tank-mix precautions.

Resistance Management:

- Refer to **Section 3.1**.

Precautions:

- Severe damage and/or complete kill can occur if postemergence directed spray or spot spray intentionally or accidentally (including drift of fine droplets) contacts the plants.
- When using a spot spray treatment, do not allow spray to contact soybean plant as crop injury or death may occur.
- Immature soybeans will be injured if present during harvest aid application.
- Mature cocklebur, especially drought-stressed plants, are tolerant to Gramoxone 3LB and desiccation will not be complete.

USE RESTRICTIONS

1. Refer to **Section 6.1** for additional product use restrictions.
2. **Maximum Single Application Rate:** postemergence: 1.3 pt/A
 - a. postemergence directed: 1.3 pt/A
 - b. postemergence spot: 0.5 fl oz/gallon of water
 - c. harvest aid: 10.7 fl oz/A
3. **REI:** 24 hours
4. **Minimum Application Interval:** 14 days
5. **Maximum Annual Rate:** postemergence 2.7 pt/A; Harvest Aid 0.7 pt/A
 - a. **DO NOT** exceed 1.0 lb ai/A/year of paraquat-containing product in postemergence applications.
 - b. **DO NOT** exceed 0.25 lb ai/A/year of paraquat-containing product in harvest aid applications.
 - c. **DO NOT** exceed 2.75 lb ai/A/year of paraquat-containing products for all combined uses.
6. **DO NOT** make more than 2 postemergence applications and 1 harvest aid application per year.
7. **DO NOT** graze or harvest for forage or hay from harvest aid applications.
8. Use of Gramoxone 3LB as a harvest aid with 3-day pre-harvest interval on soybeans may only be done under agreement with and following all instructions of Syngenta Crop Protection, LLC (1-866-Syngent(a) (866-796-4368)).
9. **DO NOT** use or process harvested grain for food or feed from soybeans grown for research, field trials or seed production.
10. **Pre-Harvest Interval (PHI):**

- a. postemergence directed forage/hay: 46 days
- b. harvest aid grain only: 15 days
- c. harvest aid for soybeans grown for research, field trials and seed production **only**: 3 day

8.34 Stone Fruit

Crops (Including all cultivars, varieties, and/or hybrids of these)			
Apricots Cherries Nectarines		Peaches Plums Prunes	
Target Weed	Rate pt/A	Application Timing	Use Directions
Refer to Section 7.0.	1.7 – 2.7	Postemergence (Directed Spray)	Apply as a directed spray with a minimum ground application of 10 gal/A. When use for control of mature woody weeds, perennial weeds, late germinating weeds, late germinating weeds and green suckers, retreatment or spot treatment may be necessary. Use a shield or wrap plant when spraying around young trees or vines. See Section 4.4.4 for adjuvant recommendations.
Tank-Mix Options:			
<ul style="list-style-type: none"> • Gramoxone 3LB can be tank mixed with other herbicides labeled for use on stone fruit applied by the same methods and timings. Refer to Section 4.4.2 for tank-mix precautions. 			
Resistance Management:			
<ul style="list-style-type: none"> • Refer to Section 3.1. 			
Precautions:			
<ul style="list-style-type: none"> • Do not allow spray to contact green stems (except suckers), or foliage. • Use a shield or wrap plant when spraying around young trees or vines. 			
USE RESTRICTIONS			
<ol style="list-style-type: none"> 1. Refer to Section 6.1 for additional product use restrictions. 2. Maximum Single Application Rate: 2.7 pt/A 3. REI: 24 hours 4. Minimum Application Interval: 7 days 5. Maximum Annual Rate: 8.0 pt/A <ol style="list-style-type: none"> a. DO NOT exceed 3.0 lb ai/A/year of paraquat-containing products. 6. DO NOT make more than 3 applications per year. 7. DO NOT graze treated areas. 8. DO NOT feed cover crops grown in treated areas to livestock. 9. Pre-Harvest Interval (PHI): <ol style="list-style-type: none"> a. peaches: 14 days b. all Others: 28 days 			

8.35 Sugarcane

Crops (Including all cultivars, varieties, and/or hybrids of these)			
Sugarcane			
Target Weed	Rate pt/A	Application Timing	Use Directions
Refer to Section 7.0.	Florida and Hawaii 1.3	Postemergence (Hooded, Shielded or Directed Spray) If necessary make a second application when new weed growth is 2-6" high.	For use in Florida and Hawaii Only : Apply postemergence as a hooded, shielded or directed spray to avoid contact with cane foliage to prevent leaf burn and yield reduction. Florida only: Apply by ground application in a spray volume of 50 gal/A. For optimum results, apply in early spring (March-April) when weeds are small. Do not apply after June 1 as cane growth may be stunted and yields reduced. Hawaii Only: Apply by ground application in a spray volume of 20 gal/A. See Section 4.4.4 for adjuvant recommendations.
	Louisiana 0.7 – 2.0	Postemergence (Hooded, Shielded or Directed Spray) If necessary make a second application when new weed growth is 2-6" high.	For use in Louisiana Only : For tiller control, apply when tillers are less than 18" high. Apply by ground application in a spray volume of 20 gal/A. Use the higher specified rate for heavier weed infestations or tiller growth. Do not apply after cane rows have closed in. See Section 4.4.4 for adjuvant recommendations.
	Florida and Texas: 0.4 – 0.7	Harvest Aid 3-14 days before burning and harvest	For use in Florida and Texas Only Apply by air in a spray volume of 5 gal/A. Use higher specified rate under cool, cloudy weather conditions. See Section 4.4.4 for adjuvant recommendations.

Tank Mix Options: <ul style="list-style-type: none"> Gramoxone 3LB can be tank mixed with other herbicides labeled use on sugarcane applied by the same methods and at the same timings. Refer to Section 4.4.2 for tank-mix precautions.
Resistance Management: <ul style="list-style-type: none"> Refer to Section 3.1.
USE RESTRICTIONS
<ol style="list-style-type: none"> Refer to Section 6.1 for additional product use restrictions. Maximum Single Application Rate: 1.3 pt/A in Florida and Hawaii; 2.0 pt/A in Louisiana <ol style="list-style-type: none"> Harvest Aid in Florida and Texas ONLY: 0.7 pt/A REI: 24 hours Minimum Application Interval: 7 days Maximum Annual Rate: 2.7 pt/A in Florida and Hawaii; 4.0 pt/A in Louisiana <ol style="list-style-type: none"> DO NOT exceed 1.5 lb ai/A/year of paraquat-containing products, in Louisiana. DO NOT exceed 1.0 lb ai/A/year of paraquat-containing products, in Florida and Hawaii. DO NOT exceed 0.25 lb ai/A/year of paraquat-containing products in Texas. DO NOT make more than 2 postemergence directed spray applications per year. DO NOT make more than 1 harvest aid application per year in Florida and Texas. DO NOT graze treated areas or feed treated forage to livestock when using postemergence directed spray (includes Hooded or Shielded) applications. Pre-Harvest Interval (PHI): <ol style="list-style-type: none"> post-emergence application (Florida and Hawaii only): Harvest crop at normal maturity. post-emergence application (Louisiana): 30 days harvest aid (Florida and Texas only): 3 days

8.36 Tree Nuts, Crop Group 14, and Pistachios

Crops (Including all cultivars, varieties, and/or hybrids of these)			
Almonds	Cashew	Hickory nut	Pistachios
Beech nut	Chestnut	Macadamia nut (bush nut)	Walnuts
Brazil nut	Chinquapin	Pecan	
Butternut	Filbert (hazelnut)		
Target Weed	Rate pt/A	Application Timing	Use Directions
Refer to Section 7.0 .	1.7 – 2.7	Postemergence (Directed Spray) All applications must be made prior to shaking for harvest.	Apply as a postemergence directed spray with a minimum ground application of 10 gal/A spray volume. If application is to be made during harvest season, apply before shaking for harvest. When used for control of mature woody weeds, perennial weeds, late germinating weeds and green suckers, retreatment or spot treatment may be necessary. See Section 4.4.4 for adjuvant recommendations.
Tank-Mix Options: <ul style="list-style-type: none"> Gramoxone 3LB can be tank mixed with other herbicides labeled for use on tree nuts applied by the same methods and at the same timings. Refer to Section 4.4.2 for tank-mix precautions. 			
Resistance Management: <ul style="list-style-type: none"> Refer to Section 3.1. 			

<p>Precautions:</p> <ul style="list-style-type: none"> Do not allow spray to contact green stems (except suckers), or foliage. Use a shield or wrap plant when spraying around young trees or vines.
USE RESTRICTIONS
<ol style="list-style-type: none"> Refer to Section 6.1 for additional product use restrictions. Maximum Single Application Rate: 2.7 pt/A REI: 24 hours Minimum Application Interval: 7 days Maximum Annual Rate: 13.3 pt/A <ol style="list-style-type: none"> DO NOT exceed 5.0 lb ai/A/year of paraquat-containing products. DO NOT make more than 5 applications per year. DO NOT make more than 2 applications to Pistachios after shells split. DO NOT graze treated areas. DO NOT feed cover crops grown in treated areas to livestock. Pre-Harvest Interval (PHI): <ol style="list-style-type: none"> pistachios: 7 days all others: Harvest crop at normal maturity.

8.37 Tropical and Subtropical Fruit

8.37.1 Tropical and Subtropical Fruit with Edible Peel

Crops (Including all cultivars, varieties, and/or hybrids of these)			
Acerola		Jaboticaba	
Feijoa		Olives	
Figs		Starfruit	
Guava		Wax Jambu	
Target Weed	Rate pt/A	Application Timing	Use Directions
Refer to Section 7.0.	<u>Acerola, Figs, and Olives:</u> 2.7 <u>For All Others:</u> 1.3 – 2.5	Postemergence (Directed Spray)	<p>Apply as a postemergence directed spray with a minimum ground application spray volume of 10 gal/A.</p> <p>For Feijoa, Jaboticaba, Starfruit and Wax jambu, apply only with ground boom equipment that provides a directed spray.</p> <p>When used for control of mature woody weeds, late-germinating weeds and grasses, and perennials, retreatment or spot spraying may be necessary</p> <p>Where a suckering application is made, spray when suckers are 4 to 8 inches tall.</p> <p>See Section 4.4.4 for adjuvant recommendations.</p>
Tank Mix Options:			
<ul style="list-style-type: none"> Gramoxone 3LB can be tank mixed with other herbicides labeled for use on these crops applied by the same methods and at the same timings. Refer to Section 4.4.2 for tank-mix precautions. 			
Resistance Management:			
<ul style="list-style-type: none"> Refer to Section 3.1. 			
Precautions:			

- Do not allow spray to contact green stems (except suckers), fruit or foliage.
- Use a shield or wrap plant when spraying around young trees or vines.

USE RESTRICTIONS

1. Refer to **Section 6.1** for additional product use restrictions.
2. **Maximum Single Application Rate:** 2.7 pt/A for **acerola, figs, and olives**; 2.5 pt/A **all others**
3. **REI:** 24 hours
4. **Minimum Application Interval:** 7 days **acerola, figs, olives and guava**; 28 days **feijoa, jaboticaba, starfruit, and wax jambu**
5. **Maximum Annual Rate:** 10.0 pt/A for **feijoa, guava, jaboticaba, starfruit, wax jambu**; 13.3 pt/A **acerola, figs, and olives**
 - a. **DO NOT** exceed 5.0 lb ai/A/year of paraquat-containing products for **acerola, and figs.**
 - b. **DO NOT** exceed 3.76 lb ai/A/year of paraquat-containing products for **feijoa, guava, jaboticaba, starfruit, and wax jambu.**
 - c. **DO NOT** exceed 4.0 lb ai/A/year of paraquat-containing product for **olives.**
6. **DO NOT** make more than 4 applications per year except for **acerola** and **figs** where a maximum of 5 applications per year are allowed.
7. **DO NOT** apply when figs or olives to be harvested are on the ground.
8. **DO NOT** graze treated areas.
9. **DO NOT** feed cover crops grown in treated areas to livestock.
10. **Pre-Harvest Interval (PHI):**
 - a. acerola: 28 day
 - b. figs and olives: 13 days
 - c. guava: Harvest at normal crop maturity.
 - d. all others: 14 days

8.37.2 Tropical and Subtropical Fruit with Inedible Peel

Crops (Including all cultivars, varieties, and/or hybrids of these)			
Atemoya	Longan	Pomegranate	Spanish lime
Avocado	Lychee	Pulasan	Star apple
Bananas/plantains	Mango	Rambutan	Sugar apple
Biriba	Papaya	Sapodilla	
Canistel	Passion fruit	Sapote, black	
Cherimoya	Pawpaw	Sapote, mamey	
Custard apple	Persimmon	Sapote, white	
Llama	Pineapple	Soursop	
Target Weed	Rate pt/A	Application Timing	Use Directions
Refer to Section 7.0.	<u>Pineapple</u> 1.3 – 2.7	Postemergence (Directed Spray)	Apply as a postemergence directed spray with a minimum ground application spray volume of 10 gal/A.
	<u>Avocado, Banana/Plantain, & Papaya</u> 1.7 – 2.7		See Section 4.4.4 for adjuvant recommendations.
	<u>All Others</u> 2.5		When used for control of mature woody weeds, perennial weeds, and late germinating weeds, retreatment or spot treatment may be necessary. Where a suckering application is made, spray when suckers are 4 to 8 inches tall. See Section 4.4.4 for adjuvant recommendations.
Tank Mix Options:			
<ul style="list-style-type: none"> Gramoxone 3LB can be tank mixed with other herbicides labeled for use on tropical and subtropical fruits with inedible peel applied by the same methods and at the same timings. Refer to Section 4.4.2 for tank-mix precautions. 			
Resistance Management:			
<ul style="list-style-type: none"> Refer to Section 3.1. 			
Precautions:			
<ul style="list-style-type: none"> Do not allow spray to contact green stems (except suckers), fruit or foliage. Use a shield or wrap plant when spraying around young trees or vines. 			
USE RESTRICTIONS			
<ol style="list-style-type: none"> Refer to Section 6.1 for additional product use restrictions. Maximum Single Application Rate: 2.7 pt/A REI: 24 hours Minimum Application Interval: 7 days avocado, banana, papaya, and pineapple, 28 days all others Maximum Annual Rate: 13.3 pt/A avocado, banana, papaya; 8.0 pt/A pineapple; 10 pt/A all others <ol style="list-style-type: none"> DO NOT exceed 5.0 lb ai/A/year of paraquat-containing products for avocado, banana, and papaya. DO NOT exceed 3.0 lb ai/A/year of paraquat-containing products for pineapple. DO NOT exceed 3.76 lb ai/A/year of paraquat-containing products for all others. DO NOT make more than 5 applications for avocado, banana, and papaya. DO NOT make more than 3 applications for pineapple. DO NOT make more than 4 applications for all others. 			

9. **DO NOT** make an application during Passion fruit harvest season, unless all fruit has been picked up off the ground prior to application.
10. **DO NOT** graze treated areas.
11. **DO NOT** feed cover crops grown in treated areas to livestock.
12. **Pre-Harvest Interval (PHI):**
 - a. avocado, banana, and papaya: Harvest at normal crop maturity.
 - b. pineapple: 20 days
 - c. all others: 14 days

8.38 Tuberos and Corm Vegetables

Crops (Including all cultivars, varieties, and/or hybrids of these)			
Arracacha	Canna, edible	Potato	
Arrowroot	Chayote, (root)	Sweet Potato	
Artichoke, Chinese	Chufa	Turmeric	
Artichoke, Jerusalem	Leren	Yam bean	
Target Weed	Rate pt/A	Application Timing	Use Directions
Refer to Section 7.0.	0.7 – 1.3	Preplant/Preemergence	Apply as a preplant/preemergence broadcast application with a minimum ground application spray volume of 10 gal/A or a minimum air application spray volume of 5 gal/A. Apply up to ground cracking, before crop has emerged. See Section 4.4.4 for adjuvant recommendations.
Volunteer barley	0.3 – 0.7	Preplant	For use in California, Washington, Oregon, and Idaho Only Use for control of volunteer barley in preformed seedbeds. Apply as a preplant broadcast application with a minimum ground application spray volume of 10 gal/A or minimum air application spray volume of 5 gal/A. Use Gramoxone 3LB solo for this application. See Section 4.4.4 for adjuvant recommendations.
Tank Mix Options:			
<ul style="list-style-type: none"> • Gramoxone 3LB can be tank mixed with other herbicides labeled for use on tuberos and corm vegetables applied by the same methods and at the same timings. Refer to Section 4.4.2 for tank-mix precautions. 			
Resistance Management:			
<ul style="list-style-type: none"> • Refer to Section 3.1. 			
USE RESTRICTIONS			

1. Refer to **Section 6.1** for additional product use restrictions.
2. **Maximum Single Application Rate:** 1.3 pt/A
3. **REI:** 24 hours
4. **Minimum Application Interval:** 7 days
5. **Maximum Annual Rate:** 4.0 pt/A
 - a. **DO NOT** exceed 1.5 lb ai/A/year of paraquat-containing products.
6. **DO NOT** make more than 3 applications per year.
7. **Pre-Harvest Interval (PHI):** Harvest at crop at normal maturity.

9.0 NON-FOOD USE DIRECTIONS

9.1 Easter Lilies

Crops (Including all cultivars, varieties, and/or hybrids of these)			
Easter Lilies (field grown)			
Target Weed	Rate pt/A	Application Timing	Use Directions
Refer to Section 7.0 .	1.7 – 2.7	Preemergence	Apply as a ground application in a minimum of 10 gal/A spray volume. See Section 4.4.4 for adjuvant recommendations.
Tank Mix Options:			
<ul style="list-style-type: none"> • Gramoxone 3LB can be tank mixed with other herbicides labeled for use on easter lilies applied by the same methods and at the same timings. Refer to Section 4.4.2 for tank-mix precautions. 			
Resistance Management:			
<ul style="list-style-type: none"> • Refer to Section 3.1. 			
USE RESTRICTIONS			
<ol style="list-style-type: none"> 1. Refer to Section 6.1 for additional product use restrictions. 2. Maximum Single Application Rate: 2.7 pt/A 3. REI: 24 hours 4. Minimum Application Interval: 7 days 5. Maximum Annual Rate: 5.4 pt/A <ol style="list-style-type: none"> a. DO NOT exceed 2.0 lb ai/A/year of paraquat-containing products. 6. DO NOT make more than 2 applications per year. 7. Pre-Harvest Interval (PHI): Harvest crop at normal maturity. 			

9.2 Noncrop Uses

Noncrop Uses Including the Following:			
Around commercial buildings	Pipeline pumping stations	Storage yards and other installations	
Electric transformer stations	Public airports	Similar noncrop areas	
Fence lines	Storage yards		
Target Weed	Rate pt/A	Application Timing	Use Directions
Refer to Section 7.0 .	1.7 – 2.7	Emergence of weeds	Apply as needed for weed control by a ground broadcast application or by a spot

			<p>treatment in a minimum of 10 gal/A of spray volume.</p> <p>See Section 4.4.4 for adjuvant recommendations.</p>
<p>Tank Mix Options:</p> <ul style="list-style-type: none"> Gramoxone 3LB can be tank mixed with other herbicides labeled for use on noncrop uses applied by the same methods at the same timings. Refer to Section 4.4.2 for tank-mix precautions. 			
<p>Resistance Management:</p> <ul style="list-style-type: none"> Refer to Section 3.1. 			
<p>Precaution:</p> <ul style="list-style-type: none"> Avoid contact with the foliage of ornamentals or desired plants. 			
<p>USE RESTRICTIONS</p>			
<ol style="list-style-type: none"> Refer to Section 6.1 for additional product use restrictions. Maximum Single Application Rate: 2.7 pt/A REI: 24 hours Minimum Application Interval: 7 days Maximum Annual Rate: 27.0 pt/A <ol style="list-style-type: none"> DO NOT exceed 10.0 lb ai/A/year of paraquat-containing products. DO NOT make more than 10 applications per year. Pre-Harvest Interval (PHI): Not Applicable 			

9.3 Tree Plantation Establishment

Crops (Including all cultivars, varieties, and/or hybrids of these)			
Conifers		Deciduous Trees	
Target Weed	Rate pt/A	Application Timing	Use Directions
Refer to Section 7.0.	1.3 – 2.7	Preplant	<p>Apply prior to planting as a preplant broadcast ground application with a minimum of 20 gal/A spray volume.</p> <p>Use the higher rate for heavier weed infestations.</p> <p>For improved burndown or residual control, tank mix Gramoxone 3LB with other herbicides labelled for this use.</p> <p>See Section 4.4.4 for adjuvant recommendations.</p>
<p>Tank Mix Options:</p> <ul style="list-style-type: none"> Gramoxone 3LB can be tank mixed with other herbicides labeled for use on tree plantation establishments applied by the same methods and at the same timings. Refer to Section 4.4.2 for tank-mix precautions. 			
<p>Resistance Management:</p> <ul style="list-style-type: none"> Refer to Section 3.1. 			
<p>Precaution:</p> <ul style="list-style-type: none"> Do not apply in less than 20 gal/A as weed control will be reduced. 			
USE RESTRICTIONS			
<ol style="list-style-type: none"> Refer to Section 6.1 for additional product use restrictions. Maximum Single Application Rate: 2.7 pt/A REI: 24 hours Minimum Application Interval: 7 days Maximum Annual Rate: 8.0 pt/A <ol style="list-style-type: none"> DO NOT exceed 3.0 lb ai/A/year of paraquat-containing products. DO NOT make more than 3 applications per year. Pre-Harvest Interval (PHI): Not Applicable 			

9.4 Tree, Windbreak, Shade, and Ornamental

Crops (Including all cultivars, varieties, and/or hybrids of these)			
Other shade and ornamental trees including arborvitae, ash, elm, fir, oak, pine, etc.			
Target Weed	Rate pt/A	Application Timing	Use Directions
Refer to Section 7.0.	1.7 – 2.7	Postemergence (Directed Spray)	<p>Apply as a directed spray by ground in a minimum of 10 gal/A spray volume.</p> <p>When used for control of mature woody weeds, perennial weeds, late germinating weeds, late germinating weeds and green</p>

			<p>suckers, retreatment or spot treatment may be necessary.</p> <p>Use a shield or wrap plant when spraying around young trees or vines.</p> <p>See Section 4.4.4 for adjuvant recommendations.</p>
<p>Tank-Mix Options:</p> <ul style="list-style-type: none"> Gramoxone 3LB can be tank mixed with other herbicides labeled for use on tree, windbreak, shade and ornamentals applied by the same methods and at the same timings. Refer to Section 4.4.2 for tank-mix precautions. 			
<p>Resistance Management:</p> <ul style="list-style-type: none"> Refer to Section 3.1. 			
<p>Precautions:</p> <ul style="list-style-type: none"> Do not allow spray to contact green stems (except suckers), or foliage. Use a shield or wrap plant when spraying around young trees or vines. 			
<p>USE RESTRICTIONS</p>			
<ol style="list-style-type: none"> Refer to Section 6.1 for additional product use restrictions. Maximum Single Application Rate: 2.7 pt/A REI: 24 hours Minimum Application Interval: 7 days Maximum Annual Rate: 13.3 pt/A <ol style="list-style-type: none"> DO NOT exceed 5.0 lb ai/A/year of paraquat-containing products. DO NOT make more than 5 applications per year. DO NOT graze treated areas. DO NOT feed cover crops grown in treated areas to livestock. Pre-Harvest Interval (PHI): Not Applicable 			

10.0 STORAGE AND DISPOSAL

STORAGE AND DISPOSAL

Do not contaminate water, food, or feed by storage or disposal.

Pesticide Storage

Store tightly closed in original container and in a locked place away from children and animals.

Pesticide Disposal

Pesticides wastes are acutely hazardous. Improper disposal of excess pesticide, spray mixture, or rinsate is a violation of Federal Law. If these wastes cannot be disposed of by use according to label instructions, contact your State Pesticide or Environmental Control Agency, or the Hazardous Waste representative at the nearest EPA Regional Office for guidance.

Container Handling [less than 120 gallons]

Nonrefillable container: **Do not reuse or refill this container.** Pressure rinse container promptly after emptying. Pressure rinse as follows: Empty the remaining contents into application equipment or a mix tank using the closed transfer system. While maintaining the closed system connection of this container to the application equipment or mix-tank, activate the pressure rinsing system on the closed system, and rinse at about 40 PSI for at least 45 seconds. Once pressure rinse has been stopped, allow container to drain for additional 30 seconds into the application equipment or mix-tank. Then offer for recycling if available or reconditioning if appropriate or puncture and dispose of in a sanitary landfill or by incineration.

Prior to offering for recycling, but only after the container has been emptied and pressure rinsed, the closed system valve must be removed from the product container. **DO NOT remove this valve** until after the product container has been rinsed and drained as described above. To remove closed system valve, use a mechanical device such as a strap wrench or adjustable pliers to turn the valve counter clockwise until the locking mechanism is released. The closed system valve is removed from the product container by unscrewing the valve in a counter clockwise direction until free from the product container. The closed system valve is not recyclable and should be discarded.

Container Handling [120 gallons or greater]

Refillable container. Refill this container with pesticide only. Do not reuse this container for any other purpose. Cleaning the container before final disposal is the responsibility of the person disposing of the container. Cleaning before refilling is the responsibility of the person refilling. To clean container before final disposal, empty the remaining contents from this container into application equipment or mix tank. Fill the container about 10 percent full with water. Agitate vigorously or recirculate water with the pump for 2 minutes. Pour or pump rinsate into application equipment or rinsate collection system. Repeat this rinsing procedure two more times. Then offer for recycling if available or puncture and dispose of in a sanitary

landfill, or by incineration, or by other procedures approved by state and local authorities. For help with any spill, leak or fire involving this material, call 1-800-888-8372. CONTAINER IS NOT SAFE FOR FOOD, FEED OR DRINKING WATER.

For help with any spill, leak or fire involving this material, call 1-800-888-8372.

CONTAINER IS NOT SAFE FOR FOOD, FEED OR DRINKING WATER.

11.0 CONDITIONS OF SALE AND LIMITATION OF WARRANTY AND LIABILITY

CONDITIONS OF SALE AND LIMITATION OF WARRANTY AND LIABILITY

NOTICE: Read the entire Directions for Use and Conditions of Sale and Limitation of Warranty and Liability before buying or using this product. If the terms are not acceptable, return the product at once, unopened, and the purchase price will be refunded.

The Directions for Use of this product must be followed carefully. It is impossible to eliminate all risks inherently associated with the use of this product. Crop injury, ineffectiveness or other unintended consequences may result because of such factors as manner of use or application, weather or crop conditions, presence of other materials or other influencing factors in the use of the product, which are beyond the control of SYNGENTA CROP PROTECTION, LLC or Seller. To the extent permitted by applicable law, Buyer and User agree to hold SYNGENTA and Seller harmless for any claims relating to such factors.

SYNGENTA warrants that this product conforms to the chemical description on the label and is reasonably fit for the purposes stated in the Directions for Use, subject to the inherent risks referred to above, when used in accordance with directions under normal use conditions. To the extent permitted by applicable law: (1) this warranty does not extend to the use of the product contrary to label instructions, or under conditions not reasonably foreseeable to or beyond the control of Seller or SYNGENTA, and (2) Buyer and User assume the risk of any such use. **TO THE EXTENT PERMITTED BY APPLICABLE LAW, SYNGENTA MAKES NO WARRANTIES OF MERCHANTABILITY OR OF FITNESS FOR A PARTICULAR PURPOSE NOR ANY OTHER EXPRESS OR IMPLIED WARRANTY EXCEPT AS WARRANTED BY THIS LABEL.**

To the extent permitted by applicable law, in no event shall SYNGENTA be liable for any incidental, consequential or special damages resulting from the use or handling of this product. **TO THE EXTENT PERMITTED BY APPLICABLE LAW, THE EXCLUSIVE REMEDY OF THE USER OR BUYER, AND THE EXCLUSIVE LIABILITY OF SYNGENTA AND SELLER FOR ANY AND ALL CLAIMS, LOSSES, INJURIES OR DAMAGES (INCLUDING CLAIMS BASED ON BREACH OF WARRANTY, CONTRACT,**

NEGLIGENCE, TORT, STRICT LIABILITY OR OTHERWISE) RESULTING FROM THE USE OR HANDLING OF THIS PRODUCT, SHALL BE THE RETURN OF THE PURCHASE PRICE OF THE PRODUCT OR, AT THE ELECTION OF SYNGENTA OR SELLER, THE REPLACEMENT OF THE PRODUCT.

SYNGENTA and Seller offer this product, and Buyer and User accept it, subject to the foregoing Conditions of Sale and Limitation of Warranty and Liability, which may not be modified except by written agreement signed by a duly authorized representative of SYNGENTA.

12.0 APPENDIX

12.1 Tank Mix Partner Table

Product Name	EPA Registration Number	Active Ingredient(s)
Acuron Herbicide	100-1466	S-metolachlor + mesotrione + bicyclopyrone + atrazine
Aim EC Herbicide	279-3241	carfentrazone
Basagran Herbicide	7969-45-1381	bentazon
Boundary 6.5 EC Herbicide	100-1162	S-metolachlor + metribuzin
Butyrac 200 Herbicide	42750-38	2,4-DB
DEF 6 Emulsifiable Defoliant	5481-9023	S,S,S-tributyl phosphorotrithioate
Dual Magnum Herbicide	100-816	S-metolachlor
FOLEX 6 EC	5481-504	S,S,S-tributyl phosphorotrithioate
Lexar EZ Herbicide	100-1414	S-metolachlor + mesotrione + atrazine
Lumax EZ Herbicide	100-1442	S-metolachlor + mesotrione + atrazine
Nufarm Ethephon 2 plant Growth Regulator (Alternate Brand Name: VERVE Plant Growth Regulator)	228-660	ethephon
PREP BRAND ETHEPHON FOR COTTON AND TOBACCO	264-418	ethephon
Pursuit Herbicide	241-310	imazethapyr
Sharpen Powered By Kixor Herbicide	7969-278	sulfentrazone
Storm Herbicide	70506-59	bentazon + acifluorfen
Warrant Herbicide	524-591	acetochlor

Warrior II with Zeon Technology	100-1295	lambda cyhalothrin
Zidua Herbicide	7969-338	pyroxasulfone

12.2 Rate Conversion Chart

Conversion Table			
Gramoxone 3LB to Be Applied			
Fluid Ounces	Pints	lb ai	Acres/Gallon
8.0	0.5	0.19	16.0
10.7	0.7	0.25	12.0
16.0	1.0	0.38	8.0
24.0	1.5	0.56	6.0
26.7	1.7	0.63	4.8
32.0	2.0	0.75	4.0
40.0	2.5	0.94	3.2
48.0	3.0	1.13	2.66
56.0	3.5	1.31	2.28
64.0	4.0	1.5	2.0

12.3 Gramoxone 3LB Use Summary Table [Optional Text]

[Start of Optional Text]

IMPORTANT: The table below is a summary of the Crop Use Directions for Gramoxone 3LB. However, it is important for the user to read and follow the complete instructions contained within this label.

NA-Not Applicable

NCH-Harvest crop at normal maturity.

Crop or Crop Group Subgroup with examples	Maximum Rate Per Application (lb ai/A)	Maximum Annual Application Rate (lb ai/A/year)	Minimum Application Interval Days	Pre-Harvest Interval (PHI days)
Agricultural Uses				
Alfalfa				
Preplant, Preemergence, Broadcast, or Banded Over-Row Application to No-Till Conventional Planting	1.0	1.0	7	NCH
New Seedlings Grown for Hay in California Only	0.5	0.5	NA	70
Between-Cuttings Treatment in Established Planting	0.25	0.75	Make only one application per cutting interval.	30
Dormant Season Applications	0.75	0.75	NA	42 for Region A 60 for Region B established plantings and newly established stand in Regions A and B
Artichoke, Globe				
	1.0	2.0	7	1
Asparagus				
	1.0	1.0	NA	6
Berries and Small Fruit				
Berries	1.0	1.0	7	NCH
Kiwifruit	1.0	2.0	7	14
Strawberries	0.5	1.5	7	21
Cacao				
	1.0	2.0	7	1
Cassava and Yam				
	0.5	Cassava: 1.5 Yam:	7	90

		1.0		
Cereal Grains	1.0	3.0	7	NCH
Barley Wheat Preemergence				
Citrus Fruits	1.0	5.0	7	NCH
Lemon Lime				
Coffee	1.0	5.0	7	NCH
Corn				
Preplant or Preemergence Application	1.0	3.0	7	NCH
Postemergence Directed Spray	0.5	1.5	7	NCH
Harvest Aid Broadcast	0.5	0.5	NA	7
Cotton				
Preplant, Preemergence,	1.0	3.0	7	NCH
Postemergence Directed Spray Application	0.5	1.5	14	NCH
Harvest Aid and Post-Harvest Application	0.5	0.5	7	Western Cotton: 7 All Others:3
Cucurbit Vegetables, Crop Group 9				
	1.0	2.5	14	NCH
Fallow and Chemical Fallow Applications	1.0	2.0	7	NA
Fruiting Vegetables				
Preplant and Preemergence, Crop Group 8, except Tomato	1.0	3.0	14	NCH
Post Directed Application Eggplants and Peppers	0.5	1.5	14	NCH
Okra	Pre: 1.0 Post: 0.5	2.0	14	21
Tomatoes	1.0	3.0	7	30

Ginger	1.0	6.0	30	14 for immature ginger roots 75 for mature ginger roots
Grapes	1.0	5.0	7	NCH
Grasses Grown for Seed	1.0	2.0	14	NA
Hops	0.5	1.5	7	14
Leafy, Vegetables, Brassica (Cole)				
Seeded or Transplanted	1.0	3.0	7	NCH
Tyfon	1.0	3.0	7	NCH
Leafy, Vegetables, Except Brassica Vegetables				
Seeded or Transplanted	1.0	3.0	7	NCH
Rhubarb, Dormant Season Application	1.0	2.0	7	NCH
Legume Vegetables Succulent or Dried				
Beans and Peas (Succulent)	1.0	3.0	7	NCH
Dry Bean and Pea (except Gaur Bean and Soybean) Harvest Aid	0.5	0.5	7	7
Pigeon Peas, Puerto Rico Only	0.5	0.5	NA	60
Guar	0.5	1.5	7	4
Mint, Dormant Season Application				
Mint, Dormant Season Application	0.75	0.75	7	NCH
Nongrass Animal Feed (Forage, Feed, Straw, Hay) Crop Group 18, except Alfalfa and Kudzu				
Nongrass Animal Feed (Forage, Feed, Straw, Hay) Crop Group 18, except Alfalfa and Kudzu	0.75	0.75	NA	60
Onion and Garlic				
Onion, Dry Bulb	1.0	1.5	7	60
Onion (Seeded) and Garlic	1.0	1.5	NA	60 200 (CA only)

Oilseed Crops				
Safflower	1.0	3.0	7	NCH
Sunflower	Preemergence: 1.0 Harvest Aid: 0.5	Preemergence: 3.0 Harvest Aid: 1.0	7	7
Pasture and Conservation Lands				
Conservation Reserve, Federal Set-Aside, Conservation Compliance Programs	1.0	2.0	7	NA
Pasture Reseeding	0.5	1.5	7	40
Control of Endophyte- Fungus in Forage Legume/Grass Pastures	0.5	1.0	10	NA
Juniper Species Leaf Moisture Reduction or Desiccation	0.5	1.5	7	NA
Native Pastures	0.45	0.45	7	NA
Peanuts				
Postemergence at cracking	0.25	0.25	7	NCH
Postemergence Ropewick Application	0.25	0.25	NA	30
Pome Fruits				
	1.0	5.0	7	NCH
Rice				
	1.0	1.0	7	NCH
Root and Tubers				
Carrots and Turnips	1.0	3.0	7	NCH
Sugarbeets	1.0	3.0	7	NCH
Taniers	Florida: 1.0 Puerto Rico: 0.5	1.5	Florida: 30 Puerto Rico 90	Florida: 180 Puerto Rico 90
Taro	0.75	1.5	7	180
Sorghum Grain				

Preplant or Preemergence Application	1.0	3.0	7	Forage: 20 Grain: 48
Postemergence Application	0.5	1.0	7	Forage: 20 Grain: 48
Soybean				
Preplant or Preemergence Application	1.0	1.5	7	Forage/ Hay: not before R3 Seed: NCH
Postemergence Application	Post Directed: 0.5 Spot treatment: 0.011lb/ gal Harvest Aid: 10.7 fl oz/A	Post Directed: 1.0 Harvest Aid: 0.25	14	Forage/Hay: 46 Harvest Aid: 15 Research trials and seed production: 3
Stone Fruit				
Stone Fruit	1.0	3.0	7	Peaches: 14 All Others: 28
Sugarcane	Louisiana: 0.75 Florida and Hawaii: 0.5 Harvest Aid in Florida and Texas ONLY: 0.25	Louisiana: 1.5 Florida and Hawaii: 1.0 Texas; 0.25	7	Louisiana: 30 All Others: NCH Harvest Aid: 3
Tree Nuts, Crop Group 14, and Pistachios	1.0	5.0	7	Pistachios 7 All others: NCH
Tropical and Subtropical Fruit				

Tropical and Subtropical Fruit with Edible Peel	Acerola, Figs, Olives : 1.0 All Others:0.94	Acerola and Figs: 5.0 Feijoa, Janoticaba, Starfruit, and Wax Jambu: 3.76 Olives: 4.0	Acerola, Figs, Olives, Guava: 7 Feijoa, Janoticaba, Starfruit, and Wax Jambu: 28	Guava: NCH Acerola: 28 Figs: 13 Olives: 13 All others: 14
Tropical and Subtropical Fruit with Inedible Peel	Avocado, Banana, Papaya, Pineapple: 1.0 All Others: 0.94	Avocado, Banana, Papaya: 5.0 Pineapple: 3.0 All Others: 3.76	Avocado, Banana, Papaya, Pineapple: 7 All Others: 28	Avocado, Banana, and Papaya: NCH Pineapple: 20 All Others: 14
Tuberous and Corm Vegetables				
	0.5	1.5	7	NCH
Non-Food Use Directions				
Easter Lilies	1.0	2.0	7	NCH
Noncrop Uses	1.0	10.0	7	NA
Tree Plantation Establishment	1.0	3.0	7	NA
Tree, Windbreak, Shade, and Ornamental	1.0	5.0	7	NA
Special Local Uses				
Citrus Hybrids, CA only	1.0	5.0	7	NCH
Cabbage and Lettuce FL Only	0.47	1.4	7	NCH
Cucurbits				
Cucurbits, CA Only	0.47	1.4	7	1
Cucurbits, DE Only	0.50	1.5	7	NCH
Cucurbits, GA, ME, MD, PA, and VA Only	0.50	1.5	7	NCH
Cucurbits, HI Only	0.50	1.5	7	8
Cucurbits, NJ Only	0.47	1.9	7	14

Cucurbits and Cabbage, OH Only	0.55	1.1	7	NCH
Cucurbits, TN Only	0.60	1.8	7	1
Melons, FL Only	0.94	1.9	7	NCH
Grapes, CA Only	0.50	0.5	NA	NCH
Grasses Grown for Seed, MN Only	0.55	0.75	7	NCH
Flowers, WA Only	0.94	1.8	7	NCH
Macadamia Nuts, HI Only	0.50	1.95	7	1
Peanuts FL and GA Only	0.94	1.9	7	NCH
Potato, ME Only	0.64	1.2	7	NCH
Strawberries, FL Only	0.50	1.5	7	NA
Sugarcane, LA Only	0.94	1.9	7	30
Tobacco KY, NC, and TN	0.94	1.9	7	NCH
Vegetable Vine Desiccation, DE and GA Only	0.75	1.5	7	NCH
Wheat, ID Only	0.19	0.19	NA	NCH

[End of Optional Text]

13.0 Special Local Uses

13.1 Citrus Hybrids, CA Only

Crops (Including all cultivars, varieties, and/or hybrids of these)			
Clementines Orange, Temple		Tangelos Tangors	
Target Weed	Rate pt/A	Application Timing	Use Directions
Refer to Section 7.0.	1.7 – 2.7	Postemergence (Directed Spray)	<p>For use in California Only.</p> <p>Apply as a ground directed spray in a minimum of 10 gal/A of spray volume.</p> <p>The recommended spray volume is minimum, and spray volumes should be increased as necessary to obtain complete coverage of the target weed or plant without runoff from the foliage.</p> <p>Make ground applications when the wind velocity favors on target product deposition, (approximately 3-10 mph). Do not apply when wind velocity exceeds 10 mph.</p> <p>See Section 4.4.4 of the Gramoxone 3LB for adjuvant recommendations.</p>
Tank Mix Options: <ul style="list-style-type: none"> Gramoxone 3LB can be tank mixed with other herbicides labeled for use on citrus hybrids applied by the same methods and at the same timings. Refer to Section 4.4.2 for tank-mix precautions in the Gramoxone 3LB label. 			
Resistance Management: <ul style="list-style-type: none"> Refer to Section 3.1. 			
Precaution: <ul style="list-style-type: none"> Use a shield or wrap plant when spraying around young trees. 			
USE RESTRICTIONS			
<ol style="list-style-type: none"> Refer to Section 6.1 for additional product use restrictions. Maximum Single Application Rate: 2.7 pt/A REI: 24 hours Minimum Application Interval: 7 days Maximum Annual Rate: 13.3 pt/A <ol style="list-style-type: none"> DO NOT exceed 5.0 lb ai/A/year of paraquat-containing products. DO NOT make more than 5 applications per year. DO NOT allow spray to contact green stems (except suckers), fruit or foliage. DO NOT apply when weather conditions favor drift from treated areas. DO NOT apply by ground equipment within 25 ft or by air within 75 ft of lakes, reservoirs, rivers, permanent streams, marshes or natural ponds, estuaries and commercial fish ponds. DO NOT apply this product through any type of irrigation system. DO NOT graze treated areas. DO NOT feed cover crops grown in treated areas to livestock. Pre-Harvest Interval (PHI): Harvest at normal crop maturity. 			

13.2 Cabbage and Lettuce, FL Only

Crops (Including all cultivars, varieties, and/or hybrids of these)			
Cabbage		Lettuce	
Target Weed	Rate pt/A	Application Timing	Use Directions
Refer to Section 7.0.	0.8 – 1.25	Postemergence (Directed Spray)	<p>For use in Florida Only</p> <p>Use to control weeds in row middles in cabbage (including tight head Chinese cabbage) and lettuce.</p> <p>Apply as a ground directed shielded spray in a minimum of 40 gal/A spray volume when weeds and grasses are succulent and weed growth is 1 to 6 inches high.</p> <p>Apply with conventional ground equipment directing spray between the rows and using shields to prevent spray contact with crop plants.</p> <p>For cabbage, add either: 1) a nonionic surfactant at 0.25% v/v (or 32 fl oz) per 100 gallons of spray mix, OR 2) a nonphytotoxic crop oil concentrate containing 15 to 20% approved emulsifier, at 1.0% v/v (1 gallon per 100 gallons) of the finished spray volume.</p> <p>For lettuce, add a nonionic surfactant at 0.25% v/v (or 32 fl oz) per 100 gallons of spray mix.</p> <p>Weeds emerging after application will not be controlled.</p> <p>See Section 4.4.4 of Gramoxone 3LB label for adjuvant recommendations.</p>
<p>Tank Mix Options:</p> <ul style="list-style-type: none"> Gramoxone 3LB can be tank mixed with other herbicides labeled for use on cabbage and lettuce applied by the same methods and at the same timings. Refer to Section 4.4.2 for tank-mix precautions in the Gramoxone 3LB label. 			
<p>Resistance Management:</p> <ul style="list-style-type: none"> Refer to Section 3.1. 			
<p>Precaution:</p> <ul style="list-style-type: none"> Do not allow spray to contact green stems or foliage, as injury may result. 			
USE RESTRICTIONS			
<ol style="list-style-type: none"> Refer to Section 6.1 for additional product use restrictions. Maximum Single Application Rate: 1.25 pt/A REI: 24 hours Minimum Application Interval: 7 days Maximum Annual Rate: 3.6 pt/A <ol style="list-style-type: none"> DO NOT exceed 1.4 lb ai/A/year of paraquat-containing products. DO NOT use where Gramoxone 3LB (or other paraquat dichloride containing product) has been used as a preplant preemergence spray. 			

7. **DO NOT** make more than 3 applications per year.
8. **DO NOT** apply this product through any type of irrigation system.
9. **DO NOT** allow animals to graze in treated areas.
10. Outer leaves should be stripped at the time of harvest.
11. **Pre-Harvest Interval (PHI):** Harvest crop at normal maturity.

13.3 Cucurbits

13.3.1 Cucurbits, CA Only

Crops (Including all cultivars, varieties, and/or hybrids of these)			
Chayote	Gherkin	Pumpkin	
Chinese waxgourd	Gourd, edible	Squash	
Citron melon	Muskmelon	Watermelon	
Cucumber	<i>Momordica spp</i>		
Target Weed	Rate pt/A	Application Timing	Use Directions
Refer to Section 7.0.	1.25	Postemergence (Directed Spray or Spot Spray)	For use in California Only for control of emerged weeds between rows after crop establishment. Apply as a ground directed spray or spot spray in a minimum of 20 gal/A of spray volume. Always add a nonionic surfactant containing 50% surface-active agent at 1-2 pt per 100 gallons of the finished spray volume. See Section 4.4.4 of the Gramoxone 3LB for adjuvant recommendations.
Tank Mix Options:			
<ul style="list-style-type: none"> • Gramoxone 3LB can be tank mixed with other herbicides labeled for use on cucurbits applied by the same methods and at the same timings. Refer to Section 4.4.2 for tank-mix precautions in the Gramoxone 3LB label. 			
Resistance Management:			
<ul style="list-style-type: none"> • Refer to Section 3.1. 			
Precaution:			
<ul style="list-style-type: none"> • Do not allow spray to contact cucurbit foliage or fruit as crop damage will occur and render fruit unfit for sale. 			
USE RESTRICTIONS			
<ol style="list-style-type: none"> 1. Refer to Section 6.1 for additional product use restrictions. 2. Maximum Single Application Rate: 1.25 pt/A 3. REI: 24 hours 4. Minimum Application Interval: 7 days 5. Maximum Annual Rate: 3.75 pt/A <ol style="list-style-type: none"> a. DO NOT exceed 1.4 lb ai/A/year of paraquat-containing products. 6. DO NOT make more than 3 applications per year. 7. DO NOT apply this product through any type of irrigation system (chemigation). 8. DO NOT allow animals to graze in treated areas. 9. Pre-Harvest Interval (PHI): 1 day 			

13.3.2 Cucurbits, DE Only

Crops (Including all cultivars, varieties, and/or hybrids of these)			
Cucumber Melons		Pumpkin Squash	
Target Weed	Rate pt/A	Application Timing	Use Directions
Refer to Section 7.0.	1.3	Postemergence (Directed Spray/Shield Spray)	<p>For use in Delaware Only for control or suppression of emerged weeds between rows after crop establishment.</p> <p>Apply as a directed/shielded spray application by air in a minimum of 20 gal/A of spray volume.</p> <p>Use precision directed spray equipment adjusted to prevent spray contact with crop plants.</p> <p>Do not exceed 30 psi nozzle pressure or spray under conditions which may cause excessive drift.</p> <p>Apply when weeds are 6" or less in height and actively growing.</p> <p>Add either: 1) A nonionic surfactant containing 75% or more surface-active agent at 0.25% v/v (2 pt per 100 gal), of the finished spray volume for ground applications, OR 2) Crop Oil Concentrate (non-phytotoxic) containing 15-20% approved emulsifier, at 1.0% v/v (1 gal per 100 gal) of the finished spray volume.</p> <p>See Section 4.4.4 of the Gramoxone 3LB for adjuvant recommendations.</p>
Tank Mix Options:			
<ul style="list-style-type: none"> Gramoxone 3LB can be tank mixed with other herbicides labeled for use on cucurbits applied by the same methods and at the same timings. Refer to Section 4.4.2 for tank-mix precautions in the Gramoxone 3LB label. 			
Resistance Management:			
<ul style="list-style-type: none"> Refer to Section 3.1. 			
Precaution:			
<ul style="list-style-type: none"> Do not allow spray to contact green stems or foliage, as injury may result. 			
USE RESTRICTIONS			
<ol style="list-style-type: none"> Refer to Section 6.1 for additional product use restrictions. Maximum Single Application Rate: 1.3 pt/A REI: 24 hours Minimum Application Interval: 7 days Maximum Annual Rate: 3.9 pt/A <ol style="list-style-type: none"> DO NOT exceed 1.5 lb ai/A/year of paraquat-containing products. DO NOT apply after bloom. DO NOT make more than 3 applications per year. DO NOT use on soils with less than 5% clay. DO NOT apply this product through any type of irrigation system. DO NOT allow animals to graze in treated areas. Pre-Harvest Interval (PHI): Harvest at normal crop maturity. 			

13.3.3 Cucurbits; GA, ME, MD, PA, and VA Only

Crops (Including all cultivars, varieties, and/or hybrids of these)			
Cucumber Melons		Pumpkin Squash	
Target Weed	Rate pt/A	Application Timing	Use Directions
Refer to Section 7.0.	1.25	Postemergence (Directed Spray)	<p>For use in Georgia, Maine, Maryland, Pennsylvania and Virginia Only</p> <p>Use for control or suppression of emerged weeds between rows after crop establishment.</p> <p>Apply as a ground directed spray in a minimum of 20 gal/A spray volume when weeds are succulent and weed growth is less than 6".</p> <p>Use precision directed spray equipment adjusted to prevent spray contact with crop plants.</p> <p>Always use a high quality non-ionic surfactant.</p> <p>Do not exceed 30 psi nozzle pressure or spray under conditions which may cause excessive drift.</p> <p>See Section 4.4.4 of the Gramoxone 3LB label for adjuvant recommendations.</p>
Tank Mix Options:			
<ul style="list-style-type: none"> Gramoxone 3LB can be tank mixed with other herbicides labeled for use on cucurbits applied by the same methods and at the same timings. Refer to Section 4.4.2 for tank-mix precautions in the Gramoxone 3LB label. 			
Resistance Management:			
<ul style="list-style-type: none"> Refer to Section 3.1. 			
Precaution:			
<ul style="list-style-type: none"> Do not allow spray to contact green stems or foliage, as injury may result. 			
USE RESTRICTIONS			
<ol style="list-style-type: none"> Refer to Section 6.1 for additional product use restrictions. Maximum Single Application Rate: 1.25 pt/A REI: 24 hours Minimum Application Interval: 7 days Maximum Annual Rate: 3.75 pt/A <ol style="list-style-type: none"> DO NOT exceed 1.4 lb ai/A/year of paraquat-containing products. DO NOT make more than 3 applications per year. DO NOT use on soils with less than 5% clay. DO NOT apply this product through any type of irrigation system. DO NOT allow animals to graze in treated areas. Pre-Harvest Interval (PHI): Harvest at normal crop maturity. 			

13.3.4 Cucurbits, HI Only

Crops (Including all cultivars, varieties, and/or hybrids of these)			
Cucumber Melons		Pumpkin Squash	
Target Weed	Rate pt/A	Application Timing	Use Directions
Refer to Section 7.0.	1.3	Postemergence (Directed/Sheilded Spray)	<p>For use in Hawaii Only</p> <p>Use for control or suppression of emerged weeds between rows after crop establishment.</p> <p>Apply as a ground directed spray in a minimum of 20 gal/A spray volume when weeds are 6" or less in height and actively growing.</p> <p>Always use a high quality non-ionic surfactant or a crop oil concentrate.</p> <p>Use properly configured precision spray equipment to avoid contact of spray with the crop.</p> <p>Use even flat fan tips at 20 to 30 psi pressure at the nozzle or use twin even flat spray or hollow cone spray tips at 30 psi pressure at the nozzle. Do not use tips that require higher operating pressures making spray droplets susceptible to drift. Do not use tips that product large droplets as performance will be reduced.</p> <p>Avoid excessive speed as it may cause spray to contact the crop when the boom bounces.</p> <p>See Section 4.4.4 of the Gramoxone 3LB label for adjuvant recommendations.</p>
Tank Mix Options: <ul style="list-style-type: none"> Gramoxone 3LB can be tank mixed with other herbicides labeled for use on cucurbits applied by the same methods and at the same timings. Refer to Section 4.4.2 for tank-mix precautions in the Gramoxone 3LB label. 			
Resistance Management: <ul style="list-style-type: none"> Refer to Section 3.1. 			
Precaution: <ul style="list-style-type: none"> Do not allow spray to contact green stems or foliage, as injury may result. 			
USE RESTRICTIONS			
<ol style="list-style-type: none"> Refer to Section 6.1 for additional product use restrictions. Maximum Single Application Rate: 1.3 pt/A REI: 24 hours Minimum Application Interval: 7 days Maximum Annual Rate: 3.9 pt/A <ol style="list-style-type: none"> DO NOT exceed 1.5 lb ai/A/year of paraquat-containing products. DO NOT apply after first bloom. DO NOT make more than 3 applications per year. DO NOT use on soils with less than 5% clay. DO NOT spray in high wind favoring drift into the crop. DO NOT apply this product through any type of irrigation system. 			

11. **DO NOT** allow animals to graze in treated areas.
 12. **Pre-Harvest Interval (PHI):** 8 days

13.3.5 Cucurbits, NJ Only

Crops (Including all cultivars, varieties, and/or hybrids of these)			
Cucumber Melons		Pumpkin Squash	
Target Weed	Rate pt/A	Application Timing	Use Directions
Refer to Section 7.0.	1.3	Postemergence (Directed Spray)	<p>For use in New Jersey Only</p> <p>Use for control or suppression of emerged weeds between rows after crop establishment.</p> <p>Apply as a ground directed spray in a minimum of 20 gal/A spray volume when weeds are 6" or less in height and actively growing.</p> <p>Use precision directed spray equipment adjusted to prevent spray contact with crop plants.</p> <p>Add either: 1) A non-ionic surfactant containing 75% or more surface active agent at 0.25% v/v (2 pt per 100 gal), of the finished spray volume for ground applications, OR 2) Crop Oil Concentrate (non-phytotoxic) containing 15-20% approved emulsifier, at 1.0% v/v (1 gal per 100 gal) of the finished spray volume.</p> <p>Do not exceed 30 psi nozzle pressure or spray under conditions which may cause excessive drift.</p> <p>See Section 4.4.4 of the Gramoxone 3LB label for adjuvant recommendations.</p>
<p>Tank Mix Options:</p> <ul style="list-style-type: none"> Gramoxone 3LB can be tank mixed with other herbicides labeled for use on cucurbits applied by the same methods and at the same timings. Refer to Section 4.4.2 for tank-mix precautions in the Gramoxone 3LB label. 			
<p>Resistance Management:</p> <ul style="list-style-type: none"> Refer to Section 3.1. 			
<p>Precaution:</p> <ul style="list-style-type: none"> Do not allow spray to contact green stems or foliage, as injury may result. 			
USE RESTRICTIONS			
<ol style="list-style-type: none"> Refer to Section 6.1 for additional product use restrictions. Maximum Single Application Rate: 1.3 pt/A REI: 24 hours Minimum Application Interval: 7 days Maximum Annual Rate: 3.9 pt/A <ol style="list-style-type: none"> DO NOT exceed 1.5 lb ai/A/year of paraquat-containing products. DO NOT apply after bloom. 			

7. **DO NOT** make more than 3 applications per year.
8. **DO NOT** use on soils with less than 5% clay.
9. **DO NOT** apply this product through any type of irrigation system.
10. **DO NOT** allow animals to graze in treated areas.
11. **Pre-Harvest Interval (PHI):** 14 days

13.3.6 Cucurbits and Cabbage, OH Only

Crops (Including all cultivars, varieties, and/or hybrids of these)			
Cabbage Cucumber		Melons Squash	
Target Weed	Rate pt/A	Application Timing	Use Directions
Refer to Section 7.0.	1.5	Postemergence (Directed/Shielded Spray)	<p>For use in Ohio Only</p> <p>Use for control or suppression of emerged weeds between rows after crop establishment.</p> <p>Apply as a ground directed spray in a minimum of 20 gal/A spray volume when weeds are succulent and weed growth is less than 6".</p> <p>Use precision directed spray equipment adjusted to prevent spray contact with crop plants.</p> <p>Always use a high quality non-ionic surfactant.</p> <p>Do not exceed 30 psi nozzle pressure or spray under conditions which may cause excessive drift.</p> <p>See Section 4.4.4 of the Gramoxone 3LB label for adjuvant recommendations.</p>
Tank Mix Options:			
<ul style="list-style-type: none"> • Gramoxone 3LB can be tank mixed with other herbicides labeled for use on cucurbits and cabbage applied by the same methods and at the same timings. Refer to Section 4.4.2 for tank-mix precautions in the Gramoxone 3LB label. 			
Resistance Management:			
<ul style="list-style-type: none"> • Refer to Section 3.1. 			
Precaution:			
<ul style="list-style-type: none"> • Do not allow spray to contact green stems or foliage, as injury may result. 			
USE RESTRICTIONS			
<ol style="list-style-type: none"> 1. Refer to Section 6.1 for additional product use restrictions. 2. Maximum Single Application Rate: 1.5 pt/A 3. REI: 24 hours 4. Minimum Application Interval: 7 days 5. Maximum Annual Rate: 3.0 pt/A <ol style="list-style-type: none"> a. DO NOT exceed 1.1 lb ai/A/year of paraquat-containing products. 6. DO NOT apply after bloom. 7. DO NOT make more than 3 applications per year. 8. DO NOT use on soils with less than 5% clay. 9. DO NOT apply this product through any type of irrigation system. 			

10. **DO NOT** allow animals to graze in treated areas.
 11. **Pre-Harvest Interval (PHI):** Harvest crop at normal harvest maturity.

13.3.7 Cucurbits, TN Only

Crops (Including all cultivars, varieties, and/or hybrids of these)			
Chayote		Gherkin	Pumpkin
Chinese waxgourd		Gourd, edible	Squash
Citron melon		Muskmelon	Watermelon
Cucumber		<i>Momordica spp</i>	
Target Weed	Rate pt/A	Application Timing	Use Directions
Refer to Section 7.0.	1.3 – 1.6	Postemergence (Directed Spray)	<p>For use in Tennessee Only for control of emerged weeds between rows after crop establishment.</p> <p>Apply as a ground directed or shielded spray in a minimum of 20 gal/A of spray volume when weeds are succulent and weed growth is less than 6".</p> <p>Use precision directed spray equipment adjusted to prevent spray contact with crop plants.</p> <p>Do not exceed 30 psi nozzle pressure or spray under conditions which may cause excessive drift.</p> <p>Always add a high quality nonionic surfactant.</p> <p>See Section 4.4.4 of the Gramoxone 3LB label for adjuvant recommendations.</p>
Tank Mix Options: <ul style="list-style-type: none"> Gramoxone 3LB can be tank mixed with other herbicides labeled for use on cucurbits applied by the same methods and at the same timings. Refer to Section 4.4.2 for tank-mix precautions in the Gramoxone 3LB label. 			
Resistance Management: <ul style="list-style-type: none"> Refer to Section 3.1. 			
Precaution: <ul style="list-style-type: none"> Do not allow spray to contact green stems or foliage, as injury may result. 			
USE RESTRICTIONS			
<ol style="list-style-type: none"> Refer to Section 6.1 for additional product use restrictions. Maximum Single Application Rate: 1.6 pt/A REI: 24 hours Minimum Application Interval: 7 days Maximum Annual Rate: 4.8 pt/A <ol style="list-style-type: none"> DO NOT exceed 1.8 lb ai/A/year of paraquat-containing products. DO NOT make more than 3 applications per year. DO NOT use on soils with less than 5% clay. DO NOT apply this product through any type of irrigation system (chemigation). DO NOT allow animals to graze in treated areas. Pre-Harvest Interval (PHI): 1 day 			

13.3.8 Melons, FL Only

Crops (Including all cultivars, varieties, and/or hybrids of these)			
Melons			
Target Weed	Rate pt/A	Application Timing	Use Directions
Refer to Section 7.0.	1.3 – 2.5	Postemergence (Directed/Shielded Spray)	<p>For use in Florida Only.</p> <p>For kill of emerged annual weeds and for top kill and suppression of emerged perennial weeds.</p> <p>Apply as a ground directed spray in a minimum of 40 gal/A spray volume when weeds are succulent and weed growth is 6" high.</p> <p>Apply with conventional ground equipment directing spray between the rows and use shields to prevent spray contact with crop plants.</p> <p>Add a nonionic surfactant at 16 to 32 fl oz per 100 gal of spray mix.</p> <p>Weeds and grasses emerging after application will not be controlled.</p> <p>See Section 4.4.4 of the Gramoxone 3LB label for adjuvant recommendations.</p>
<p>Tank Mix Options:</p> <ul style="list-style-type: none"> Gramoxone 3LB can be tank mixed with other herbicides labeled for use on melons applied by the same methods and at the same timings. Refer to Section 4.4.2 for tank-mix precautions in the Gramoxone 3LB label. 			
<p>Resistance Management:</p> <ul style="list-style-type: none"> Refer to Section 3.1. 			
<p>Precaution:</p> <ul style="list-style-type: none"> Do not allow spray to contact melon plants as excessive residue may result. 			
USE RESTRICTIONS			
<ol style="list-style-type: none"> Refer to Section 6.1 for additional product use restrictions. Maximum Single Application Rate: 2.5 pt/A REI: 24 hours Minimum Application Interval: 7 days Maximum Annual Rate: 5.0 pt/A <ol style="list-style-type: none"> DO NOT exceed 1.9 lb ai/A/year of paraquat-containing products. DO NOT make more than 3 application per year. DO NOT apply this product through any type of irrigation system. DO NOT allow animals to graze in treated areas. Pre-Harvest Interval (PHI): Harvest crop at normal harvest maturity. 			

13.4 Grapes, CA Only

Crops (Including all cultivars, varieties, and/or hybrids of these)			
Grapes			
Target Weed	Rate pt/A	Application Timing	Use Directions
Refer to Section 7.0.	0.7 – 1.3	Dormant Application	<p>For use only for use in California Only as a broadcast aerial application to dormant vines for control of emerged annual weeds.</p> <p>Apply in a minimum of 10 gal/A of spray volume when weeds are succulent and growth is 1 to 6”.</p> <p>Gramoxone 3LB can be applied by air for control of emerged annual weeds in grapes (dormant application).</p> <p>Add a nonionic surfactant containing 50% surface-active agent at 1-2 pt per 100 gallons of the finished spray volume.</p> <p>See Section 4.4.4 of the Gramoxone 3LB label for adjuvant recommendations.</p>
<p>Tank Mix Options:</p> <ul style="list-style-type: none"> Gramoxone 3LB can be tank mixed with other herbicides labeled for use on grapes applied by the same methods and at the same timings. Refer to Section 4.4.2 for tank-mix precautions in the Gramoxone 3LB label. 			
<p>Resistance Management:</p> <ul style="list-style-type: none"> Refer to Section 3.1. 			
<p>Precaution:</p> <ul style="list-style-type: none"> DO NOT apply if internal tissues of the buds are exposed as injury to the developing buds will result. 			
USE RESTRICTIONS			
<ol style="list-style-type: none"> Refer to Section 6.1 for additional product use restrictions. Maximum Single Application Rate: 1.3 pt/A REI: 12 hours Minimum Application Interval: Not Applicable Maximum Annual Rate: 1.3 pt/A <ol style="list-style-type: none"> DO NOT exceed 0.5 lb ai/A/year of paraquat-containing products. DO NOT make more than one application per year. Pre-Harvest Interval (PHI): Harvest crop at normal harvest maturity. 			

13.5 Grasses Grown for Seed, MN Only

Crops (Including all cultivars, varieties, and/or hybrids of these)			
Kentucky Bluegrass			
Target Weed	Rate pt/A	Application Timing	Use Directions
Refer to Section 7.0.	1.0 – 1.5	Post Harvest Desiccation	<p>For use in Minnesota Only on Kentucky bluegrass seed production fields as a post harvest application to facilitate burning.</p> <p>Apply 1-4 weeks after harvest and wait 3-7 days before burning fields.</p> <p>Apply by ground in a minimum of 10 gal/A of spray volume and by air in a minimum of 5 gal/A spray volume.</p> <p>Add a nonionic surfactant at a rate of 1 pint per 100 gallons (75% or greater surface active ingredient) or 2 pints per 100 gallons (50-74% surface active ingredient).</p> <p>See Section 4.4.4 of the Gramoxone 3LB label for adjuvant recommendations.</p>
Tank Mix Options: <ul style="list-style-type: none"> Gramoxone 3LB can be tank mixed with other herbicides labeled for use on grasses grown for seed applied by the same methods and at the same timings. Refer to Section 4.4.2 for tank-mix precautions in the Gramoxone 3LB label. 			
Resistance Management: <ul style="list-style-type: none"> Refer to Section 3.1. 			
Precaution: <ul style="list-style-type: none"> Do not apply if internal tissues of the buds are exposed as injury to the developing buds will result. 			
USE RESTRICTIONS			
<ol style="list-style-type: none"> Refer to Section 6.1 for additional product use restrictions. Maximum Single Application Rate: 1.5 pt/A REI: 24 hours Minimum Application Interval: 7 days Maximum Annual Rate: 3.0 pt/A <ol style="list-style-type: none"> DO NOT exceed 0.75 lb ai/A/year of paraquat-containing products. DO NOT make more than 2 application per year. DO NOT apply this product through any type of irrigation system. DO NOT graze or feed hay from treated fields prior to burning. Pre-Harvest Interval (PHI): Harvest at normal crop maturity. 			

13.6 Flowers, WA Only

Crops (Including all cultivars, varieties, and/or hybrids of these)			
Iris	Narcissus		Tulip
Target Weed	Rate pt/A	Application Timing	Use Directions
Refer to Section 7.0.	1.3 – 2.5	Prior to bulb emergence	<p>For use in Washington Only for control of annual and broadleaf weeds and grasses in tulips, narcissus and iris.</p> <p>Apply by ground as a broadcast spray in a minimum of 30 gal/A.</p> <p>When using this product in Eastern Washington, refer to the Washington State Department of Agriculture's restrictions on the use of desiccant herbicides.</p> <p>Apply by ground as a broadcast spray in a minimum of 30 gal/A.</p> <p>Add a nonionic surfactant at least 50% surface active ingredient at 1-2 pints per 100 gallons of dilute spray.</p> <p>It is essential to obtain complete coverage of target weeds to get adequate control.</p> <p>See Section 4.4.4 of the Gramoxone 3LB label for adjuvant recommendations.</p>
Tank Mix Options: <ul style="list-style-type: none"> Gramoxone 3LB can be tank mixed with other herbicides labeled for use on flowers applied by the same methods and at the same timings. Refer to Section 4.4.2 for tank-mix precautions in the Gramoxone 3LB label. 			
Resistance Management: <ul style="list-style-type: none"> Refer to Section 3.1. 			
USE RESTRICTIONS			
<ol style="list-style-type: none"> Refer to Section 6.1 for additional product use restrictions. Maximum Single Application Rate: 2.5 pt/A REI: 24 hours Minimum Application Interval: 7 days Maximum Annual Rate: 5.0 pt/A <ol style="list-style-type: none"> DO NOT exceed 1.8 lb ai/A/year of paraquat-containing products. DO NOT make more than 2 application per year. DO NOT apply this product through any type of irrigation system. Pre-Harvest Interval (PHI): Harvest crop at normal harvest maturity. 			

13.7 Macadamia Nuts, HI Only

Crops (Including all cultivars, varieties, and/or hybrids of these)			
Macadamia Nuts			
Target Weed	Rate pt/A	Application Timing	Use Directions
Refer to Section 7.0.	1.3	Postemergence (Directed Spray)	<p>For use in Hawaii Only to control weeds while macadamia nuts are on the ground.</p> <p>Apply as a ground directed spray application in a minimum of 30-150 gal/A of spray volume when weeds and grasses are 1-6" high.</p> <p>Add Spreader (nonionic) at 8 to 32 fl oz per 100 gallons.</p> <p>Treatments should be made immediately after harvest to minimize the number of nuts on the ground at the time of application.</p> <p>For mature woody weeds, green suckers, late germinating weeds and grasses and for perennials – retreatment or spot treatment may be necessary.</p> <p>See Section 4.4.4 of the Gramoxone 3LB label for adjuvant recommendations.</p>
<p>Tank Mix Options:</p> <ul style="list-style-type: none"> Gramoxone 3LB can be tank mixed with other herbicides labeled for use on macadamia nuts applied by the same methods and at the same timings. Refer to Section 4.4.2 for tank-mix precautions in the Gramoxone 3LB label. 			
<p>Resistance Management:</p> <ul style="list-style-type: none"> Refer to Section 3.1. 			
<p>Precautions:</p> <ul style="list-style-type: none"> Do not allow spray to contact green stems or foliage, as injury may result. Do not spray under windy conditions and use a shield for young trees. 			
USE RESTRICTIONS			
<ol style="list-style-type: none"> Refer to Section 6.1 for additional product use restrictions. Maximum Single Application Rate: 1.3 pt/A REI: 24 hours Minimum Application Interval: 7 days Maximum Annual Rate: 5.2 pt/A <ol style="list-style-type: none"> DO NOT exceed 1.95 lb ai/A/year of paraquat-containing products. DO NOT make more than 4 application per year. DO NOT apply this product through any type of irrigation system. DO NOT allow animals to graze on treated areas. Pre-Harvest Interval (PHI): 1 day 			

13.8 Peanuts, FL and GA Only

Crops (Including all cultivars, varieties, and/or hybrids of these)			
Peanuts			
Target Weed	Rate pt/A	Application Timing	Use Directions
Refer to Section 8.0.	1.25 – 2.5	Prior to planting	<p>For use in Georgia and Florida Only for burndown of weeds in peanut fields prior to planting.</p> <p>Apply as a ground broadcast application in a minimum of 10 gal/A of spray volume.</p> <p>Use the higher rate on dense populations and/or on larger or harder to control weeds. Apply when weeds are actively growing and between 1" to 6" in height. Vegetation 6" or taller may not be controlled.</p> <p>Always add either: 1) Nonionic surfactant containing 80% or more surface agent at 0.25% v/v (2 pints per 100 gallons), of the finished spray volume, OR 2) crop oil concentrate (nonphytotoxic) containing 15 to 20% approved emulsifier, at 1% v/v (1 gallon per 100 gallons) of the finished spray volume.</p>
Tank-Mix Options: <ul style="list-style-type: none"> Gramoxone 3LB may be tank-mixed with other herbicides registered for this use for improved weed control. 			
Resistance Management: <ul style="list-style-type: none"> Refer to Section 3.1. 			
Precautions: <ul style="list-style-type: none"> Weeds emerging after application will not be controlled. 			
USE RESTRICTIONS			
<ol style="list-style-type: none"> Refer to Section 7.1 for additional product use restrictions. Maximum Single Application Rate: 2.5 pt/A REI: 24 hours Minimum Application Interval: 7 days Maximum Annual Rate: 5.0 pt/A <ol style="list-style-type: none"> DO NOT exceed 1.9 lb ai/A/year of paraquat -containing products. DO NOT make more than 2 application per year. DO NOT apply this product by air. Pre-Harvest Interval (PHI): NA 			

13.9 Potato, ME Only

Crops (Including all cultivars, varieties, and/or hybrids of these)			
Potato			
Target Weed	Rate pt/A	Application Timing	Use Directions
Refer to Section 7.0.	1.7	Postemergence Desiccation 5 days minimum application interval	<p>For use in Maine Only for desiccation of potato plants to control late blight disease.</p> <p>This is a CROP DESTROY use. Crop must be destroyed and tubers not allowed to enter channels of trade. All tubers must be disked-in after desiccation</p> <p>Apply as a ground broadcast over-the-top application of infected plants in a minimum of 20 gal/A of spray volume.</p> <p>Add a nonionic surfactant at 1.0 quart per 100 gallons of spray mix.</p> <p>Make a second application if necessary to obtain additional desiccation where vine growth is dense.</p> <p>See Section 4.4.4 of the Gramoxone 3LB label for adjuvant recommendations.</p>
Tank Mix Options: <ul style="list-style-type: none"> Gramoxone 3LB can be tank mixed with other herbicides labeled for use on potatoes applied by the same methods and at the same timings. Refer to Section 4.4.2 for tank-mix precautions in the Gramoxone 3LB label. 			
Resistance Management: <ul style="list-style-type: none"> Refer to Section 3.1. 			
USE RESTRICTIONS			
<ol style="list-style-type: none"> Refer to Section 6.1 for additional product use restrictions. Maximum Single Application Rate: 1.7 pt/A REI: 24 hours Minimum Application Interval: 5 days Maximum Annual Rate: 3.4 pt/A <ol style="list-style-type: none"> DO NOT exceed 1.2 lb ai/A/year of paraquat-containing products. DO NOT make more than 2 application per year. This is a CROP DESTROY use. Crop must be destroyed and tubers not allowed to enter channels of trade. All tubers must be disked-in after desiccation. DO NOT apply this product through any type of irrigation system. DO NOT graze livestock in treated area. Pre-Harvest Interval (PHI): Harvest crop at normal maturity. 			

13.10 Strawberries, FL Only

Crops (Including all cultivars, varieties, and/or hybrids of these)			
Strawberries			
Target Weed	Rate pt/A	Application Timing	Use Directions
Refer to Section 7.0.	1.3	Post-Harvest	<p>For use in Florida Only for desiccation of strawberry plants following harvest.</p> <p>Apply as a ground broadcast application in a minimum of 30 gal/A spray volume.</p> <p>Always use one of the following: 1) A nonionic surfactant containing 75% or more surface-active agent at 0.125% v/v (1 pint per 100 gallons) or a nonionic surfactant containing 50-74% surface-active agent at 0.25% v/v (2 pints per 100 gallons), of the finished spray volume, OR 2) A crop oil concentrate (nonphytotoxic) containing 15-20% approved emulsifier, at 1.0% v/v (1 gal/100 gallons) of the finished spray volume.</p> <p>Use flat fan nozzles for the most effective application.</p> <p>See Section 4.4.4 of the Gramoxone 3LB label for adjuvant recommendations.</p>
Tank Mix Options: <ul style="list-style-type: none"> Gramoxone 3LB can be tank mixed with other herbicides labeled for use on strawberries applied by the same methods and at the same timings. Refer to Section 4.4.2 for tank-mix precautions in the Gramoxone 3LB label. 			
Resistance Management: <ul style="list-style-type: none"> Refer to Section 3.1. 			
USE RESTRICTIONS			
<ol style="list-style-type: none"> Refer to Section 6.1 for additional product use restrictions. Maximum Single Application Rate: 1.3 pt/A REI: Minimum Application Interval: 7 days Maximum Annual Rate: 3.9 pt/A <ol style="list-style-type: none"> DO NOT exceed 1.5 lb ai/A/year of paraquat-containing products. DO NOT make more than 3 application per year. DO NOT use treated fruit for human or animal consumption. DO NOT apply when weather conditions favor drift from treated areas. DO NOT apply this product through any type of irrigation system. DO NOT graze livestock in treated area. Pre-Harvest Interval (PHI): For use only on fields where harvest operations have finished for season. 			

13.11 Sugarcane, LA Only

Crops (Including all cultivars, varieties, and/or hybrids of these)			
Sugarcane			
Target Weed	Rate pt/A	Application Timing	Use Directions
Annual ryegrass and other weeds (Refer to Section 7.0.)	1.3 – 2.5	Preemergence or Early Postemergence – 4 leaves or less	<p>For use in Louisiana Only for control of annual ryegrass and other weeds prior to or after crop emergence (but only when sugarcane has no more than four leaves).</p> <p>Apply as a broadcast application by ground in a minimum of 10 gal/A spray volume or by air in a minimum of 5 gal/A spray volume.</p> <p>For best results, apply when weeds and grasses are succulent and weed growth is 1 to 6". Use the higher specified rate for larger weeds.</p> <p>Add a nonionic surfactant or crop oil concentrate to the spray mixture. Add either: 1) A nonionic surfactant containing 75% or more surface-active agent at 0.125% v/v (1 pint per 100 gallons) OR 2) add a nonionic surfactant containing 50-74% surface-active agent at 0.25% v/v (2 pints per 100 gallons), of the finished spray volume, OR 2) A crop oil concentrate (nonphytotoxic) containing 15-20% approved emulsifier, at 1.0% v/v (1 gal/100 gallons) of the finished spray volume for ground applications.</p> <p>For aerial applications, add 1) a nonionic surfactant at 0.25% v/v (2 pt per 100 gallons) of the finished spray volume, OR 2) A crop oil concentrate (nonphytotoxic) containing 15-20% approved emulsifier, at 1.0 v/v (1 gallon per 100 gallons) of the finished spray volume for ground applications. For aerial applications, add 1 pt of crop oil concentrate per acre.</p> <p>See Section 4.4.4 of the Gramoxone 3LB label for adjuvant recommendations.</p>
Tank-Mix Options:			
<ul style="list-style-type: none"> For improved burndown and residual control, tank mix Gramoxone 3LB with atrazine or diuron (Karmex® or Direx®). Refer to Section 4.4.2 for tank-mix precautions in the Gramoxone 3LB label. 			
Resistance Management:			
<ul style="list-style-type: none"> Refer to Section 3.1. 			
Precaution:			
<ul style="list-style-type: none"> Failure to add a nonionic surfactant or crop oil concentrate will result in reduced performance of 			

Gramoxone 3LB.

USE RESTRICTIONS

1. Refer to **Section 6.1** for additional product use restrictions.
2. **Maximum Single Application Rate:** 2.5 pt/A
3. **REI:** 24 hours
4. **Minimum Application Interval:** 7 days
5. **Maximum Annual Rate:** 5.0 pt/A
 - a. **DO NOT** exceed 1.9 lb ai/A/year of paraquat-containing products.
6. **DO NOT** make more than 2 application per year.
7. **DO NOT** apply this product through any type of irrigation system.
8. **DO NOT** graze treated areas of feed treated forage to livestock.
9. **Pre-Harvest Interval (PHI):** 30 days

13.12 Tobacco; KY, NC, and TN Only

Crops (Including all cultivars, varieties, and/or hybrids of these)

Tobacco

Target Weed	Rate pt/A	Application Timing	Use Directions
Refer to Section 7.0.	1.6 – 2.5	Spring, prior to tobacco transplant	<p>For use in Kentucky, North Carolina and Tennessee Only for burndown of weeds and cover crops prior to transplant.</p> <p>Use the higher rate on dense populations and/or on larger or harder to control weeds.</p> <p>Apply as a broadcast ground application in a minimum of 10 gal/A spray volume.</p> <p>Use the higher rate on dense populations and/or on larger or harder to control weeds. Apply when weeds or cover crop are actively growing and between 1" to 6" in height. Vegetation 6" or taller may not be controlled.</p> <p>Add either: 1) A nonionic surfactant containing 75% or more surface active agent at 0.25% v/v (2 pt per 100 gallons), of the finished spray volume for ground applications, OR 2) A Crop Oil Concentrate (non-phytotoxic) containing 15-20% approved emulsifier, at 1.0 v/v (1 gallon per 100 gallons) of the finished spray volume.</p> <p>See Section 4.4.4 of the Gramoxone 3LB label for adjuvant recommendations.</p>

Tank-Mix Options:

- Gramoxone 3LB may be tank-mixed with other herbicides registered for this use for improved burndown. Refer to **Section 4.4.2** for tank-mix precautions in the Gramoxone 3LB label.

Resistance Management:

- Refer to **Section 3.1.**

Precaution:
<ul style="list-style-type: none"> Weeds that emerge after the application will not be controlled.
USE RESTRICTIONS
<ol style="list-style-type: none"> Refer to Section 6.1 for additional product use restrictions. Maximum Single Application Rate: 2.5 pt/A REI: 24 hours Minimum Application Interval: 7 days Maximum Annual Rate: 4.0 pt/A <ol style="list-style-type: none"> DO NOT exceed 1.5 lb ai/A/year of paraquat-containing products. DO NOT make more than 2 application per year. DO NOT graze treated areas of feed treated cover crops to livestock. Pre-Harvest Interval (PHI): Harvest crop at normal maturity.

13.13 Vegetable Vine Desiccation, DE and GA Only

Crops (Including all cultivars, varieties, and/or hybrids of these)			
Vegetable Vine			
Target Weed	Rate pt/A	Application Timing	Use Directions
Refer Section 7.0.	1.5 – 2.0	Post-Harvest	<p>For use in Delaware and Georgia Only for post-harvest desiccation of vegetable vines.</p> <p>Apply as a broadcast spray over-the-top of plants following harvest by ground application in a minimum of 10 gal/A spray volume.</p> <p>Add a nonionic surfactant at 1 qt per 100 gallons of spray mix.</p> <p>See Section 4.4.4 of the Gramoxone 3LB label for adjuvant recommendations.</p>
Tank Mix Options:			
<ul style="list-style-type: none"> Gramoxone 3LB can be tank mixed with other herbicides labeled for use on vegetable vine desiccation applied by the same methods and at the same timings. Refer to Section 4.4.2 for tank-mix precautions in the Gramoxone 3LB label. 			
Resistance Management:			
<ul style="list-style-type: none"> Refer to Section 3.1. 			
USE RESTRICTIONS			
<ol style="list-style-type: none"> Refer to Section 6.1 for additional product use restrictions. Maximum Single Application Rate: 2.0 pt/A REI: 24 hours Minimum Application Interval: 7 days Maximum Annual Rate: 4.0 pt/A <ol style="list-style-type: none"> DO NOT exceed 1.5 lb ai/A/year of paraquat-containing products. DO NOT make more than 2 application per year. DO NOT apply this product through any type of irrigation system. DO NOT graze livestock in treated area. Pre-Harvest Interval (PHI): Harvest crop at normal maturity. 			

13.14 Wheat, ID Only

Crops (Including all cultivars, varieties, and/or hybrids of these)			
Wheat			
Target Weed	Rate pt/A	Application Timing	Use Directions
<p><u>Suppression:</u></p> <p>Downy brome</p> <p>Rye</p>	<p><u>Downy Brome</u></p> <p>0.5</p> <p><u>Rye</u></p> <p>0.33 – 0.5</p>	<p>Postemergence (Directed Spray)</p>	<p>For use in Idaho Only as a salvage spray to be used only when wheat production is in danger of being severely reduced by rye or downy brome (cheatgrass) competition and where reseeding is the only other alternative.</p> <p>Apply as a postemergence broadcast either by ground application in a minimum of 20 gal/A spray volume or by air in a minimum of 5 gal/A spray volume.</p> <p>Apply after wheat plants have developed five tillers or six inches in height in the spring and prior to emergence of the head from the boot.</p> <p>Add a nonionic surfactant containing at least 50% surface active ingredient at 1-2 pt per 100 gal of dilute spray.</p> <p>See Section 4.4.4 of the Gramoxone 3LB label for adjuvant recommendations.</p>
<p>Tank Mix Options:</p> <ul style="list-style-type: none"> Gramoxone 3LB can be tank mixed with other herbicides labeled for use on wheat applied by the same methods and at the same timings. Refer to Section 4.4.2 for tank-mix precautions in the Gramoxone 3LB label. 			
<p>Resistance Management:</p> <ul style="list-style-type: none"> Refer to Section 3.1. 			
<p>Precaution:</p> <ul style="list-style-type: none"> Failure to comply with these instructions increases the chance of crop injury and may result in illegal Gramoxone 3LB residue in the grain. Yield reductions may occur at any stage of growth. Yield reductions can be expected in exchange for improved grain quality. 			
USE RESTRICTIONS			
<ol style="list-style-type: none"> Refer to Section 6.1 for additional product use restrictions. Maximum Single Application Rate: 0.5 pt/A REI: 24 hours Minimum Application Interval: Not Applicable Maximum Annual Rate: 0.5 pt/A <ol style="list-style-type: none"> DO NOT exceed 0.19 lb ai/A/year of paraquat-containing products. DO NOT make more than 1 application per year. DO NOT apply this product through any type of irrigation system. DO NOT graze treated fields or feed treated forage or straw to livestock. Pre-Harvest Interval (PHI): Harvest crop at normal maturity. 			

Acuron®, Acuron® Flexi, Boundary®, Gramoxone®, Lexar® EZ, and Lumax® EZ, the ALLIANCE FRAME, the SYNGENTA Logo, and the PURPOSE ICON are Trademarks of a Syngenta Group Company

Aim® EC Herbicide trademark of FMC Corporation.

Viton® trademark of E. I. du Pont de Nemours & Company, Inc.

Basagran®, Pursuit®, Sharpen® Powered By Kixor® Herbicide, and Zidua® Herbicide trademarks of BASF Ag Products

Ethephon® trademark of Micro Flo Company LLC

DEF 6 Emulsifiable Defoliant trademark of AMVAC CHEMICAL CORPORATION.

Nufarm Ethephon 2 Plant Growth Regulator trademark of NUFARM AMERICAS, INC.

FOLEX®6 EC trademark of AMVAC CHEMICAL CORPORATION.

PREP BRAND ETHEPHON FOR COTTON AND TOBACCO and Warrant® Herbicide trademarks of BAYER CROPS SCIENCE LP.

Storm® Herbicide trademark of UPL NA, INC.

Butyrac® 200 Herbicide trademark of ALBAUGH, LLC.




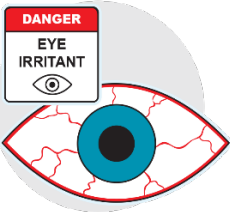


©20XX Syngenta

<p>For non-emergency (e.g., current product information), call Syngenta Crop Protection at 1-800-334-9481.</p>
--

Manufactured for:
Syngenta Crop Protection, LLC
P.O. Box 18300
Greensboro, North Carolina, 27419-8300

Gramoxone 3 LB 1652 MAS 0121 AMEND-B JUL2021-CL - di - 7/21/2021
000100-01652.20210714B.GRAMOXONE_3LB.AMEND.JUL2021-CL







[PPSR Sticker]
Product Package Safety Requirements

<p>NEVER TRANSFER THIS PRODUCT INTO FOOD OR BEVERAGE CONTAINERS OR CONTAINERS NOT EXPLICITLY INTENDED FOR PESTICIDES.</p>	<p>NUNCA TRANSFIERA ESTE PRODUCTO A RECIPIENTES PARA COMIDA O DE BEBIDAS O RECIPIENTES NO EXPLÍCITAMENTE PREVISTOS PARA PLAGIDAS.</p>	
<p>ONE SIP CAN KILL.</p>	<p>UN SORBO PUEDE CAUSAR LA MUERTE.</p>	
<p>CONTACT WITH SKIN MAY RESULT IN POISONING.</p>	<p>EL CONTACTO CON LA PIEL PUEDE CAUSAR ENVENENAMIENTO.</p>	
<p>EXPOSURE TO EYES MAY CAUSE SUBSTANTIAL EYE INJURY.</p>	<p>EXPOSICIÓN A LOS OJOS PUEDE CAUSAR LESIONES SUSTANCIALES EN LOS OJOS.</p>	
<p>PARAQUAT SHOULD ALWAYS BE STORED TIGHTLY CLOSED IN ORIGINAL CONTAINER, AND IN A LOCKED PLACE AWAY FROM CHILDREN AND ANIMALS.</p>	<p>EL PARAQUAT DEBE ALMACENARSE SIEMPRE CERRADO EN SU RECIPIENTE ORIGINAL, Y EN UN LUGAR CERRADO, ALEJADO DE NIÑOS Y ANIMALES.</p>	
<p>READ ENTIRE LABEL PRIOR TO USING THIS PRODUCT.</p>	<p>LEA LA ETIQUETA COMPLETA ANTES DE USAR ESTE PRODUCTO.</p>	

[Counter Card]

Gramoxone 3LB contains the active ingredient paraquat dichloride (paraquat). People have died from accidentally drinking paraquat containing products that had been transferred into a beverage container, such as a water bottle or other drink bottle. It is also highly corrosive and can cause severe skin and eye damage including 3rd degree burns. Inhalation exposure may result in serious respiratory effects. FATAL if swallowed or inhaled.

Proper storage and handling

					
<p>NEVER TRANSFER GRAMOXONE 3LB INTO FOOD OR BEVERAGE CONTAINERS OR CONTAINERS NOT EXPLICITLY INTENDED FOR GRAMOXONE 3LB.</p>	<p>ONE SIP CAN KILL.</p>	<p>CONTACT WITH SKIN MAY RESULT IN POISONING.</p>	<p>EXPOSURE TO EYES MAY CAUSE SUBSTANTIAL EYE INJURY.</p>	<p>PARAQUAT SHOULD ALWAYS BE STORED TIGHTLY CLOSED IN ORIGINAL CONTAINER, AND IN A LOCKED PLACE AWAY FROM CHILDREN AND ANIMALS.</p>	<p>READ ENTIRE LABEL PRIOR TO USING THIS PRODUCT.</p>

DISREGARDING LABEL DIRECTIONS IS A VIOLATION OF FEDERAL LAW AND IS PUNISHABLE AS SUCH.

Requirements for Use

- **TO PREVENT SEVERE INJURY OR DEATH, FOLLOW ALL LABEL REQUIREMENTS.**
- **TO BE USED BY CERTIFIED APPLICATORS ONLY – NOT TO BE USED BY NONCERTIFIED PERSONS WORKING UNDER THE SUPERVISION OF A CERTIFIED APPLICATOR.**
- Applicators and other handlers (other than Mixers and Loaders) must wear long-sleeve shirt and long pants, shoes plus socks, protective eyewear, chemical-resistant gloves (made of: barrier laminate, butyl rubber ≥ 14 mils, nitrile rubber ≥ 14 mils, neoprene rubber ≥ 14 mils, natural rubber ≥ 14 mils, polyethylene, polyvinyl chloride (PVC) ≥ 14 mils, or Viton® ≥ 14 mils), and a NIOSH-approved particulate respirator with any N, R, or P filter, NIOSH approval number prefix TC-84A, or a NIOSH-approved powered air-purifying respirator with an HE filter with NIOSH approval number prefix TC-21C.
- Mixers and Loaders must wear long-sleeve shirt and long pants, shoes plus socks, chemical-resistant gloves (made of: barrier laminate, butyl rubber ≥ 14 mils, nitrile rubber ≥ 14 mils, neoprene rubber ≥ 14 mils, natural rubber ≥ 14 mils, polyethylene, polyvinyl chloride (PVC) ≥ 14 mils, or Viton® ≥ 14 mils), chemical-resistant apron, face shield, and a NIOSH-approved particulate respirator with any N, R, or P filter, NIOSH approval number prefix TC-84A, or a NIOSH-approved powered air-purifying respirator with an HE filter with NIOSH approval number prefix TC-21C.

- Remove clothing/PPE immediately if pesticide gets inside. Then wash thoroughly and put on clean clothing.
- Remove and wash contaminated clothing before wearing again.
- Discard clothing and other absorbent materials that have been drenched or heavily contaminated with paraquat. Do not reuse them. Follow the manufacturer's instructions for cleaning/maintaining PPE. If no such instructions for washing PPE exists, use detergent and hot water.
- Keep and wash PPE separately from other laundry.
- Refer to the product label for more information.
- **DO NOT** tank mix this product with any pest control products other than those listed on the Gramoxone 3LB label. Gramoxone 3LB is compatible with the tank mix partners listed on this label.

First Aid

- **If inhaled:** Move person to fresh air. If person is not breathing, call 911 or an ambulance. Call a poison control center or doctor for further treatment advice. The odor of this product is from the alerting agent, which has been added, not from the paraquat.
- **If in eyes:** Hold eye open and rinse slowly and gently with clean water for 15-20 minutes. Remove contact lenses, if present, after the first 5 minutes, then continue rinsing eye. Call a poison control center or doctor for treatment advice.
- **If swallowed: SPEED IS ESSENTIAL. Immediate medical attention is required.** Administer either activated charcoal (100g for adults or 2g/kg body weight in children) or Fuller's Earth (15% solution; 1 liter for adults or 15ml/kg body weight in children). **DO NOT USE SUPPLEMENTAL OXYGEN. Call a poison control center or doctor IMMEDIATELY for treatment advice.** Do not give anything by mouth to an unconscious person. Have person sip a glass of water if able to swallow. The person may be vomiting as a consequence of the included emetic but **Do Not** induce vomiting unless told to do so by a poison control center or doctor.
- **If on skin or clothing:** Take off contaminated clothing. **IMMEDIATELY** wash the affected area with soap and water and rinse for 15-20 minutes. Prolonged contact will cause severe irritation. Contact with irritated skin or a cut or repeated contact with intact skin may result in poisoning. **Call a poison control center or doctor for treatment advice.**
- Have the product container or label with you when calling a poison control center or doctor, or going for treatment.

Please refer to the product label for further information.



For 24-hour medical emergency assistance (human or animal) or chemical emergency assistance (spill, leak, fire or accident) call 1-800-888-8372.

For non-emergency call 1-800-334-9481.

[Tarjeta de mostrador]

Gramoxone 3LB contiene el ingrediente activo dicloruro de paraquat (paraquat). Hay personas que han muerto por beber accidentalmente productos que contienen paraquat que se habían transferido a un recipiente de bebidas, como una botella de agua u otra botella de bebida. También es altamente corrosivo y puede causar daños graves en la piel y los ojos, incluyendo quemaduras de tercer grado. La exposición por inhalación puede provocar efectos respiratorios graves. FATAL si se ingiere o inhala.

Almacenamiento y manejo adecuados

					
<p>NUNCA TRANSFIERA ESTE PRODUCTO A CONTENEDORES O ENVASES DE ALIMENTOS O BEBIDAS NO DESTINADOS EXPLÍCITAMENTE PARA PLAGUICIDAS.</p>	<p>UN SORBO PUEDE CAUSAR LA MUERTE.</p>	<p>EL CONTACTO CON LA PIEL PUEDE RESULTAR EN ENVENENAMIENTO.</p>	<p>LA EXPOSICIÓN A LOS OJOS PUEDE CAUSAR LESIONES GRAVES A LOS OJOS.</p>	<p>EL PARAQUAT DEBE ALMACENARSE SIEMPRE CERRADO EN SU RECIPIENTE ORIGINAL, Y EN UN LUGAR CERRADO, ALEJADO DE NIÑOS Y ANIMALES.</p>	<p>LEA LA ETIQUETA COMPLETA ANTES DE USAR ESTE PRODUCTO.</p>

NO SEGUIR LAS INDICACIONES DE LA ETIQUETA REPRESENTA UNA INFRACCIÓN DE LA LEY FEDERAL Y ES PENADO COMO TAL.

Requisitos de uso

- **PARA EVITAR LESIONES GRAVES O LA MUERTE, SIGA TODOS LOS REQUERIMIENTOS DE LA ETIQUETA.**
- **PARA SER UTILIZADO SOLO POR APLICADORES CERTIFICADOS: NO DEBE SER UTILIZADO POR PERSONAS NO CERTIFICADAS QUE TRABAJAN BAJO LA SUPERVISIÓN DE UN APLICADOR CERTIFICADO.**
- Los aplicadores y otras personas que lo manipulen (que no sean mezcladores y cargadores) deben usar camisa de manga larga y pantalones largos, zapatos con calcetines, gafas protectoras, guantes resistentes a productos químicos (hechos de: barrera laminada, goma de butilo ≥ 14 milésimas de pulgada, goma de nitrilo ≥ 14 milésimas de pulgada, goma de neopreno ≥ 14 milésimas de pulgada, goma natural ≥ 14 milésimas de pulgada, polietileno, cloruro de polivinilo (PVC) ≥ 14 milésimas de pulgada o Viton® ≥ 14 milésimas de pulgada), y un respirador de partículas aprobado por NIOSH para polvo/niebla con cualquier filtro N, R o P, prefijo de número de aprobación NIOSH TC-84A, o un respirador purificador de aire con aprobación NIOSH con filtro HE con prefijo de número de aprobación NIOSH TC-21C.
- Los mezcladores y cargadores deben utilizar camisa de manga larga y pantalones largos, zapatos con calcetines, guantes resistentes a productos químicos (hechos de: barrera laminada, goma de butilo ≥ 14 milésimas de pulgada, goma de nitrilo ≥ 14 milésimas de pulgada, goma de neopreno ≥ 14 milésimas de pulgada, goma natural ≥ 14 milésimas de pulgada, polietileno, cloruro de

polivinilo (PVC) \geq 14 milésimas de pulgada o Viton® \geq 14 milésimas de pulgada), un delantal resistente a productos químicos, protector facial y un respirador de partículas aprobado por NIOSH para polvo/niebla con cualquier filtro N, R o P, prefijo de número de aprobación NIOSH TC-84A, o un respirador purificador de aire con aprobación NIOSH con filtro HE con prefijo de número de aprobación NIOSH TC-21C.

- Quítese la ropa o equipo de protección personal inmediatamente si se impregna de pesticida. Luego lávese bien y póngase ropa limpia.
- Retire y lave la ropa contaminada antes de volver a usarla.
- Deseche la ropa y otros materiales absorbentes empapados o fuertemente contaminados con paraquat. No los reutilice. Siga las instrucciones del fabricante para limpiar y mantener el EPP. Si no existen tales instrucciones para lavar el EPP, use detergente y agua caliente.
- Mantenga y lave el EPP por separado de la otra ropa.
- Consulte la etiqueta del producto para más información.
- **NO** mezcle en tanque este producto con ningún otro producto para el control de plagas que no esté incluido en la etiqueta Gramoxone 3LB. Gramoxone 3LB es compatible con los socios de mezcla de tanque listados en esta etiqueta.

Primeros auxilios

- **Si se inhala:** Mueva a la persona al aire fresco. Si la persona no respira, llame al 911 o a una ambulancia. **Para recibir instrucciones adicionales respecto al tratamiento a seguir, llame a un médico o a un centro de control de envenenamiento.** El olor de este producto proviene del agente de alerta, que se ha agregado, no del paraquat.
- **Si entra en contacto con los ojos:** Mantenga los ojos abiertos y enjuague lenta y suavemente con agua limpia durante 15-20 minutos. Si el afectado usa lentes de contacto, espere cinco minutos antes de retirarlos; entonces, continúe enjuagando el ojo. **Llame a un médico o a un centro de control de envenenamiento para recibir instrucciones respecto al tratamiento a seguir.**
- **Si se ingiere: LA RAPIDEZ ES ESENCIAL. Se requiere atención médica inmediata.** Administre carbón activado (100 g para adultos o 2 g/kg de peso corporal en niños) o Fuller's Earth (solución al 15 %, 1 litro para adultos o 15 ml/kg de peso corporal en niños). **NO USE OXÍGENO COMPLEMENTARIO. Llame a un centro de control de envenenamiento o a un médico INMEDIATAMENTE para recibir asesoramiento sobre el tratamiento.** No administre nada por vía oral a una persona inconsciente. Haga que la persona beba un vaso de agua si puede tragar. La persona puede estar vomitando como consecuencia del emético incluido, pero no induzca el vómito a menos que se lo indique un centro de control de intoxicaciones o un médico.
- **Si entra en contacto con la piel o la ropa:** Qítese la ropa contaminada. Lave **INMEDIATAMENTE** la zona afectada con agua y jabón y enjuague durante 15-20 minutos. El contacto prolongado causará irritación grave. El contacto con la piel irritada o un corte o contacto repetido con la piel intacta puede provocar intoxicación. **Llame a un médico o a un centro de control de envenenamiento para recibir instrucciones respecto al tratamiento a seguir.**
- Tenga a la mano el envase del producto o su etiqueta cuando llame al centro de control de envenenamiento, al médico o al buscar tratamiento.

Consulte la etiqueta del producto para obtener más información.

Para asistencia de emergencia médica las 24 horas (humanos o animales) o asistencia de emergencia química (derrames, fugas, incendios o accidentes) llame al 1-800-888-8372.

Para casos que no son de emergencia llame al 1-800-334-9481.

PRODUCT CAP STICKER

**DANGER
ONE SIP CAN KILL**



**PELIGRO
UN SORBO PUEDE
CAUSAR LA MUERTE**