



UNITED STATES ENVIRONMENTAL PROTECTION AGENCY  
WASHINGTON, DC 20460

OFFICE OF CHEMICAL SAFETY  
AND POLLUTION PREVENTION

October 14, 2020

Adora Clark  
Fungicide Federal Team Lead  
Syngenta Crop Protection, LLC  
P.O Box 18300  
Greensboro, NC 27419-8300

Subject: PRIA Label Amendment – New seed treatment uses on corn, wheat, barley, oat, rye, triticale, cottonseed subgroup 20C, peanut, sorghum, and peas and beans dried shelled subgroup 6C.  
Product Name: Saltro  
EPA Registration Number: 100-1648  
Application Date: 9/23/19  
Decision Number: 555612

Dear Ms. Clark:

The application referred to above, submitted under the Federal Insecticide, Fungicide and Rodenticide Act, as amended is acceptable under FIFRA sec 3 (c)(5). You must submit and/or cite all data required for registration/reregistration/registration review of your product when the Agency requires all registrants of similar products to submit such data.

A stamped copy of your labeling is enclosed for your records. This labeling supersedes all previously accepted labeling. You must submit one (1) copy of the final printed labeling before you release the product for shipment with the new labeling. In accordance with 40 CFR 152.130(c), you may distribute or sell this product under the previously approved labeling for 18 months from the date of this letter. After 18 months, you may only distribute or sell this product if it bears this new revised labeling or subsequently approved labeling. “To distribute or sell” is defined under FIFRA section 2(gg) and its implementing regulation at 40 CFR 152.3.

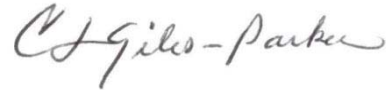
Should you wish to add/retain a reference to the company’s website on your label, then please be aware that the website becomes labeling under the Federal Insecticide Fungicide and Rodenticide Act and is subject to review by the Agency. If the website is false or misleading, the product would be misbranded and unlawful to sell or distribute under FIFRA section 12(a)(1)(E). 40 CFR 156.10(a)(5) list examples of statements EPA may consider false or misleading. In addition, regardless of whether a website is referenced on your product’s label, claims made on the website may not substantially differ from those claims approved through the registration process. Therefore, should the Agency find or if it is brought to our attention that a website contains false or misleading statements or claims substantially differing from the EPA approved registration, the website will be referred to the EPA’s Office of Enforcement and Compliance.

Page 2 of 2  
EPA Reg. No. 100-1648  
Decision No. 555612

The alternate brand name Trebuset has been added to the product record.

Your release for shipment of the product constitutes acceptance of these conditions. If these conditions are not complied with, the registration will be subject to cancellation in accordance with FIFRA section 6. If you have any questions, please contact Edward Cotton by phone at 703-347-8273, or via email at [cotton.edward@epa.gov](mailto:cotton.edward@epa.gov).

Sincerely,

A handwritten signature in cursive script that reads "C Giles-Parker".

Cynthia Giles-Parker, Chief  
Fungicide Branch  
Registration Division (7505P)

Enclosure – stamped “accepted” label

[Master Label]

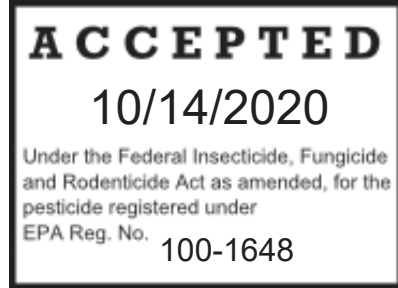
**PYDIFLUMETOFEN** | **GROUP 7** | **FUNGICIDE**

**Saltro®**

**Alternate Brand Name: [Trebuset™]**

**Fungicide**

ADEPIDYN® Technology\*



Active Ingredient:	
Pydiflumetofen** .....	41.7%
<hr/>	
Other Ingredients:	58.3%
<hr/>	
Total:	100.0%

\*Technology denotes the active ingredient Pydiflumetofen.

\*\*CAS No. 1228284-64-7

Saltro is a flowable concentrate for seed treatment containing 4.17 lb pydiflumetofen per gallon.

**KEEP OUT OF REACH OF CHILDREN.**

## **CAUTION**

See additional precautionary statements and directions for use inside booklet.

EPA Reg. No. 100-1648

EPA Est.

\_\_\_\_\_  
Net Contents

[Batch Code: \_\_\_\_\_ ] (For nonrefillables only.)

## TABLE OF CONTENTS

### 1.0 FIRST AID

### 2.0 PRECAUTIONARY STATEMENTS

#### 2.1 Hazards to Humans and Domestic Animals

#### 2.2 Personal Protective Equipment (PPE)

##### 2.2.1 User Safety Requirements

##### 2.2.2 Engineering Controls

##### 2.2.3 User Safety Recommendations

#### 2.3 Environmental Hazards

##### 2.3.1 Groundwater Advisory

##### 2.3.2 Surface Water Advisory

#### 2.4 Physical or Chemical Hazards

## DIRECTIONS FOR USE

### 3.0 PRODUCT INFORMATION

#### 3.1 Resistance Management

### 4.0 APPLICATION DIRECTIONS

#### 4.1 Mixing Directions

##### 4.1.1 Tank-Mix Precautions

##### 4.1.2 Tank Mixtures

### 5.0 RESTRICTIONS

### 6.0 SEED CONTAINER LABEL REQUIREMENTS

### 7.0 Seed Treatment Directions

#### 7.1 Cereals, Small Grain

#### 7.2 Corn

#### 7.3 Cottonseed – Crop Subgroup 20C

#### 7.4 Dried Shelled Pea and Bean – Crop Subgroup 6C

#### 7.5 Peanut

#### 7.6 Rapeseed (including Canola) – Crop Subgroup 20A

#### 7.7 Sorghum

#### 7.8 Soybean

### 8.0 STORAGE AND DISPOSAL

### 9.0 CONDITIONS OF SALE AND LIMITATION OF WARRANTY AND LIABILITY

## 1.0 FIRST AID

<b>FIRST AID</b>	
<b>If swallowed</b>	<ul style="list-style-type: none"> <li>• Call a poison control center or doctor immediately for treatment advice.</li> <li>• Have person sip a glass of water if able to swallow.</li> <li>• Do not induce vomiting unless told to do so by a poison control center or doctor.</li> <li>• Do not give anything by mouth to an unconscious person.</li> </ul>
<b>If inhaled</b>	<ul style="list-style-type: none"> <li>• Move person to fresh air.</li> <li>• If person is not breathing, call 911 or an ambulance, then give artificial respiration, preferably mouth-to-mouth if possible.</li> <li>• Call a poison control center or doctor for treatment advice.</li> </ul>
<b>If on skin or clothing</b>	<ul style="list-style-type: none"> <li>• Take off contaminated clothing.</li> <li>• Rinse skin immediately with plenty of water for 15-20 minutes.</li> <li>• Call a poison control center or doctor for treatment advice.</li> </ul>
Have the product container or label with you when calling a poison control center or doctor, or going for treatment.	
<b>HOT LINE NUMBER</b> For 24-Hour Medical Emergency Assistance (Human or Animal) Or Chemical Emergency Assistance (Spill, Leak, Fire or Accident) Call <b>1-800-888-8372</b>	

## 2.0 PRECAUTIONARY STATEMENTS

### 2.1 Hazards to Humans and Domestic Animals

#### **CAUTION**

Harmful if swallowed. Harmful if absorbed through skin. Harmful if inhaled. Avoid breathing vapor or spray mist. Avoid contact with skin, eyes or clothing. Wash thoroughly with soap and water after handling and before eating, drinking, chewing gum, using tobacco or using the toilet. Remove and wash contaminated clothing before reuse.

### 2.2 Personal Protective Equipment (PPE)

**Applicators and other handlers must wear:**

- Long-sleeved shirt and long pants
- Chemical-resistant gloves: barrier laminate, butyl rubber ≥14 mils, neoprene rubber ≥14 mils, nitrile rubber ≥14 mils, polyvinyl chloride (PVC) ≥14 mils, or Viton® ≥14 mils
- Shoes plus socks

## 2.2.1 User Safety Requirements

Follow manufacturer's instructions for cleaning/maintaining PPE. If no such instructions for washables exist, use detergent and hot water. Keep and wash PPE separately from other laundry.

## 2.2.2 Engineering Controls

When handlers use closed systems, enclosed cabs, or aircraft in a manner that meets the requirements listed in the Worker Protection Standard (WPS) for agricultural pesticides [40 CFR 170.240(d)(4-6)], the handler PPE requirements may be reduced or modified as specified in the WPS. **IMPORTANT:** When reduced PPE is worn because a closed system is being used, handlers must be provided all PPE specified above for "applicators and other handlers" and have such PPE immediately available for use in an emergency, such as a spill or equipment breakdown.

## 2.2.3 User Safety Recommendations

### **Users should:**

- Wash hands before eating, drinking, chewing gum, using tobacco, or using the toilet.
- Remove clothing/PPE immediately if pesticide gets inside. Then wash thoroughly and put on clean clothing.
- Remove PPE immediately after handling this product. Wash the outside of gloves before removing. As soon as possible, wash thoroughly and change into clean clothing.

## 2.3 Environmental Hazards

Pydiflumetofen is toxic to fish, aquatic invertebrates, and oysters and shrimp. Drift and runoff may be hazardous to aquatic organisms in water adjacent to treated areas. Do not apply directly to water, or to areas where surface water is present, or to intertidal areas below the mean high water mark. Do not contaminate water when disposing of equipment washwater or rinsate.

### 2.3.1 Groundwater Advisory

This chemical has properties and characteristics associated with chemicals detected in ground water. This chemical may leach into ground water if used in areas where soils are permeable, particularly where the water table is shallow.

### 2.3.2 Surface Water Advisory

This product may impact surface water quality due to runoff of rain water. This is especially true for poorly draining soils and soils with shallow ground water. This product is classified as having a medium potential for reaching both surface water and aquatic sediment via runoff several months or more after application.

A level, well-maintained vegetative buffer strip between areas to which this product is applied and surface water features such as ponds, streams, and springs will reduce the potential loading of pydiflumetofen from runoff water and sediment. Runoff of this product will be reduced by avoiding applications when rainfall or irrigation is expected to occur within 48 hours. Sound erosion control practices will reduce this product's potential to reach aquatic sediment via runoff.

## 2.4 Physical or Chemical Hazards

Do not mix or allow to come in contact with oxidizing agents. Hazardous chemical reaction may occur.

## DIRECTIONS FOR USE

It is a violation of Federal Law to use this product in a manner inconsistent with its labeling.

Do not apply this product in a way that will contact workers or other persons, either directly or through drift. Only protected handlers may be in the area during application. For any requirements specific to your State or Tribe, consult the agency responsible for pesticide regulation. Notify State and/or Federal authorities and Syngenta immediately if you observe any adverse environmental effects due to use of this product.

**FAILURE TO FOLLOW DIRECTIONS AND PRECAUTIONS ON THIS LABEL MAY RESULT IN CROP INJURY; POOR DISEASE CONTROL; AND/OR ILLEGAL RESIDUES.**

### AGRICULTURAL USE REQUIREMENTS

Use this product only in accordance with its labeling and with the Worker Protection Standard, 40 CFR part 170. This Standard contains requirements for the protection of agricultural workers on farms, forests, nurseries, and greenhouses, and handlers of agricultural pesticides. It contains requirements for training, decontamination, notification, and emergency assistance. It also contains specific instructions and exceptions pertaining to the statements on this label about personal protective equipment (PPE) and restricted-entry interval. The requirements in this box only apply to uses of this product that are covered by the Worker Protection Standard (WPS).

**Do not enter or allow worker entry into treated areas during the restricted-entry interval (REI) of 12 hours. Exception:** If the seed is treated with the product and the treated seed is soil-injected or soil incorporated, the Worker Protection Standard, under certain circumstances, allows workers to enter the treated area if there will be no contact with anything that has been treated.

PPE required for early entry to treated areas that is permitted under the Worker Protection Standard and that involves contact with anything that has been treated, such as plants, soil, or water is:

- Coveralls
- Chemical-resistant gloves: barrier laminate, butyl rubber  $\geq 14$  mils, nitrile rubber  $\geq 14$  mils, neoprene rubber  $\geq 14$  mils, polyvinyl chloride (PVC)  $\geq 14$  mils, or Viton  $\geq 14$  mils
- Shoes plus socks

## 3.0 PRODUCT INFORMATION

Saltro is a seed treatment fungicide which provides protection from listed seed- and soil-borne diseases of corn (field, pop, seed, and sweet), cotton, dried shelled pea and bean crop subgroup 6C, peanut, rapeseed (including canola) crop subgroup 20A, small grain cereals (barley, oats, rye, triticale, and wheat), sorghum, and soybean. Saltro is effective against seed and seedling blight or damping-off caused by listed seed- and soil-borne *Fusarium* spp., including *Fusarium virguliforme*, the causal organism of Sudden Death Syndrome (SDS) in soybean seed- and soil-borne black leg (*Leptosphaeria maculens*) in canola, cotton root-rot (*Phymatotrichopsis omnivorum*) in cotton (suppression only), and Aspergillus crown rot (*Aspergillus niger*) in peanut (suppression only). Saltro also provides activity against listed plant parasitic nematodes. Where rate ranges are shown, use the higher rate when disease pressure is expected to be severe.

Read all label directions for use. All applications must be made according to the use directions that follow.

### 3.1 Resistance Management

PYDIFLUMETOFEN	GROUP	7	FUNGICIDE
----------------	-------	---	-----------

For resistance management, Saltro contains a Group 7 fungicide. Any fungal population may contain individuals naturally resistant to Saltro and other Group 7 fungicides. A gradual or total loss of pest control may occur over time if these fungicides are used repeatedly in the same fields. Appropriate resistance-management strategies should be followed.

Pydiflumetofen belongs to the carboxamide class of chemistry and is a succinate dehydrogenase inhibitor (SDHI) which disrupts cellular respiration and energy generation.

To delay fungicide resistance, take one or more of the following steps:

- Rotate the use of Saltro or other Group 7 fungicides within a growing season sequence with different groups that control the same pathogens.
- Use tank mixtures with fungicides from a different group that are equally effective on the target pest when such use is permitted. Use at least the minimum application rate as labeled by the manufacturer.
- Adopt an integrated disease management program for fungicide use that includes scouting, uses historical information related to pesticide use, and crop rotation, and which considers host plant resistance, impact of environmental conditions on disease development, disease thresholds, as well as cultural, biological and other chemical control practices.
- Where possible, make use of predictive disease models to effectively time fungicide applications. Note that using predictive models alone is not sufficient to manage resistance.



- Monitor treated fungal populations for resistance development.
- Contact your local extension specialist or certified crop advisor for any additional pesticide resistance-management and/or IPM recommendations for specific crops and pathogens.
- For further information or to report suspected resistance contact Syngenta Crop Protection at 1-866-796-4368. You can also contact your university extension specialist to report resistance.

## 4.0 APPLICATION DIRECTIONS

Apply Saltro as a water-based slurry utilizing standard seed treatment equipment which provides uniform seed coverage. Uneven or incomplete seed coverage may not give the desired level of disease control. Saltro does not control diseases caused by *Pythium* spp., *Phytophthora* spp. or *Rhizoctonia* spp. If these diseases are expected to be a problem, apply Saltro with other seed treatment products that contain mefenoxam and/or fludioxonil as active ingredients.

This product must be used only by commercial seed treatment facilities or with commercial seed treatment equipment on farm. Do not use in hopper-box, planter-box, slurry-box or other seed treatment applications at or immediately before planting.

### 4.1 Mixing Directions

Thoroughly mix the specified amount of Saltro into the required amount of water and other seed treatment products for better application performance. Follow the manufacturer's application instructions for the seed treatment equipment being used. It's important to homogenize products prior to use and to maintain constant agitation of the slurry during the treatment.

This product does not contain dye and treated seed is not covered by an appropriate tolerance, tolerance exemption, or other clearance under the Federal Food, Drug and Cosmetic Act. To comply with 40 CFR 153.155, therefore, all seed treated commercially with this product must be colored with an EPA-approved dye or colorant of a suitable color to prevent accidental use as food for man or feed for animals.

Allow seed to dry before bagging.

#### 4.1.1 Tank-Mix Precautions

If seed treatment products containing mefenoxam and/or fludioxonil are not registered on that crop, apply Saltro as a tank mix with other labeled seed treatment products that have activity against these diseases.

It is the pesticide user's responsibility to ensure that all products are registered for the intended use. Read and follow the applicable restrictions and limitations and directions for use on all product labels involved in tank mixing. Users must follow the most restrictive directions for use and precautionary statements of each product in the tank mixture.

## 4.1.2 Tank Mixtures

**Corn (Field, Pop, Seed, and Sweet):** For additional control of certain seed- and soil-borne diseases, Saltro may be combined with a seed treatment product containing azoxystrobin, fludioxonil, mefenoxam, sedaxane, and thiabendazole (e.g., Vibrance® Cinco). For insect control, Saltro may be combined with a seed treatment product containing thiamethoxam (e.g., Cruiser® 5FS).

**Cotton:** For additional control of certain seed- and soil-borne diseases, Saltro may be combined with a seed treatment product containing azoxystrobin, fludioxonil, mefenoxam, and sedaxane (e.g., Vibrance CST).

**Dried Shelled Pea and Bean Crop Subgroup 6C:** For additional control of certain seed- and soil-borne diseases and insect pests, Saltro may be combined with a seed treatment product containing fludioxonil, mefenoxam, thiabendazole, and thiamethoxam (e.g., CruiserMaxx® Vibrance Pulses).

**Peanut:** For additional control of certain seed- and soil-borne diseases, Saltro may be combined with a seed treatment product containing azoxystrobin, fludioxonil, and mefenoxam (e.g., Dynasty® PD).

**Rapeseed (including canola) Crop Subgroup 20A:** For additional control of certain seed- and soil-borne diseases, Saltro may be combined with seed treatment products containing difenoconazole, fludioxonil, mefenoxam, and sedaxane. On canola only, Saltro may be combined with a seed treatment product containing thiamethoxam for insect control (e.g., Helix® Vibrance).

**Small Grain Cereals (Barley, Oats, Rye, Triticale, and Wheat):** For additional control of certain seed- and soil-borne diseases and insect pests, Saltro may be combined with a seed treatment product containing difenoconazole, mefenoxam, sedaxane, and thiamethoxam (e.g., CruiserMaxx Vibrance Cereals).

**Sorghum:** For additional control of certain seed- and soil-borne diseases, Saltro may be combined with seed treatment products containing azoxystrobin (e.g., Dynasty), fludioxonil (e.g., Maxim® 4FS or Maxim XL Fungicide), mefenoxam (e.g., Apron XL® or Maxim XL Fungicide), and sedaxane (e.g., Vibrance).

**Soybean:** Additional protection from common seed-borne and soil-borne pathogens may be achieved by adding seed treatment products containing mefenoxam, azoxystrobin, fludioxonil and/or thiabendazole. Saltro may also be mixed with CruiserMaxx Vibrance (EPA Reg. No. 100-1508) for protection from additional early-season diseases and insect pests. Alternatively, Saltro may also be mixed with Clariva® Elite Beans (EPA Reg. No. 100-1620) for soybean cyst nematode (SCN) protection and from additional early-season diseases and insect pests.

## 5.0 RESTRICTIONS

- Store treated seeds away from food and feedstuffs.
- Do not allow children, pets, or livestock to have access to treated seeds.
- Wear long-sleeved shirt, long pants, and chemical-resistant gloves when handling treated seed.
- Treated seeds exposed on soil surface may be hazardous to wildlife. Cover or collect treated seeds spilled during loading.
- Dispose of all excess treated seed. Left over treated seed may be double sown around the headland or buried away from water sources in accordance with local requirements. Do not contaminate water bodies when disposing of planting equipment washwater.
- Treated seed must be planted into the soil at a depth of at least 1 inch.
- Dispose of seed packaging in accordance with local requirements.
- Excess treated seed may be used for ethanol production only if (1) by-products are not used for livestock feed, and (2) no measurable residues of pesticide remain in ethanol by-products that are used for agronomic practice.
- The maximum number of plantings of seed treated with Pydiflumetofen to the same crop area is 2 per calendar year.
- In the event of a crop failure or harvest of a crop grown from seed treated with Saltro, the field may be replanted according to the following schedule:

Crop, Crop Group, or Crop Subgroup	Plant-Back Interval
Brassica Head and Stem Vegetable, Crop Group 5-16 Bulb Vegetables, Crop Group 3-07 Cereals, Small Grain (barley, oats, rye, triticale, wheat) Corn (field, pop, seed, sweet) Cottonseed, Crop Subgroup 20C Cucurbit Vegetables, Crop Group 9 Fruiting Vegetables, Crop Group 8-10 Leaf Petiole Vegetables, Crop Subgroup 22B Leafy Greens, Crop Subgroup 4-16A Leaves of Root and Tuber Vegetables, Crop Group 2 Legume Vegetables, Succulent or Dried, Crop Group 6, Except Cowpea Forage and Cowpea Hay Mustard Greens and Brassica Leafy Greens, Crop Subgroup 4-16B Peanut Potato Quinoa Rapeseed (including canola), Crop Subgroup 20A Root Vegetables, Crop Subgroup 1A Soybean, Except Forage, Hay, and Silage Sorghum Strawberry Sunflower, Crop Subgroup 20B Tuberous and Corm Vegetables, Crop Subgroup 1C	0 days
Grasses Grown for Seed Non-grass Animal Feeds, Crop Group 18	30 days

Rice Tobacco	
All other crops Intended for Food and Feed	365 days

## 6.0 SEED CONTAINER LABEL REQUIREMENTS

The Federal Seed Act requires that bags containing treated seeds shall be labeled with the following statements:

- This seed has been treated with pydiflumetofen fungicide.
- Do not use for feed, food, or oil purposes.

In addition, the U.S. Environmental Protection Agency requires the following statements on bags containing seed treated with Salstro fungicide:

- Store away from food and feedstuffs.
- Do not allow children, pets, or livestock to have access to treated seeds.
- Wear long-sleeved shirt, long pants, and chemical-resistant gloves when handling treated seed.
- Treated seeds exposed on soil surface may be hazardous to wildlife. Cover or collect treated seeds spilled during loading.
- Dispose of all excess treated seed. Left over treated seed may be double sown around the headland or buried away from water sources in accordance with local requirements. Do not contaminate water bodies when disposing of planting equipment washwater.
- Groundwater Advisory: Pydiflumetofen has properties and characteristics associated with chemicals detected in ground water. This chemical may leach into ground water if used in areas where soils are permeable, particularly where the water table is shallow.
- Treated seed must be planted into the soil at a depth of at least 1 inch.
- Do not feed or harvest soybean hay, forage, and silage.
- Dispose of seed packaging in accordance with local requirements.
- Excess treated seed may be used for ethanol production only if (1) by-products are not used for livestock feed, and (2) no measurable residues of pesticide remain in ethanol by-products that are used for agronomic practice.
- For Cereals, Small Grain (Barley, Oats, Rye, Triticale, and Wheat):
  - **DO NOT** exceed 0.31 lb ai/A/year of pydiflumetofen-containing products through any combination of seed and foliar applications.
  - **DO NOT** exceed 0.168 lb ai/A/year of pydiflumetofen-containing products through any combination of seed and foliar applications to forage and hay.
  - **DO NOT** exceed 0.134 lb ai/A/year of pydiflumetofen-containing products through foliar applications to forage and hay.
- For Corn (Field, Pop, Seed, and Sweet), **DO NOT** exceed 0.224 lb ai/A/year of pydiflumetofen-containing products through any combination of seed and foliar applications.
- For Cottonseed Crop Subgroup 20C, **DO NOT** exceed 0.201 lb ai/A/year of pydiflumetofen-containing products through any combination of seed and foliar applications.
- For Dried Shelled Pea and Bean Crop Subgroup 6C, **DO NOT** exceed 0.357 lb ai/A/year of pydiflumetofen-containing products through any combination of seed and foliar applications.
- For Peanut, **DO NOT** exceed 0.18 lb ai/A/year of pydiflumetofen-containing products through any combination of seed and foliar applications.

- For Rapeseed (including canola) Crop Subgroup 20A **DO NOT** exceed 0.291 lb ai/A/year of pydiflumetofen-containing products through any combination of seed and foliar applications.
- For Sorghum, **DO NOT** exceed 0.224 lb ai/A/year of pydiflumetofen-containing products through any combination of seed and foliar applications.
- For Soybean, **DO NOT** exceed 0.357 lb ai/A/year of pydiflumetofen-containing products through any combination of seed and foliar applications.
- The maximum number of plantings of seed treated with Pydiflumetofen to the same crop area is 2 per calendar year.
- In the event of crop failure or harvest of a crop grown from seed treated with Saltro, crops may be replanted according to the following schedule:

Crop, Crop Group, or Crop Subgroup	Plant-Back Interval
Brassica Head and Stem Vegetable, Crop Group 5-16 Bulb Vegetables, Crop Group 3-07 Cereals, Small Grain (barley, oats, rye , triticale, wheat) Corn (field, pop, seed, sweet) Cottonseed, Crop Subgroup 20C Cucurbit Vegetables, Crop Group 9 Fruiting Vegetables, Crop Group 8-10 Leaf Petiole Vegetables, Crop Subgroup 22B Leafy Greens, Crop Subgroup 4-16A Leaves of Root and Tuber Vegetables, Crop Group 2 Legume Vegetables, Succulent or Dried, Crop Group 6, Except Cowpea Forage and Cowpea Hay Mustard Greens and Brassica Leafy Greens, Crop Subgroup 4-16B Peanut Potato Quinoa Rapeseed (including canola), Crop Subgroup 20A Root Vegetables, Crop Subgroup 1A Soybean, Except Forage, Hay, and Silage Sorghum Strawberry Sunflower, Crop Subgroup 20B Tuberous and Corm Vegetables, Crop Subgroup 1C	0 days
Grasses Grown for Seed Non-grass Animal Feeds, Crop Group 18 Rice Tobacco	30 days
All other crops Intended for Food and Feed	365 days

## 7.0 Seed Treatment Directions

### 7.1 Cereals, Small Grain

Crops [- Not for Use in California]		
Barley Oats Rye	Triticale Wheat (Durum, Spring, Winter)	
Target Disease/Pest	Use Rate*	
	fl oz product/100 lb seed	mg ai/1,000 seeds
Seed rot and seedling blight caused by <i>Fusarium</i> spp. and <i>Bipolaris sorokiniana</i> ( <i>Cochliobolus sativus</i> )	0.08-0.62	
Stagnospora nodorum blotch caused by seed-borne <i>Parastagnospora nodorum</i>		
Early-season tan spot caused by <i>Pyrenophora tritici-repentis</i>		
Early season control of Powdery mildew caused by <i>Blumaria graminis</i>		Wheat: 0.76-6.11
<i>Suppression only:</i> Early-season Septoria tritici blotch caused by <i>Zymoseptoria tritici</i>		Barley: 0.91-7.33
<i>Suppression only:</i> Fusarium root, crown and foot rot caused by <i>Fusarium</i> spp., Common root rot caused by <i>Cochliobolus sativus</i> and Pink snow mold caused by <i>Microdochium nivale</i>		Oats: 0.70-5.59
<i>Suppression only:</i> Seed-borne Fusarium head blight (scab) caused by <i>Fusarium</i> spp.		Rye: 0.73-5.87
<i>Suppression only:</i> Plant Parasitic Nematodes: Cereal Cyst ( <i>Heterodera</i> spp.) Lesion ( <i>Pratylenchus</i> spp.)		Triticale: 0.89-7.19

\*Based on an average seed weight of:

- 15,000 wheat grains/lb
- 12,500 barley grains/lb
- 16,400 oat grains/lb
- 15,600 rye grains/lb
- 12,750 triticale grains/lb

**Resistance Management:**

- Refer to Section 3.1.

**USE RESTRICTIONS**

- **Maximum Annual Plantings: 2**
- **DO NOT** exceed 0.31 lb ai/A/year of pydiflumetofen-containing products through any combination of seed and foliar applications.
- **DO NOT** exceed 0.168 lb ai/A/year of pydiflumetofen-containing products through any combination of seed and foliar applications to forage and hay.
- **DO NOT** exceed 0.134 lb ai/A/year of pydiflumetofen-containing products through foliar applications to forage and hay.
- **Sections 4.0, 4.1, 5.0, and 6.0** contain additional product use restrictions.



## 7.2 Corn

Crops		
Field Corn [– Not for Use in California] Popcorn [– Not for Use in California]	Corn Grown for Seed (Field, Pop, or Sweet) [– Not for Use in California] Sweet Corn [– Not for Use in California]	
	Use Rate*	
Target Disease/Pest	fl oz product	mg ai/seed
Seed-borne, soil-borne, and associated early-season seedling infections caused by <i>Fusarium</i> spp.	0.16-1.6 fl oz/100 lb field corn  0.070-0.70 fl oz/80,000 field corn kernels  0.35-3.5 fl oz/100 lb popcorn  0.28-2.8 fl oz/100 lb sweet corn	0.013-0.13
Plant Parasitic Nematodes: Dagger Nematode ( <i>Xiphinema</i> spp.) Lance Nematode ( <i>Hoplolaimus</i> spp.) Lesion Nematode ( <i>Pratylenchus</i> spp.) Needle Nematode ( <i>Longidorus</i> spp.) Pin Nematode ( <i>Paratylenchus</i> spp.) Ring Nematode ( <i>Mesocriconema</i> spp.) Root Knot Nematode ( <i>Meloidogyne</i> spp.) Sheath nematode ( <i>Hemicycliophora</i> spp.) Spiral Nematode ( <i>Helicotylenchus</i> spp.) Sting Nematode ( <i>Belonolaimus</i> spp.) Stubby Root Nematode ( <i>Paratrichodorus</i> spp.) Stunt Nematode ( <i>Tylenchorhynchus</i> spp.)	4.87-6.09 fl oz/100 lb field corn  2.18-2.71 fl oz/80,000 field corn kernels  10.83-13.53 fl oz/100 lb popcorn  8.66-10.83 fl oz/100 lb sweet corn	0.400-0.500
*Based on an average seed weight of: <ul style="list-style-type: none"> <li>• 1,800 field corn kernels/lb</li> <li>• 4,000 popcorn kernels/lb</li> <li>• 3,200 sweet corn kernels/lb</li> </ul>		
<b>Resistance Management:</b> <ul style="list-style-type: none"> <li>• Refer to Section 3.1.</li> </ul>		
USE RESTRICTIONS		
<ul style="list-style-type: none"> <li>• <b>Maximum Annual Plantings:</b> 2</li> <li>• <b>DO NOT</b> exceed 0.224 lb ai/A/year of pydiflumetofen-containing products through any combination of seed and foliar applications.</li> <li>• <b>Sections 4.0, 4.1, 5.0, and 6.0</b> contain additional product use restrictions.</li> </ul>		

## 7.3 Cottonseed – Crop Subgroup 20C

Crops (Including cultivars, varieties, and/or hybrids of these) [– Not for Use in California]			
Cottonseed			
Target Disease/Pest	Use Rate*		Notes
	fl oz product /100 lb seed	mg ai/seed	
Seed-borne <i>Fusarium</i> spp.  <i>Suppression only:</i> Cotton Root-rot ( <i>Phymatotrichopsis omnivorum</i> )  Plant Parasitic Nematodes: Lance ( <i>Hoplolaimus</i> spp.) Lesion ( <i>Pratylenchus</i> spp.) Root Knot ( <i>Meloidogyne incognita</i> ) Reniform ( <i>Rotylenchulus reniformis</i> )	1.53-12.28	0.050-0.403	For additional fungicidal control on Cotton, Saltro may be mixed with Vibrance CST (EPA Reg. No. 100-1589).
*Based on an average seed weight of 4,500 cottonseeds/lb			
<b>Resistance Management:</b> Refer to Section 3.1.			
<b>USE RESTRICTIONS</b>			
<ul style="list-style-type: none"> <li>• <b>Maximum Annual Plantings: 2</b></li> <li>• <b>DO NOT</b> exceed 0.201 lb ai/A/year of pydiflumetofen-containing products through any combination of seed and foliar applications.</li> <li>• <b>Sections 4.0, 4.1, 5.0, and 6.0</b> contain additional product use restrictions.</li> </ul>			

## 7.4 Dried Shelled Pea and Bean – Crop Subgroup 6C

Crops [– Not for Use in California]		
<p><b>DRY BEANS</b></p> <p><b>Bean (<i>Lupinus</i> spp.):</b> Includes grain lupin, sweet lupin, white lupin, and white sweet lupin</p> <p><b>Bean (<i>Phaseolus</i> spp.):</b> Includes field bean, kidney bean, lima bean (dry), navy bean, pinto bean, and tepary bean</p>	<p><b>Bean (<i>Vigna</i> spp.):</b> Includes adzuki bean, blackeyed pea, catjang, cowpea, Crowder pea, moth bean, mung bean, rice bean, southern pea, and urd bean</p> <p><b>Broad bean (dry) (fava bean)</b> (<i>Vicia faba</i>)</p> <p><b>Guar (<i>Cyamopsis tetragonoloba</i>)</b></p> <p><b>Lablab bean (hyacinth bean)</b> (<i>Lablab purpureus</i>)</p>	<p><b>DRY PEAS</b></p> <p><b>Field Pea</b> (<i>Pisum sativum</i>)</p> <p><b>Chickpea (garbanzo bean)</b> (<i>Cicer arietinum</i>)</p> <p><b>Lentil</b> (<i>Lens esculenta</i>)</p> <p><b>Pigeon Pea</b> (<i>Cajanus cajan</i>)</p>
Target Disease/Pest	Use Rate*	
	fl oz product/100 lb seed	mg ai/1,000 seeds
<p>Ascochyta Blight caused by seed-borne <i>Ascochyta</i> spp.</p> <p>Black root rot caused by <i>Fusarium solani</i></p> <p>Botrytis gray mold caused by seed-borne <i>Botrytis cinerea</i></p> <p>Fusarium root rot caused by <i>Fusarium</i> spp.</p> <p>White mold caused by seed-borne <i>Scerotinia sclerotiorum</i></p> <p><i>Suppression only:</i> Plant Parasitic Nematodes: Lesion (<i>Pratylenchus</i> spp.) Root Knot (<i>Meloidogyne</i> spp.)</p>	<p>Dry Peas (including Chickpea and Lentil): 0.15-1.24</p> <p>Dry Beans (including Cowpea): 0.15-1.53</p>	<p>Chickpea<sup>1</sup>: 25-204</p> <p>Field Pea<sup>2</sup>: 12-95</p> <p>Lentil<sup>3</sup>: 2-17</p> <p>Dry Bean<sup>4</sup>: 18-181</p> <p>Cowpea<sup>5</sup>: 7-71</p>
<p>*Based on an average seed weight of:</p> <ol style="list-style-type: none"> <li>1. 900 chickpeas/lb</li> <li>2. 1,930 field peas/lb</li> <li>3. 10,600 lentils/lb</li> <li>4. 1,250 dry beans/lb</li> <li>5. 3,200 cowpeas/lb</li> </ol>		
<p><b>Resistance Management:</b></p> <ul style="list-style-type: none"> <li>• Refer to Section 3.1.</li> </ul>		
USE RESTRICTIONS		
<ul style="list-style-type: none"> <li>• <b>Maximum Annual Plantings:</b> 2</li> <li>• <b>DO NOT</b> exceed 0.357 lb ai/A/year of pydiflumetofen-containing products through any combination of seed and foliar applications.</li> <li>• <b>Sections 4.0, 4.1, 5.0, and 6.0</b> contain additional product use restrictions.</li> </ul>		

## 7.5 Peanut

Crops [– Not for Use in California]			
Peanut			
Target Disease/Pest	Use Rate*		Notes
	fl oz product/100 lb seed	mg ai/seed	
Seed-borne <i>Fusarium</i> spp.  <i>Suppression only:</i> Aspergillus Crown Rot ( <i>Aspergillus niger</i> )	0.31-0.61	0.050-0.106	For additional fungicidal control on Peanut, Saltro may be mixed with Dynasty PD (EPA Reg. No. 100-1190).
*Based on an average seed weight of 850 peanuts/lb			
<b>Resistance Management:</b> Refer to Section 3.1.			
USE RESTRICTIONS			
<ul style="list-style-type: none"> <li>• <b>Maximum Annual Plantings:</b> 2</li> <li>• <b>DO NOT</b> exceed 0.18 lb ai/A/year of pydiflumetofen-containing products through any combination of seed and foliar applications.</li> <li>• <b>Sections 4.0, 4.1, 5.0, and 6.0</b> contain additional product use restrictions.</li> </ul>			

## 7.6 Rapeseed (including Canola) – Crop Subgroup 20A

Crops (Including cultivars, varieties, and/or hybrids of these) [– Not for Use in California]			
Borage	Gold of pleasure	Mustard seed	
Canola	Hare's ear mustard	Oil radish	
Crambe	Lesquerella	Poppy seed	
Cuphea	Lunaria	Rapeseed	
Echium	Meadowfoam	Sesame	
Flax seed	Milkweed	Sweet rocket	
Target Disease/Pest	Use Rate		Notes
	fl oz/100 lb of seed	grams ai/100 kg of seed	
Control of seed- and air-borne blackleg caused by <i>Leptosphaeria maculans</i>	1.23 (80 ml/100 kg seed)	40	<p>For additional fungicidal control on canola only, Saltro may be mixed with Vibrance Flexi (EPA Reg. No. 100-1588).</p> <p>For additional disease and insect control on canola only, Saltro may be mixed with Helix Vibrance (EPA Reg. No. 100-1528).</p> <p>For additional insect control on Rapeseed (including Canola) – Crop Subgroup 20A, Saltro may be mixed with Fortenza® (EPA Reg. No. 100-1420).</p> <p>For additional insect control on Canola only, Saltro may be mixed with Cruiser 5FS (EPA Reg. No. 100-941).</p> <p>Follow all appropriate treating and use directions, precautions, etc. as specified on the respective product labels.</p>
<b>Resistance Management:</b>			
<ul style="list-style-type: none"> <li>Refer to Section 3.1.</li> </ul>			
USE RESTRICTIONS			
<ul style="list-style-type: none"> <li><b>Maximum Annual Plantings:</b> 2</li> <li><b>DO NOT</b> exceed 0.291 lb ai/A/year of pydiflumetofen-containing products through any combination of seed and foliar applications.</li> <li><b>Sections 4.0, 4.1, 5.0, and 6.0</b> contain additional product use restrictions.</li> </ul>			

## 7.7 Sorghum

Crops [– Not for Use in California]			
Sorghum			
Target Disease/Pest	Use Rate*		Notes
	fl oz product /100 lb seed	mg ai/seed	
Seed-borne <i>Fusarium</i> spp.  <i>Suppression Only:</i> Plant Parasitic Nematodes: Dagger Nematode ( <i>Xiphinema</i> spp.) Lance Nematode ( <i>Hoplolaimus</i> spp.) Lesion Nematode ( <i>Pratylenchus</i> spp.) Needle Nematode ( <i>Longidorus</i> spp.) Pin Nematode ( <i>Paratylenchus</i> spp.) Ring Nematode ( <i>Mesocriconema</i> spp.) Root Knot Nematode ( <i>Meloidogyne</i> spp.) Sheath nematode ( <i>Hemicycliophora</i> spp.) Spiral Nematode ( <i>Helicotylenchus</i> spp.) Sting Nematode ( <i>Belonolaimus</i> spp.) Stubby Root Nematode ( <i>Paratrichodorus</i> spp.) Stunt Nematode ( <i>Tylenchorhynchus</i> spp.)	0.10-0.88	0.001-0.009	For additional fungicidal control on Sorghum, Saltro may be mixed with Apron XL (EPA Reg. No. 100-799), Dynasty (EPA Reg. No. 100-1159), Maxim 4FS (EPA Reg. No. 100-758), Maxim XL Fungicide (EPA Reg. No. 100-916), and Vibrance (EPA Reg. No. 100-1374).
*Based on an average seed weight of 14,500 sorghum grains/lb			
<b>Resistance Management:</b> Refer to Section 3.1.			
USE RESTRICTIONS			
<ul style="list-style-type: none"> <li>• <b>Maximum Annual Plantings:</b> 2</li> <li>• <b>DO NOT</b> exceed 0.224 lb ai/A/year of pydiflumetofen-containing products through any combination of seed and foliar applications.</li> <li>• <b>Sections 4.0, 4.1, 5.0, and 6.0</b> contain additional product use restrictions.</li> </ul>			

## 7.8 Soybean

Crops [- Not for Use in California]		
Soybean		
Target Disease/Pest	Use Rate*	
	fl oz product	mg ai/seed
Sudden Death Syndrome ( <i>Fusarium virguliforme</i> )	1.52 fl oz/ 100 lbs soybean	0.075
Early-season Septoria Brown Spot ( <i>Septoria glycines</i> )	0.714 fl oz/ 140,000 soybean seeds	
Plant Parasitic Nematodes: Soybean Cyst ( <i>Heterodera glycines</i> ) Root Knot ( <i>Meloidogyne incognita</i> ) Reniform ( <i>Rotylenchulus reniformis</i> ) Lesion ( <i>Pratylenchus</i> spp.) Lance ( <i>Hoplolaimus</i> spp.)		
*Based on an average seed weight of 3,000 soybeans/lb		
<b>Resistance Management:</b>		
<ul style="list-style-type: none"> <li>Refer to Section 3.1.</li> </ul>		
USE RESTRICTIONS		
<ul style="list-style-type: none"> <li><b>Maximum Annual Plantings: 2</b></li> <li><b>DO NOT</b> exceed 0.357 lb ai/A/year of pydiflumetofen-containing products through any combination of seed and foliar applications.</li> <li><b>Do not feed or harvest soybean hay, forage, and silage.</b></li> <li><b>Sections 4.0, 4.1, 5.0, and 6.0</b> contain additional product use restrictions.</li> </ul>		

## 8.0 STORAGE AND DISPOSAL

### STORAGE AND DISPOSAL

Do not contaminate water, food or feed by storage or disposal.

#### Pesticide Storage

Keep this product in its tightly closed original container, when not in use. Store in a cool, dry (preferably locked) area that is inaccessible to children and animals.

#### Pesticide Disposal

Pesticide wastes may be hazardous. Improper disposal of excess pesticide, spray mixture, or rinsate is a violation of Federal Law. If these wastes cannot be disposed of by use according to label instructions, contact your State Pesticide or Environmental Control Agency, or the Hazardous Waste representative of the nearest EPA Regional Office for guidance.

#### Container Handling [less than or equal to 5 gallons]

Non-refillable container. Do not reuse or refill this container. Triple rinse container (or equivalent) promptly after emptying. Triple rinse as follows: Empty the remaining contents into application equipment or a mix tank and drain for 10 seconds after the flow begins to drip. Add water – at least 2% of the container volume, and up to 1/3 of the volume of water needed to make the proper slurry composition with a maximum of 1/4 of the container volume – and recap. Shake for 30 seconds. Pour rinsate into application equipment or a mix tank or store rinsate for later use or disposal. Drain for 10 seconds after the flow begins to drip. Repeat this procedure two more times. If used in application equipment, adjust the slurry volume application rate to account for any added rinsate water. Then offer for recycling if available or puncture and dispose of in a sanitary landfill, or by incineration, or by other procedures approved by state and local authorities.

#### Container Handling [greater than 5 gallons]

Non-refillable container. Do not reuse or refill this container. Triple rinse container (or equivalent) promptly after emptying. Triple rinse as follows: Empty the remaining contents into application equipment or a mix tank. Add water – at least 2% of the container volume, and up to 1/3 of the volume of water needed to make the proper slurry composition with a maximum of 1/4 of the container volume. Replace and tighten closures. Tip container on its side and roll it back and forth, ensuring at least one complete revolution, for 60 seconds. Stand the container on its end and tip it back and forth several times. Turn the container over onto its other end and tip it back and forth several times. Empty the rinsate into application equipment or a mix tank or store rinsate for later use or disposal. Repeat this procedure two more times. If used in application equipment, adjust the slurry volume application rate to account for any added rinsate water. Then offer for recycling if available or puncture and dispose of in a sanitary landfill, or by incineration, or by other procedures approved by state and local authorities.

#### Container Handling [greater than 5 gallons]

Refillable container. Refill this container with pesticide only. Do not reuse the container



for any other purpose. Cleaning the container before final disposal is the responsibility of the person disposing of the container. Cleaning before refilling is the responsibility of the refiller. To clean container before final disposal, empty the remaining contents from this container into application equipment or mix tank. Add water – at least 2% of the container volume, and up to 1/3 of the volume of water needed to make the proper slurry composition with a maximum of 1/4 of the container volume. Replace and tighten closure. Agitate vigorously or recirculate the rinsate with a pump for at least 2 minutes, ensuring that the rinsate rinses the walls of the container. Empty the rinsate into application equipment or rinsate collection system, for later use or disposal. Repeat this procedure two more times. If used in application equipment, adjust the slurry volume application rate to account for any added rinsate water. Then offer for recycling if available or puncture and dispose of in a sanitary landfill, or by incineration, or by other procedures approved by state and local authorities.

**CONTAINER IS NOT SAFE FOR FOOD, FEED OR DRINKING WATER.**

## 9.0 CONDITIONS OF SALE AND LIMITATION OF WARRANTY AND LIABILITY

**NOTICE:** Read the entire Directions for Use and Conditions of Sale and Limitation of Warranty and Liability before buying or using this product. If the terms are not acceptable, return the product at once, unopened, and the purchase price will be refunded.

The Directions for Use of this product must be followed carefully. It is impossible to eliminate all risks inherently associated with the use of this product. Crop injury, ineffectiveness or other unintended consequences may result because of such factors as manner of use or application, weather or crop conditions, presence of other materials or other influencing factors in the use of the product, which are beyond the control of SYNGENTA CROP PROTECTION, LLC or Seller. To the extent permitted by applicable law, Buyer and User agree to hold SYNGENTA and Seller harmless for any claims relating to such factors.

SYNGENTA warrants that this product conforms to the chemical description on the label and is reasonably fit for the purposes stated in the Directions for Use, subject to the inherent risks referred to above, when used in accordance with directions under normal use conditions. To the extent permitted by applicable law: (1) this warranty does not extend to the use of the product contrary to label instructions, or under conditions not reasonably foreseeable to or beyond the control of Seller or SYNGENTA, and (2) Buyer and User assume the risk of any such use. **TO THE EXTENT PERMITTED BY APPLICABLE LAW, SYNGENTA MAKES NO WARRANTIES OF MERCHANTABILITY OR OF FITNESS FOR A PARTICULAR PURPOSE NOR ANY OTHER EXPRESS OR IMPLIED WARRANTY EXCEPT AS WARRANTED BY THIS LABEL.**

To the extent permitted by applicable law, in no event shall SYNGENTA be liable for any incidental, consequential or special damages resulting from the use or handling of this product. **TO THE EXTENT PERMITTED BY APPLICABLE LAW, THE EXCLUSIVE REMEDY OF THE USER OR BUYER, AND THE EXCLUSIVE LIABILITY OF SYNGENTA AND SELLER FOR ANY AND ALL CLAIMS, LOSSES, INJURIES OR DAMAGES (INCLUDING CLAIMS BASED ON BREACH OF WARRANTY, CONTRACT, NEGLIGENCE, TORT, STRICT LIABILITY OR OTHERWISE) RESULTING FROM THE USE OR HANDLING OF THIS PRODUCT, SHALL BE THE RETURN OF THE PURCHASE PRICE OF THE PRODUCT OR, AT THE ELECTION OF SYNGENTA OR SELLER, THE REPLACEMENT OF THE PRODUCT.**

SYNGENTA and Seller offer this product, and Buyer and User accept it, subject to the foregoing Conditions of Sale and Limitation of Warranty and Liability, which may not be modified except by written agreement signed by a duly authorized representative of SYNGENTA.

ADEPIDYN®, Apron XL®, Clariva®, Cruiser®, CruiserMaxx®, Dynasty®, Fortenza®, Helix®, Maxim®, Saltro®, Trebuset™, Vibrance®, the ALLIANCE FRAME the SYNGENTA Logo, and the PURPOSE ICON are Trademarks of a Syngenta Group Company

Viton® is a registered trademark of E.I. DuPont de Nemours & Company, Inc.

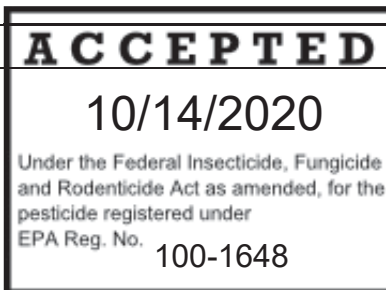
©20XX Syngenta

For non-emergency (e.g. current product information), call  
Syngenta Crop Protection at 1-800-334-9481.

Manufactured for:  
Syngenta Crop Protection, LLC  
P.O. Box 18300  
Greensboro, North Carolina 27419-8300

Saltro 1648 MAS 0819 AMEND-E SEP2019-CL- jeb – 10/13/2020  
000100-01648.20190920E.SALTRO\_AMEND\_SEP2019-CL

SUPPLEMENTAL LABELING



Syngenta Crop Protection, LLC
P. O. Box 18300
Greensboro, North Carolina 27419-8300

SCP 1648-S1 0919

PYDIFLUMETOFEN GROUP 7 FUNGICIDE

Saltro®

Alternate Brand Name: [Trebuset™]

Fungicide

ADEPIDYN® Technology\*

This supplemental label expires on 10/14/2023 and must not be used or distributed after this date.

Table with 2 columns: Active Ingredient(s) and Percentage. Rows include Pydiflumetofen\*\* (41.7%), Other Ingredients (58.3%), and Total (100.0%).

\*Technology denotes the active ingredient Pydiflumetofen.

\*\*CAS No. 1228284-64-7

Saltro is a flowable concentrate for seed treatment containing 4.17 lb pydiflumetofen per gallon.

KEEP OUT OF REACH OF CHILDREN.

CAUTION

EPA Reg. No. 100-1648

All applicable directions, restrictions, and precautions on the EPA-registered label are to be followed. Before using Saltro as permitted according to this supplemental label, read and follow all applicable directions, restrictions, and precautions on the EPA-registered label on or attached to the pesticide product container. This Supplemental Labeling contains revised use instructions and/or restrictions that may be different from those that appear on the container label. This Supplemental Labeling must be in the possession of the user at the time of pesticide application. It is a violation of Federal law to use this product in a manner inconsistent with its labeling.



## RESTRICTIONS

- Store treated seeds away from food and feedstuffs.
- Do not allow children, pets, or livestock to have access to treated seeds.
- Wear long-sleeved shirt, long pants, and chemical-resistant gloves when handling treated seed.
- Treated seeds exposed on soil surface may be hazardous to wildlife. Cover or collect treated seeds spilled during loading.
- Dispose of all excess treated seed. Left over treated seed may be double sown around the headland or buried away from water sources in accordance with local requirements. Do not contaminate water bodies when disposing of planting equipment washwater.
- Treated seed must be planted into the soil at a depth of at least 1 inch.
- Dispose of seed packaging in accordance with local requirements.
- Excess treated seed may be used for ethanol production only if (1) by-products are not used for livestock feed, and (2) no measurable residues of pesticide remain in ethanol by-products that are used for agronomic practice.
- The maximum number of plantings of seed treated with Pydiflumetofen to the same crop area is 2 per calendar year.
- In the event of a crop failure or harvest of a crop grown from seed treated with Salstro, the field may be replanted according to the following schedule:

Crop, Crop Group, or Crop Subgroup	Plant-Back Interval
Brassica Head and Stem Vegetable, Crop Group 5-16 Bulb Vegetables, Crop Group 3-07 Cereals, Small Grain (barley, oats, rye, triticale, wheat) Corn (field, pop, seed, sweet) Cottonseed, Crop Subgroup 20C Cucurbit Vegetables, Crop Group 9 Fruiting Vegetables, Crop Group 8-10 Leaf Petiole Vegetables, Crop Subgroup 22B Leafy Greens, Crop Subgroup 4-16A Leaves of Root and Tuber Vegetables, Crop Group 2 Legume Vegetables, Succulent or Dried, Crop Group 6, Except Cowpea Forage and Cowpea Hay Mustard Greens and Brassica Leafy Greens, Crop Subgroup 4-16B Peanut Potato Quinoa Rapeseed (including canola), Crop Subgroup 20A Root Vegetables, Crop Subgroup 1A Soybean, Except Forage, Hay, and Silage Sorghum Strawberry Sunflower, Crop Subgroup 20B Tuberous and Corm Vegetables, Crop Subgroup 1C	0 days
Grasses Grown for Seed	30 days

Non-grass Animal Feeds, Crop Group 18 Rice Tobacco	
All other crops Intended for Food and Feed	365 days

## Seed Treatment Directions Cereals, Small Grain

Crops [- Not for Use in California]			
Barley Oats Rye	Triticale Wheat (Durum, Spring, Winter)		
Target Disease/Pest	Use Rate*		
	fl oz product/100 lb seed	mg ai/1,000 seeds	
Seed rot and seedling blight caused by <i>Fusarium</i> spp. and <i>Bipolaris sorokiniana</i> ( <i>Cochliobolus sativus</i> )	0.08-0.62		
Stagnospora nodorum blotch caused by seed-borne <i>Parastagnospora nodorum</i>			
Early-season tan spot caused by <i>Pyrenophora tritici-repentis</i>			
Early season control of Powdery mildew caused by <i>Blumaria graminis</i>			
<i>Suppression only:</i> Early-season Septoria tritici blotch caused by <i>Zymoseptoria tritici</i>		Wheat: 0.76-6.11 Barley: 0.91-7.33 Oats: 0.70-5.59 Rye: 0.73-5.87 Triticale: 0.89-7.19	
<i>Suppression only:</i> Fusarium root, crown and foot rot caused by <i>Fusarium</i> spp., Common root rot caused by <i>Cochliobolus sativus</i> and Pink snow mold caused by <i>Microdochium nivale</i>			
<i>Suppression only:</i> Seed-borne Fusarium head blight (scab) caused by <i>Fusarium</i> spp.			
<i>Suppression only:</i> Plant Parasitic Nematodes: Cereal Cyst ( <i>Heterodera</i> spp.) Lesion ( <i>Pratylenchus</i> spp.)			
*Based on an average seed weight of:			
<ul style="list-style-type: none"> <li>• 15,000 wheat grains/lb</li> <li>• 12,500 barley grains/lb</li> </ul>			

- 16,400 oat grains/lb
- 15,600 rye grains/lb
- 12,750 triticale grains/lb

**Resistance Management:**

- Refer to Section 3.1.

**USE RESTRICTIONS**

- **Maximum Annual Plantings:** 2
- **DO NOT** exceed 0.31 lb ai/A/year of pydiflumetofen-containing products through any combination of seed and foliar applications.
- **DO NOT** exceed 0.168 lb ai/A/year of pydiflumetofen-containing products through any combination of seed and foliar applications to forage and hay.
- **DO NOT** exceed 0.134 lb ai/A/year of pydiflumetofen-containing products through foliar applications to forage and hay.
- **Sections 4.0, 4.1, 5.0, and 6.0** contain additional product use restrictions.



## Corn

Crops		
Field Corn [– Not for Use in California] Popcorn [– Not for Use in California]	Corn Grown for Seed (Field, Pop, or Sweet) [– Not for Use in California] Sweet Corn [– Not for Use in California]	
	Use Rate*	
Target Disease/Pest	fl oz product	mg ai/seed
Seed-borne, soil-borne, and associated early-season seedling infections caused by <i>Fusarium</i> spp.	0.16-1.6 fl oz/100 lb field corn  0.070-0.70 fl oz/80,000 field corn kernels  0.35-3.5 fl oz/100 lb popcorn  0.28-2.8 fl oz/100 lb sweet corn	0.013-0.13
Plant Parasitic Nematodes: Dagger Nematode ( <i>Xiphinema</i> spp.) Lance Nematode ( <i>Hoplolaimus</i> spp.) Lesion Nematode ( <i>Pratylenchus</i> spp.) Needle Nematode ( <i>Longidorus</i> spp.) Pin Nematode ( <i>Paratylenchus</i> spp.) Ring Nematode ( <i>Mesocriconema</i> spp.) Root Knot Nematode ( <i>Meloidogyne</i> spp.) Sheath nematode ( <i>Hemicycliophora</i> spp.) Spiral Nematode ( <i>Helicotylenchus</i> spp.) Sting Nematode ( <i>Belonolaimus</i> spp.) Stubby Root Nematode ( <i>Paratrichodorus</i> spp.) Stunt Nematode ( <i>Tylenchorhynchus</i> spp.)	4.87-6.09 fl oz/100 lb field corn  2.18-2.71 fl oz/80,000 field corn kernels  10.83-13.53 fl oz/100 lb popcorn  8.66-10.83 fl oz/100 lb sweet corn	0.400-0.500
<p>*Based on an average seed weight of:</p> <ul style="list-style-type: none"> <li>• 1,800 field corn kernels/lb</li> <li>• 4,000 popcorn kernels/lb</li> <li>• 3,200 sweet corn kernels/lb</li> </ul>		
<p><b>Resistance Management:</b></p> <ul style="list-style-type: none"> <li>• Refer to Section 3.1.</li> </ul>		
USE RESTRICTIONS		
<ul style="list-style-type: none"> <li>• <b>Maximum Annual Plantings:</b> 2</li> <li>• <b>DO NOT</b> exceed 0.224 lb ai/A/year of pydiflumetofen-containing products through any combination of seed and foliar applications.</li> <li>• <b>Sections 4.0, 4.1, 5.0, and 6.0</b> contain additional product use restrictions.</li> </ul>		

## Cottonseed – Crop Subgroup 20C

Crops (Including cultivars, varieties, and/or hybrids of these) [– Not for Use in California]			
Cottonseed			
Target Disease/Pest	Use Rate*		Notes
	fl oz product /100 lb seed	mg ai/seed	
Seed-borne <i>Fusarium</i> spp.  <i>Suppression only:</i> Cotton Root-rot ( <i>Phymatotrichopsis omnivorum</i> )	1.53-12.28	0.050-0.403	For additional fungicidal control on Cotton, Salstro may be mixed with Vibrance® CST (EPA Reg. No. 100-1589).
Plant Parasitic Nematodes: Lance ( <i>Hoplolaimus</i> spp.) Lesion ( <i>Pratylenchus</i> spp.) Root Knot ( <i>Meloidogyne incognita</i> ) Reniform ( <i>Rotylenchulus reniformis</i> )			
*Based on an average seed weight of 4,500 cottonseeds/lb			
<b>Resistance Management:</b> Refer to Section 3.1.			
USE RESTRICTIONS			
<ul style="list-style-type: none"> <li>• <b>Maximum Annual Plantings:</b> 2</li> <li>• <b>DO NOT</b> exceed 0.201 lb ai/A/year of pydiflumetofen-containing products through any combination of seed and foliar applications.</li> <li>• <b>Sections 4.0, 4.1, 5.0, and 6.0</b> contain additional product use restrictions.</li> </ul>			

## Dried Shelled Pea and Bean – Crop Subgroup 6C

Crops [– Not for Use in California]		
<p><b>DRY BEANS</b></p> <p><b>Bean (<i>Lupinus</i> spp.):</b> Includes grain lupin, sweet lupin, white lupin, and white sweet lupin</p> <p><b>Bean (<i>Phaseolus</i> spp.):</b> Includes field bean, kidney bean, lima bean (dry), navy bean, pinto bean, and tepary bean</p>	<p><b>Bean (<i>Vigna</i> spp.):</b> Includes adzuki bean, blackeyed pea, catjang, cowpea, Crowder pea, moth bean, mung bean, rice bean, southern pea, and urd bean</p> <p><b>Broad bean (dry) (fava bean)</b> (<i>Vicia faba</i>)</p> <p><b>Guar</b> (<i>Cyamopsis tetragonoloba</i>)</p> <p><b>Lablab bean (hyacinth bean)</b> (<i>Lablab purpureus</i>)</p>	<p><b>DRY PEAS</b></p> <p><b>Field Pea</b> (<i>Pisum sativum</i>)</p> <p><b>Chickpea (garbanzo bean)</b> (<i>Cicer arietinum</i>)</p> <p><b>Lentil</b> (<i>Lens esculenta</i>)</p> <p><b>Pigeon Pea</b> (<i>Cajanus cajan</i>)</p>
Target Disease/Pest	Use Rate*	
	fl oz product/100 lb seed	mg ai/1,000 seeds
<p>Ascochyta Blight caused by seed-borne <i>Ascochyta</i> spp.</p> <p>Black root rot caused by <i>Fusarium solani</i></p> <p>Botrytis gray mold caused by seed-borne <i>Botrytis cinerea</i></p> <p>Fusarium root rot caused by <i>Fusarium</i> spp.</p> <p>White mold caused by seed-borne <i>Scerotinia sclerotiorum</i></p> <p><i>Suppression only:</i> Plant Parasitic Nematodes: Lesion (<i>Pratylenchus</i> spp.) Root Knot (<i>Meloidogyne</i> spp.)</p>	<p>Dry Peas (Including Chickpea and Lentil): 0.15-1.24</p> <p>Dry Beans (Including Cowpea): 0.15-1.53</p>	<p>Chickpea<sup>1</sup>: 25-204</p> <p>Field Pea<sup>2</sup>: 12-95</p> <p>Lentil<sup>3</sup>: 2-17</p> <p>Dry Bean<sup>4</sup>: 18-181</p> <p>Cowpea<sup>5</sup>: 7-71</p>
<p>*Based on an average seed weight of:</p> <ol style="list-style-type: none"> <li>1. 900 chickpeas/lb</li> <li>2. 1,930 field peas/lb</li> <li>3. 10,600 lentils/lb</li> <li>4. 1,250 dry beans/lb</li> <li>5. 3,200 cowpeas/lb</li> </ol>		
<p><b>Resistance Management:</b></p> <ul style="list-style-type: none"> <li>• Refer to Section 3.1.</li> </ul>		
USE RESTRICTIONS		
<ul style="list-style-type: none"> <li>• <b>Maximum Annual Plantings:</b> 2</li> <li>• <b>DO NOT</b> exceed 0.357 lb ai/A/year of pydiflumetofen-containing products through any combination of seed and foliar applications.</li> <li>• <b>Sections 4.0, 4.1, 5.0, and 6.0</b> contain additional product use restrictions.</li> </ul>		

## Peanut

Crops [– Not for Use in California]			
Peanut			
Target Disease/Pest	Use Rate*		Notes
	fl oz product/100 lb seed	mg ai/seed	
Seed-borne <i>Fusarium</i> spp.  <i>Suppression only:</i> Aspergillus Crown Rot ( <i>Aspergillus niger</i> )	0.31-0.61	0.050-0.106	For additional fungicidal control on Peanut, Salstro may be mixed with Dynasty® PD (EPA Reg. No. 100-1190).
*Based on an average seed weight of 850 peanuts/lb			
<b>Resistance Management:</b> Refer to Section 3.1.			
USE RESTRICTIONS			
<ul style="list-style-type: none"> <li>• <b>Maximum Annual Plantings:</b> 2</li> <li>• <b>DO NOT</b> exceed 0.18 lb ai/A/year of pydiflumetofen-containing products through any combination of seed and foliar applications.</li> <li>• <b>Sections 4.0, 4.1, 5.0, and 6.0</b> contain additional product use restrictions.</li> </ul>			

## Sorghum

Crops [– Not for Use in California]			
Sorghum			
Target Disease/Pest	Use Rate*		Notes
	fl oz product /100 lb seed	mg ai/seed	
Seed-borne <i>Fusarium</i> spp.  <i>Suppression Only:</i> Plant Parasitic Nematodes: Dagger Nematode ( <i>Xiphinema</i> spp.) Lance Nematode ( <i>Hoplolaimus</i> spp.) Lesion Nematode ( <i>Pratylenchus</i> spp.) Needle Nematode ( <i>Longidorus</i> spp.) Pin Nematode ( <i>Paratylenchus</i> spp.) Ring Nematode ( <i>Mesocriconema</i> spp.) Root Knot Nematode ( <i>Meloidogyne</i> spp.) Sheath nematode ( <i>Hemicycliophora</i> spp.) Spiral Nematode ( <i>Helicotylenchus</i> spp.) Sting Nematode ( <i>Belonolaimus</i> spp.) Stubby Root Nematode ( <i>Paratrichodorus</i> spp.) Stunt Nematode ( <i>Tylenchorhynchus</i> spp.)	0.10-0.88	0.001-0.009	For additional fungicidal control on Sorghum, Saltro may be mixed with Apron XL® (EPA Reg. No. 100-799), Dynasty (EPA Reg. No. 100-1159), Maxim® 4FS (EPA Reg. No. 100-758), Maxim XL Fungicide (EPA Reg. No. 100-916), and Vibrance (EPA Reg. No. 100-1374).
*Based on an average seed weight of 14,500 sorghum grains/lb			
<b>Resistance Management:</b> Refer to Section 3.1.			
USE RESTRICTIONS			
<ul style="list-style-type: none"> <li>• <b>Maximum Annual Plantings:</b> 2</li> <li>• <b>DO NOT</b> exceed 0.224 lb ai/A/year of pydiflumetofen-containing products through any combination of seed and foliar applications.</li> <li>• <b>Sections 4.0, 4.1, 5.0, and 6.0</b> contain additional product use restrictions.</li> </ul>			

Adepidyn®, Apron XL®, Dynasty®, Maxim®, Saltro®, Trebuset™, Vibrance® and the Syngenta logo are trademarks of a Syngenta Group Company  
©2020 Syngenta