



UNITED STATES ENVIRONMENTAL PROTECTION AGENCY
WASHINGTON, DC 20460

OFFICE OF CHEMICAL SAFETY
AND POLLUTION PREVENTION

September 19, 2019

Adora Clark
Federal Team Lead, Fungicides
Syngenta Crop Protection, LLC
PO Box 18300
Greensboro, NC 27419

Subject: PRIA Label Amendment – New Uses for Pydiflumetofen on Berries, Low Growing Crop Subgroup 13-07G (except cranberry and blueberry); Bulb Vegetable Crop Group 3-07A; Bulb Vegetable Crop Group 3-07B; Bushberry Crop Subgroup 13-07B; Non-bearing Citrus; Specific Root Vegetables; Sorghum; Stone Fruit Crop Group 12-12 (Subgroups 12A, 12B and 12C); Sugar beet; Tree Nuts Crop Group 14-12
Azoxystrobin Interim Decision
Product Name: A21461 Crop
EPA Registration Number: 100-1605
Application Date: July 27, 2018
Decision Number: 543317 and 555149

Dear Ms. Clark:

The application referred to above, submitted in connection with registration under the Federal Insecticide, Fungicide and Rodenticide Act (FIFRA), as amended, is acceptable under FIFRA Section 3(c)(7)(A), subject to the following conditions:

1. You must submit and/or cite all data required for registration/reregistration/registration review of your product under FIFRA when the Agency requires all registrants of similar products to submit such data.
2. You are required to comply with the data requirements described in the DCI identified below:
 - a. Propiconazole GDCI- 122101-1705

You must comply with all of the data requirements within the established deadlines. If you have questions about the Generic DCI listed above, you may contact the Chemical Review Manager in the Pesticide Reevaluation Division:

<http://iaspub.epa.gov/apex/pesticides/f?p=chemicalsearch:1>

The Agency, in accordance with FIFRA, as amended, has completed reviewing all of the information submitted with your application to support the Registration Review of the above

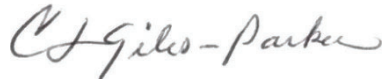
referenced product in connection with the Azoxystrobin Interim Decision, and has concluded that your submission is acceptable.

A stamped copy of your labeling is enclosed for your records. This labeling supersedes all previously accepted labeling. You must submit one (1) copy of the final printed labeling before you release the product for shipment with the new labeling. In accordance with 40 CFR 152.130(c), you may distribute or sell this product under the previously approved labeling for 12 months from the date of this letter. After 12 months, you may only distribute or sell this product if it bears this new revised labeling or subsequently approved labeling. "To distribute or sell" is defined under FIFRA section 2(gg) and its implementing regulation at 40 CFR 152.3.

Should you wish to add/retain a reference to the company's website on your label, then please be aware that the website becomes labeling under the Federal Insecticide Fungicide and Rodenticide Act and is subject to review by the Agency. If the website is false or misleading, the product would be misbranded and unlawful to sell or distribute under FIFRA section 12(a)(1)(E). 40 CFR 156.10(a)(5) list examples of statements EPA may consider false or misleading. In addition, regardless of whether a website is referenced on your product's label, claims made on the website may not substantially differ from those claims approved through the registration process. Therefore, should the Agency find or if it is brought to our attention that a website contains false or misleading statements or claims substantially differing from the EPA approved registration, the website will be referred to the EPA's Office of Enforcement and Compliance.

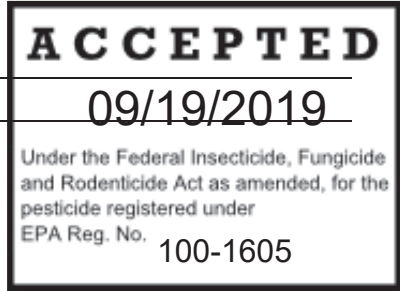
Your release for shipment of the product constitutes acceptance of these conditions. If you fail to satisfy these data requirements, EPA will consider appropriate regulatory action including, among other things, cancellation under FIFRA section 6(e). If you have any questions, please contact Lindsay Roe by phone at 703-347-0506, or via email at roe.lindsay@epa.gov; or Edward Cotton by phone at 703 347-8273, or via email at cotton.edward@epa.gov.

Sincerely,



Cynthia Giles-Parker, Chief
Fungicide Branch
Registration Division (7505P)

Enclosure stamped "accepted" label



SUPPLEMENTAL LABELING

Syngenta Crop Protection, LLC
P. O. Box 18300
Greensboro, North Carolina 27419-8300

SCP 1605

PYDIFLUMETOFEN	GROUP	7	FUNGICIDE
PROPICONAZOLE	GROUP	3	FUNGICIDE
AZOXYSTROBIN	GROUP	11	FUNGICIDE

A21461 Crop

[Alternate brand name: Miravis® Neo]

Fungicide

An ADEPIDYN™ brand fungicide

This supplemental label expires on 08/30/2022 and must not be used or distributed after this date.

Active Ingredients:

Pydiflumetofen*	7.0%
Azoxystrobin**	9.3%
Propiconazole***	11.6%

Other Ingredients:	72.1%
Total:	100.0%

*CAS No. 1228284-64-7

**CAS No. 131860-33-8

***CAS No. 60207-90-1

A21461 Crop is a suspoemulsion (SE) formulation and contains 0.63 lb of active ingredient pydiflumetofen and 0.83 lb ai active ingredient azoxystrobin and 1.04 lb ai active ingredient propiconazole per gallon.

KEEP OUT OF REACH OF CHILDREN.

WARNING/AVISO

EPA Reg. No. 100-1605

All applicable directions, restrictions, and precautions on the EPA-registered label are to be followed. Before using A21461 Crop as permitted according to this supplemental label, read and follow all applicable directions, restrictions, and precautions on the EPA-registered label on or attached to the pesticide product container. This Supplemental Labeling contains revised use instructions and/or restrictions that may be different from those that appear on the container label. This Supplemental Labeling must be in the possession of the user at the time of pesticide

application. It is a violation of Federal law to use this product in a manner inconsistent with its labeling.



DIRECTIONS FOR USE

It is a violation of Federal Law to use this product in a manner inconsistent with its labeling.

CROP USE DIRECTIONS

Almonds

Target Disease	Rate fl oz/A	Application Timing	Use Directions
Alternaria Leaf and Fruit Spot (<i>Alternaria alternata</i>) Anthracnose (<i>Colletotrichum acutatum</i>) Brown Rot Blossom Blight (<i>Monilinia laxa</i> , <i>M. fructicola</i>) Leaf Blight (<i>Seimatosporium lichenicola</i>) Scab (<i>Cladosporium carpophilum</i>) Shot Hole (<i>Wilsonomyces carpophilus</i>)	13.7 - 18.1*	Begin applications prior to disease development. Continue applications through season on a 7- to 14-day interval, following the resistance management guidelines. Blossom blight: Begin applications at early bloom and continue through petal fall.	Apply by ground or air. For aerial applications apply in a minimum of 10 GPA. Thorough and uniform coverage is essential for disease control. Reduced efficacy has been observed when uniform coverage cannot be obtained. An adjuvant may be added at recommended rates. <i>Optional language if label has a rate range:</i> If disease pressure is high, use the highest rate. <i>Optional language if label has a single rate and interval range:</i> If disease pressure is high, use the shortest interval. <i>Optional language if label has a rate range and interval range:</i> If disease pressure is high, use the shortest interval and highest rate.
*13.7 fl oz product/A is equivalent to 0.067 lb ai pydiflumetofen, 0.089 lb ai azoxystrobin and 0.111 lb propiconazole. *18.1 fl oz product/A is equivalent to 0.089 lb ai pydiflumetofen, 0.117 lb ai azoxystrobin and 0.147 lb propiconazole.			
Resistance Management: <ul style="list-style-type: none"> Do not make more than two consecutive applications of A21461 Crop or other Group 3, 7, or 11 fungicide before alternation with a fungicide that is not in Group 3, 7, or 11. 			

USE RESTRICTIONS

- 1) **Maximum Single Application Rate:** Do not exceed the maximum rate listed in the table.
- 2) **Maximum Number of Applications per Year:** Do not make more than 3 applications at the maximum application rate per year.
- 3) **Minimum Application Interval:** 7 days
- 4) **Maximum Annual Rate:** 54.5 fl oz/A/year (equivalent to 0.268 lb ai pydiflumetofen, 0.35 lb ai azoxystrobin and 0.44 lb ai propiconazole).
 - a) Do not apply more than 0.268 lb ai/A/year of pydiflumetofen containing products.
 - b) Do not apply more than 1.50 lb ai/A/year of azoxystrobin containing products.
 - c) Do not apply more than 0.90 lb ai/A/year of propiconazole containing products.
- 5) Do not graze livestock in treated areas or cut treated cover crop for feed.
- 6) **Pre-harvest Interval (PHI):** 60 days
- 7) For aerial applications do not apply in less than 10 GPA water.

Blueberry and Bushberry Crop Subgroup 13-07B

Crops (Including all cultivars, varieties and/or hybrids of these)			
Aronia berry	Currant, red	Jostaberry	
Blueberry, highbush	Elderberry	Juneberry (Saskatoon berry)	
Blueberry, lowbush	European barberry	Lingonberry	
Buffalo currant	Gooseberry	Native currant	
Chilean guava	Honeysuckle, edible	Salal	
Cranberry, highbush	Huckleberry	Sea buckthorn	
Currant, black			
Target Disease	Rate fl oz/A	Application Timing	Use Directions
Alternaria Fruit Rot <i>(Alternaria spp.)</i> Botryosphaeria Canker <i>(Botryosphaeria spp.)</i> Leaf Spot and Blotch <i>(Mycosphaerella spp., Septoria spp.)</i> Mummyberry <i>(Monilinia vaccinii-corymbosi)</i> Phomopsis Leaf Spot, Twig Blight and Stem Canker <i>(Phomopsis vaccinii)</i> Powdery Mildew <i>(Sphaerotheca spp.)</i> Septoria Blight <i>(Septoria spp.)</i> Spur Blight <i>(Didymella spp., Phoma spp.)</i>	13.7 - 20.8*	Begin applications prior to disease development. Continue applications through season on a 7- to 14-day interval, following the resistance management guidelines.	Apply by ground, air, or chemigation. An adjuvant may be added at recommended rates. <i>Optional language if label has a rate range:</i> If disease pressure is high, use the highest rate. <i>Optional language if label has a single rate and interval range:</i> If disease pressure is high, use the shortest interval. <i>Optional language if label has a rate range and interval range:</i> If disease pressure is high, use the shortest interval and highest rate.
Grey mold <i>(Botrytis cinerea)</i> Anthracnose Fruit Rot <i>(Colletotrichum spp.)</i>	18.1 – 20.8*		

*13.7 fl oz product/A is equivalent to 0.067 lb ai pydiflumetofen, 0.089 lb ai azoxystrobin and 0.111 lb propiconazole.

*18.1 fl oz product/A is equivalent to 0.089 lb ai pydiflumetofen, 0.117 lb ai azoxystrobin and 0.147 lb propiconazole.

*20.8 fl oz product/A is equivalent to 0.102 lb ai pydiflumetofen, 0.135 lb ai azoxystrobin and 0.169 lb propiconazole.

Resistance Management:

- Do not make more than two consecutive applications of A21461 Crop or other Group 3, 7, or 11 fungicide before alternation with a fungicide that is not in Group 3, 7, or 11.

USE RESTRICTIONS

- Maximum Single Application Rate:** Do not exceed the maximum rate listed in the table.
- Maximum Number of Applications per Year:** Do not make more than 2 applications at the maximum application rate per year.
- Minimum Application Interval:** 7 days
- Maximum Annual Rate:** 41.6 fl oz/A/year (equivalent to 0.20 lb ai pydiflumetofen, 0.27 lb ai azoxystrobin and 0.34 lb ai propiconazole).
 - Do not apply more than 0.268 lb ai/A/year of pydiflumetofen-containing products
 - Do not apply more than 0.75 lb ai/A/year of azoxystrobin-containing products.
 - Do not apply more than 0.84 lb ai/A/year of propiconazole-containing products.
- Pre-harvest Interval (PHI):** 30 days

Berry, Low Growing Subgroup 13-07G (except cranberry)

Crops (Including all cultivars, varieties and/or hybrids of these)			
Strawberry	Bilberry	Muntries	
Bearberry	Cloudberry	Partridgeberry	
Target Disease	Rate fl oz/A	Application Timing	Use Directions
Gray Mold (<i>Botrytis cinerea</i>)	13.7 - 20.8*	Begin applications prior to disease development.	Apply by ground, air, or chemigation.
Powdery mildew (<i>Sphaerotheca macularis</i>)		Continue applications through season on a 7- to 14-day interval, following the resistance management guidelines.	An adjuvant may be added at recommended rates. <i>Optional language if label has a rate range:</i> If disease pressure is high, use the highest rate.
Anthracnose Fruit Rot (<i>Colletotrichum spp.</i>)	18.1 – 20.8*		<i>Optional language if label has a single rate and interval range:</i> If disease pressure is high, use the shortest interval. <i>Optional language if label has a rate range and interval range:</i> If disease pressure is high, use the shortest interval and highest rate.
*13.7 fl oz product/A is equivalent to 0.067 lb ai pydiflumetofen, 0.089 lb ai azoxystrobin and 0.111 lb propiconazole.			

*18.1 fl oz product/A is equivalent to 0.089 lb ai pydiflumetofen, 0.117 lb ai azoxystrobin and 0.147 lb propiconazole.

*20.8 fl oz product/A is equivalent to 0.102 lb ai pydiflumetofen, 0.135 lb ai azoxystrobin and 0.169 lb propiconazole.

Resistance Management:

- Do not make more than two consecutive applications of A21461 Crop or other Group 3, 7, or 11 fungicide before alternation with a fungicide that is not in Group 3, 7, or 11.

USE RESTRICTIONS

- Maximum Single Application Rate:** Do not exceed the maximum rate listed in the table.
- Maximum Number of Applications per Year:** Do not make more than 2 applications at the maximum application rate per year.
- Minimum Application Interval:** 7 days
- Maximum Annual Rate:** 41.6 fl oz/A/year (equivalent to 0.20 lb ai pydiflumetofen, 0.27 lb ai azoxystrobin and 0.34 lb ai propiconazole).
 - Do not apply more than 0.268 lb ai/A/year of pydiflumetofen-containing products.
 - Do not apply more than 0.75 lb ai/A/year of azoxystrobin-containing products.
 - Do not apply more than 0.45 lb ai/A/year of propiconazole-containing products.
- Pre-harvest Interval (PHI):** 30 days

Bulb Vegetables Crop Group 3-07, Bulb and Green Onion

Crops (Including cultivars, varieties, and/or hybrids of these)			
Chive, fresh leaves	Kurrat	Onion, green	
Chive, Chinese, fresh leaves	Lady's leek	Onion, macrostem	
Daylily, bulb	Leek	Onion, pearl	
Elegans hosta	Leek, wild	Onion, potato, bulb	
Fritillaria, bulb	Lily, bulb	Onion, tree, tops	
Fritillaria, leaves	Onion, Beltsville bunching	Onion, Welsh, tops	
Garlic, bulb	Onion, bulb	Shallot, bulb	
Garlic, great-headed, bulb	Onion, Chinese, bulb	Shallot, fresh leaves	
Garlic, serpent, bulb	Onion, fresh		
Target Disease	Rate fl oz/A	Application Timing	Use Directions
Botrytis brown stain (Botrytis cinerea)	13.7 - 22.7*	Begin applications prior to disease development.	Applications may be made by ground, air, or chemigation.
Botrytis leaf blight (Botrytis squamosa)		Continue applications through season on a 7- to 14-day interval, following the resistance management guidelines.	An adjuvant may be added at recommended rates.
Botrytis rot of garlic (Botrytis porri)			Mixtures of A21461 Crop with insecticides and silicone adjuvants must be tested for crop safety before application to the crop.
Charcoal rot (Macrophomina phaseolina)			
Fusarium basal rot of garlic (Fusarium culmorum)			
Powdery mildew (Leveillula taurica)			
Purple blotch (Alternaria porri)			
Sclerotinia rot (Sclerotinia sclerotiorum)			
Stemphylium leaf blight			

and stalk rot (Stemphylium vesicarium)			
<p>*13.7 fl oz product/A is equivalent to 0.067 lb ai pydiflumetofen, 0.089 lb ai azoxystrobin and 0.111 lb propiconazole. *22.7 fl oz product/A is equivalent to 0.111 lb ai pydiflumetofen, 0.147 lb ai azoxystrobin and 0.184 lb propiconazole.</p>			
<p>Resistance Management:</p> <ul style="list-style-type: none"> Do not make more than two consecutive applications of A21461 Crop or other Group 3, 7 Or 11 fungicide before alternation with a fungicide that is not in Group 3, 7 or 11. 			
USE RESTRICTIONS			
<ol style="list-style-type: none"> 1) Maximum Single Application Rate: Do not exceed the maximum rate listed in the table. 2) Maximum Number of Applications per Year: Do not make more than 3 applications at the maximum application rate per year. 3) Minimum Application Interval: 7 days 4) Maximum Annual Rate: 68.1 fl oz/A/year (equivalent to 0.335 lb ai pydiflumetofen, 0.44 lb ai azoxystrobin and 0.55 lb ai propiconazole). <ol style="list-style-type: none"> a. Do not apply more than 0.335 lb ai/A/year of pydiflumetofen-containing products b. Do not apply more than 1.50 lb ai/A/year of azoxystrobin-containing products. c. Do not apply more than 0.90 lb ai/A/year of propiconazole-containing products. 5) Pre-harvest Interval (PHI): <ol style="list-style-type: none"> a. Dry bulb Onion: 14 day b. Green Onion: 7 day 			

Citrus Non-bearing Fruit

Crops (Including all cultivars, varieties and/or hybrids of these)			
Citrus Fruit (non-bearing) Calamondin Citron Citrus hybrids Grapefruit Mandarin	Kumquat Lemon Lime Mandarin Orange (sour and sweet)	Pummelo Satsuma mandarin Tangerine	
Target Disease	Rate fl oz/A	Application Timing	Use Directions
Greasy Spot (<i>Mycosphaerella citri</i>)	10 – 13.7*	Begin applications prior to disease development.	Apply by ground or air. An adjuvant may be added at recommended rates. <i>Optional language if label has a rate range:</i> If disease pressure is high, use the highest rate. <i>Optional language if label has a single rate and interval range:</i> If disease pressure is high, use the shortest interval. <i>Optional language if label has a rate range and interval range:</i> If disease pressure is high, use the shortest interval and highest rate.
<p>*10 fl oz product/A is equivalent to 0.049 lb ai pydiflumetofen, 0.065 lb ai azoxystrobin and 0.082 lb propiconazole. *13.7 fl oz product/A is equivalent to 0.067 lb ai pydiflumetofen, 0.089 lb ai azoxystrobin and 0.111 lb propiconazole.</p>			
Resistance Management:			
<ul style="list-style-type: none"> • Do not make more than two consecutive applications of A21461 Crop or other Group 3, 7, or 11 fungicide before alternation with a fungicide that is not in Group 3, 7, or 11. 			
USE RESTRICTIONS			
<ol style="list-style-type: none"> 1) Do not apply to citrus that will bear harvestable fruit within 12 months. 2) Maximum Single Application Rate: Do not exceed the maximum rate listed in the table. 3) Maximum Number of Applications per Year: Do not make more than 4 applications at the maximum application rate per year. 4) Minimum Application Interval: 7 days 5) Maximum Annual Rate: 54.8 fl oz/A/year (equivalent to 0.27 lb ai pydiflumetofen, 0.36 lb ai azoxystrobin and 0.45 lb ai propiconazole). <ol style="list-style-type: none"> a. Do not apply more than 0.30 lb ai/A/year of pydiflumetofen-containing products. b. Do not apply more than 1.5 lb ai/A/year of azoxystrobin-containing products. c. Do not apply more than 0.68 lb ai/A/year of propiconazole-containing products. 6) Pre-harvest Interval (PHI): NA 7) For aerial applications do not apply in less than 10 GPA water. 			

Pistachio

Target Disease	Rate (fl oz/A)	Application Timing	Use Directions
Alternaria Late Blight <i>(Alternaria alternata)</i> Botryosphaeria Panicle and Shoot Blight <i>(Botryosphaeria dothidea)</i> Septoria Leaf Spot <i>(Septoria pistaciarum)</i>	13.7 - 18.1*	Begin applications prior to disease development. Continue applications through season on a 14-day interval, following the resistance management guidelines.	Apply by ground or air. An adjuvant may be added at recommended rates. <i>Optional language if label has a rate range:</i> If disease pressure is high, use the highest rate.
Botrytis Blight (Botrytis spp.)	18.1*		<i>Optional language if label has a single rate and interval range:</i> If disease pressure is high, use the shortest interval. <i>Optional language if label has a rate range and interval range:</i> If disease pressure is high, use the shortest interval and highest rate.
*13.7 fl oz product/A is equivalent to 0.067 lb ai pydiflumetofen, 0.089 lb ai azoxystrobin and 0.111 lb propiconazole. *18.1 fl oz product/A is equivalent to 0.089 lb ai pydiflumetofen, 0.117 lb ai azoxystrobin and 0.147 lb propiconazole.			
Resistance Management: <ul style="list-style-type: none"> Do not make more than two consecutive applications of A21461 Crop or other Group 3, 7 or 11 fungicide before alternation with a fungicide that is not in Group 3, 7 or 11. 			
USE RESTRICTIONS			
1) Maximum Single Application Rate: Do not exceed the maximum rate listed in the table. 2) Maximum Number of Applications per Year: Do not make more than 3 applications at the maximum application rate per year. 3) Minimum Application Interval: 14 days 4) Maximum Annual Rate: 54.5 fl oz/A/year (equivalent to 0.268 lb ai pydiflumetofen, 0.35 lb ai azoxystrobin and 0.44 lb ai propiconazole). <ol style="list-style-type: none"> Do not apply more than 0.268 lb ai/A/year of pydiflumetofen-containing products, Do not apply more than 1.50 lb ai/A/year of azoxystrobin-containing products. Do not apply more than 0.90 lb ai/A/year of propiconazole-containing products. 5) Do not graze livestock in treated areas or cut treated cover crop for feed. 6) Pre-harvest Interval (PHI): 60 days 7) For aerial applications do not apply in less than 10 GPA water.			

Specific Root Vegetables

[See Sugar Beet Directions under Separate Table]			
Crops (Including all cultivars and/or varieties of these)			
Beet, garden Carrot		Radish	
Target Disease	Rate (fl oz/A)	Application Timing	Use Directions
Early blight (<i>Cercospora carotae</i>) Late blight (<i>Alternaria dauci</i>) Alternaria leaf spot (<i>Alternaria spp.</i>) Ascochyta leaf spot (<i>Ascochyta cynarae</i>) Powdery mildew (<i>Erysiphe polygoni</i> , <i>Leveillula taurica</i>) Black leg (<i>Phoma spp.</i>) Septoria leaf spot (<i>Septoria spp.</i>)	9.1 – 13.7*	Begin applications prior to disease development. Continue applications through season on a 7- to 14-day interval, following the resistance management guidelines.	Applications may be made by ground, air, or chemigation. An adjuvant may be added at recommended rates.
Suppression: Cercospora leaf spot (<i>Cercospora spp.</i>) White mold (<i>Sclerotium rolfsii</i>) Rust (<i>Uromyces betae</i> , <i>Puccinia helianthi</i>)	13.7*		
*9.1 fl oz product/A is equivalent to 0.045 lb ai pydiflumetofen, 0.059 lb ai azoxystrobin and 0.074 lb propiconazole. *13.7 fl oz product/A is equivalent to 0.067 lb ai pydiflumetofen, 0.089 lb ai azoxystrobin and 0.111 lb propiconazole.			
Resistance Management: <ul style="list-style-type: none"> Do not make more than two consecutive applications of A21461 Crop or other Group 3, 7, or 11 fungicide before alternation with a fungicide that is not in Group 3, 7 or 11. 			
USE RESTRICTIONS			
1) Maximum Single Application Rate: Do not exceed the maximum rate listed in the table. 2) Maximum Number of Applications per Year: Do not make more than 3 applications at the maximum application rate per year. 3) Minimum Application Interval: 7 days 4) Maximum Annual Rate: 54.5 fl oz/A/year (equivalent to 0.268 lb ai pydiflumetofen, 0.35 lb ai azoxystrobin and 0.44 lb ai propiconazole). <ol style="list-style-type: none"> Do not apply more than 0.268 lb ai/A/year of pydiflumetofen-containing products. Do not apply more than 2.0 lb ai/A/year of azoxystrobin-containing products. Do not apply more than 0.45 lb ai/A/year of propiconazole-containing products. 			

- 5) **Pre-harvest Interval (PHI):** 14 days
 6) Do not harvest tops of root vegetables (except sugar beet and garden beet) for feed or food.

Sorghum

Crops (Including all cultivars and/or varieties of these)			
Sorghum (grain) Sorghum (milo)			
Target Disease	Rate fl oz/A	Application Timing	Use Directions
Anthracnose (<i>Colletotrichum graminicola</i>) Fusarium head blight, root and stalk rot (<i>Fusarium spp.</i>) Gray leaf spot (<i>Cercospora sorghi</i>) Leaf blight (<i>Setosphaeria turcica</i>) Northern leaf blight (<i>Exserohilum turcicum</i>)	13.7*	Begin applications prior to disease development. Continue applications through season on a 7- to 14-day interval, following the resistance management guidelines.	Applications may be made by ground, air, or chemigation. An adjuvant may be added at recommended rates. <i>Optional language if label has an interval range:</i> If disease pressure is high, use the shortest interval.
*13.7 fl oz product/A is equivalent to 0.067 lb ai pydiflumetofen, 0.089 lb ai azoxystrobin and 0.111 lb propiconazole.			
Resistance Management:			
<ul style="list-style-type: none"> Do not make more than two consecutive applications of A21461 Crop or other Group 3, 7, or 11 fungicide before alternation with a fungicide that is not in Group 3, 7, or 11. 			
USE RESTRICTIONS			
<ol style="list-style-type: none"> Maximum Single Application Rate: Do not exceed the maximum rate listed in the table. Maximum Number of Applications per Year: Do not make more than 2 applications at the maximum application rate per year. Minimum Application Interval: 7 days Maximum Annual Rate: 27.4 fl oz/A/year (equivalent to 0.13 lb ai pydiflumetofen, 0.18 lb ai azoxystrobin and 0.22 lb ai propiconazole). <ol style="list-style-type: none"> Do not apply more than 0.220 lb ai/A/year of pydiflumetofen-containing products. Do not apply more than 0.50 lb ai/A/year of azoxystrobin-containing products. Do not apply more than 0.223 lb ai/A/year of propiconazole-containing products. Pre-harvest Interval (PHI): 30 days for forage Pre-harvest Interval (PHI): 21 days for grain and stover 			

Stone Fruit, Crop Group 12-12

Crops (Including all cultivars, varieties and/or hybrids of these)			
Apricot	Nectarine	Plum, Chickasaw	
Apricot, Japanese	Peach	Plum, Damson	
Capulin	Plum	Plum, Japanese	
Cherry, black	Plum, American	Plum, Klamath	
Cherry, Nanking	Plum, beach	Plum, prune	
Cherry, sweet	Plum, Canada	Plumcot	
Cherry, tart	Plum, cherry	Sloe	
Jujube, Chinese			
Target Disease	Rate fl oz/A	Application Timing	Use Directions
<p>Alternaria spot and fruit rot (<i>A. alternata</i>)</p> <p>Anthracnose (<i>Colletotrichum</i> spp.)</p> <p>Brown rot blossom blight and fruit rot (<i>Monilinia fructicola</i>, <i>M. laxa</i>)</p> <p>Leaf rust (<i>Tranzschelia discolor</i>)</p> <p>Powdery mildew (<i>Sphaerotheca pannosa</i>, <i>Podosphaera clandestina</i>)</p> <p>Scab (<i>Cladosporium carpophilum</i>)</p> <p>Shot hole (<i>Wilsonomyces carpophilus</i>)</p>	10 – 13.7*	<p>For Brown rot blossom blight, begin applications at early bloom and continue through petal fall.</p> <p>For Brown rot on fruit, apply as needed a maximum of two sprays during the preharvest period up to the day of harvest (minimum of a 10-day retreatment interval).</p> <p>If high inoculum and severe disease conditions persist, apply a registered non-Group 3, 7, or 11 fungicide.</p> <p>For all other diseases, follow the Brown rot blossom blight schedule. Make additional applications on a 10- to 14-day interval from the end of petal fall to harvest, following the resistance management guidelines.</p>	<p>Apply by ground or air.</p> <p>An adjuvant may be added at recommended rates.</p> <p><i>Optional language if label has a rate range:</i> If disease pressure is high, use the highest rate.</p> <p><i>Optional language if label has a single rate and interval range:</i> If disease pressure is high, use the shortest interval.</p> <p><i>Optional language if label has a rate range and interval range:</i> If disease pressure is high, use the shortest interval and highest rate.</p>
<p>*10 fl oz product/A is equivalent to 0.049 lb ai pydiflumetofen, 0.065 lb ai azoxystrobin and 0.082 lb propiconazole.</p> <p>*13.7 fl oz product/A is equivalent to 0.067 lb ai pydiflumetofen, 0.089 lb ai azoxystrobin and 0.111 lb propiconazole.</p>			
<p>Resistance Management:</p> <ul style="list-style-type: none"> Do not make more than two consecutive applications of A21461 Crop or other Group 3, 7, or 11 fungicide before alternation with a fungicide that is not in Group 3, 7, or 11. 			
USE RESTRICTIONS			
<ol style="list-style-type: none"> Maximum Single Application Rate: Do not exceed the maximum rate listed in the table. Maximum Number of Applications per Year: Do not make more than 3 applications at the maximum application rate per year. Minimum Application Interval: 10 days Maximum Annual Rate: 54.5 fl oz/A/year (equivalent to 0.268 lb ai pydiflumetofen, 0.35 lb ai 			

<p>azoxystrobin and 0.44 lb ai propiconazole).</p> <ol style="list-style-type: none"> Do not apply more than 0.268 lb ai/A/year of pydiflumetofen-containing products. Do not apply more than 1.5 lb ai/A/year of azoxystrobin-containing products. Do not apply more than 0.56 lb ai/A/year of propiconazole-containing products. <ol style="list-style-type: none"> For aerial applications do not apply in less than 10 GPA water. Pre-harvest Interval (PHI): 0 days
--

Sugar Beet

Target Disease	Rate (fl oz/A)	Application Timing	Use Directions
<p>Cercospora leafspot (<i>Cercospora beticola</i>) Powdery mildew (<i>Erysiphe polygoni</i>)</p>	9.1 – 13.7*	<p>Begin applications prior to disease development.</p> <p>Continue applications through season on a 10-day interval, following the resistance management guidelines.</p>	<p>Apply by ground, air, or chemigation.</p> <p>An adjuvant may be added at recommended rates.</p>
<p>*9.1 fl oz product/A is equivalent to 0.045 lb ai pydiflumetofen, 0.059 lb ai azoxystrobin and 0.074 lb propiconazole. *13.7 fl oz product/A is equivalent to 0.067 lb ai pydiflumetofen, 0.089 lb ai azoxystrobin and 0.111 lb propiconazole.</p>			
<p>Resistance Management:</p> <ul style="list-style-type: none"> Do not make more than two consecutive applications of A21461 Crop or other Group 3, 7 or 11 fungicide before alternation with a fungicide that is not in Group 3, 7 or 11. 			
USE RESTRICTIONS			
<ol style="list-style-type: none"> Maximum Single Application Rate: Do not exceed the maximum rate listed in the table. Maximum Number of Applications per Year: Do not make more than 3 applications at the maximum application rate per year. Minimum Application Interval: 10 days Maximum Annual Rate: 54.5 fl oz/A/year (equivalent to 0.268 lb ai pydiflumetofen, 0.35 lb ai azoxystrobin and 0.44 lb ai propiconazole). <ol style="list-style-type: none"> Do not apply more than 0.268 lb ai/A/year of pydiflumetofen-containing products. Do not apply more than 2.0 lb ai/A/year of azoxystrobin-containing products. Do not apply more than 0.34 lb ai/A/year of propiconazole-containing products. Pre-harvest Interval (PHI): 21 days Do not harvest tops of root vegetables (except sugar beet and garden beet) for feed or food. 			

Tree Nuts, Crop Group 14-12

[See Almond and Pistachio Directions under Separate Tables]		
Crops (Including all cultivars, varieties and/or hybrids of these)		
African nut-tree	Coconut	Okari nut
Almond	Coquito nut	Pachira nut
Beechnut	Dika nut	Peach palm nut
Brazil nut	Ginkgo	Pecan
Brazilian pine	Guiana chestnut	Pequi
Bunya	Hazelnut (filbert)	Pili nut
Bur oak	Heartnut	Pine nut
Butternut	Hickory nut	Pistachio

Cajou nut	Japanese horse-chestnut	Sapucaia nut	
Candlenut	Macadamia nut	Tropical almond	
Cashew	Mongongo nut	Walnut, black	
Chestnut	Monkey-pot	Walnut, English	
Chinquapin	monkey puzzle nut	Yellowhorn	
Target Disease	Rate fl oz/A	Application Timing	Use Directions
Alternaria Leaf and Fruit Spot <i>(Alternaria alternata)</i> Anthracnose <i>(Colletotrichum acutatum,</i> <i>Glomerella cingulata)</i> Blossom Blight <i>(Monilinia laxa, M. fructicola)</i> Eastern Filbert Blight <i>(Anisogramma anomale)</i> Late Blight <i>(Alternaria alternata)</i> Scab <i>(Cladosporium carpophilum)</i> Septoria Leaf Spot <i>(Septoria pistaciarum)</i> Shot Hole <i>(Wilsonomyces carpophilus)</i>	18.1*	Begin applications prior to disease development. Continue applications through season on a 7- to 21-day interval, following the resistance management guidelines. For blossom blight, begin applications at early bloom and continue through petal fall.	Apply by ground or air. An adjuvant may be added at recommended rates. <i>Optional language if label has a rate range:</i> If disease pressure is high, use the highest rate. <i>Optional language if label has a single rate and interval range:</i> If disease pressure is high, use the shortest interval. <i>Optional language if label has a rate range and interval range:</i> If disease pressure is high, use the shortest interval and highest rate.
*18.1 fl oz product/A is equivalent to 0.089 lb ai pydiflumetofen, 0.117 lb ai azoxystrobin and 0.147 lb propiconazole.			
Resistance Management:			
<ul style="list-style-type: none"> Do not make more than two consecutive applications of A21461 Crop or other Group 3, 7, or 11 fungicide before alternation with a fungicide that is not in Group 3, 7, or 11. 			
USE RESTRICTIONS			
<ol style="list-style-type: none"> Maximum Single Application Rate: Do not exceed the maximum rate listed in the table. Maximum Number of Applications per Year: Do not make more than 3 applications at the maximum application rate per year. Minimum Application Interval: 7 days Maximum Annual Rate: 54.5 fl oz/A/year (equivalent to 0.268 lb ai pydiflumetofen, 0.35 lb ai azoxystrobin and 0.44 lb ai propiconazole). <ol style="list-style-type: none"> Do not apply more than 0.268 lb ai/A/year of pydiflumetofen-containing products. Do not apply more than 1.2 lb ai/A/year of azoxystrobin-containing products. Do not apply more than 0.90 lb ai/A/year of propiconazole-containing products. Do not graze livestock in treated areas or cut treated cover crop for feed. Pre-harvest Interval (PHI): 60 days. For aerial applications do not apply in less than 10 GPA water. 			

Adepidyn™, Miravis® and the Syngenta logo are trademarks of a Syngenta Group Company
©20XX Syngenta

000100-01605.20180731D.A21461_CROP_SUPP_JUL2018-CL.pdf

[Master Label]

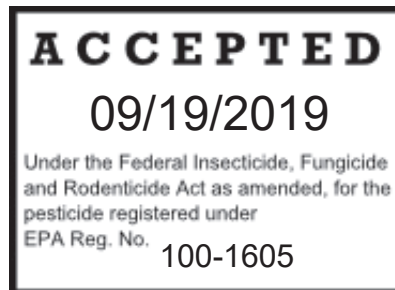
PYDIFLUMETOFEN	GROUP	7	FUNGICIDE
PROPICONAZOLE	GROUP	3	FUNGICIDE
AZOXYSTROBIN	GROUP	11	FUNGICIDE

A21461 Crop

[Alternate brand name: Miravis® Neo]

Fungicide

An ADEPIDYN™ brand fungicide



Active Ingredients:

Pydiflumetofen*	7.0%
Azoxystrobin**	9.3%
Propiconazole***	11.6%

Other Ingredients: 72.1%

Total: 100.0%

*CAS No. 1228284-64-7

**CAS No. 131860-33-8

***CAS No. 60207-90-1

A21461 Crop is a suspoemulsion (SE) formulation and contains 0.63 lb of active ingredient pydiflumetofen and 0.83 lb ai active ingredient azoxystrobin and 1.04 lb ai active ingredient propiconazole per gallon.

KEEP OUT OF REACH OF CHILDREN.

WARNING/AVISO

Si usted no entiende la etiqueta, busque a alguien para que se la explique a usted en detalle.
(If you do not understand the label, find someone to explain it to you in detail.)

See additional precautionary statements and directions for use inside booklet.
See First Aid Statement inside booklet and on container label.

EPA Reg. No. 100-1605
EPA Est.

_____ gallons
Net Contents

[Batch Code: _____] (For nonrefillables only.)

TABLE OF CONTENTS

1.0 FIRST AID

2.0 PRECAUTIONARY STATEMENTS

- 2.1 Hazards to Humans and Domestic Animals
- 2.2 Personal Protective Equipment (PPE)
 - 2.2.1 ENGINEERING CONTROL STATEMENTS
- 2.3 Environmental Hazards
 - 2.3.1 GROUND WATER ADVISORY
 - 2.3.2 SURFACE WATER ADVISORY
- 2.4 Physical or Chemical Hazards

DIRECTIONS FOR USE

3.0 PRODUCT INFORMATION

- 3.1 Integrated Pest (Disease) Management (IPM)
- 3.2 Resistance Management

4.0 APPLICATION DIRECTIONS

- 4.1 Methods of Application
- 4.2 Application Equipment
 - 4.2.1 NOZZLES
 - 4.2.2 PUMP
- 4.3 Application Volume and Spray Coverage
- 4.4 Mixing Directions
 - 4.4.1 A21461 CROP ALONE
 - 4.4.2 TANK-MIX PRECAUTIONS
 - 4.4.3 TANK-MIX COMPATIBILITY TEST
 - 4.4.4 A21461 CROP IN TANK MIXTURES
 - 4.4.5 SPRAY ADDITIVES
- 4.5 Application through Irrigation Systems (Chemigation)
 - 4.5.1 APPLICATION DIRECTIONS FOR OVERHEAD IRRIGATION SYSTEMS
 - 4.5.2 OPERATING INSTRUCTIONS FOR CHEMIGATION
 - 4.5.3 SPECIFIC INSTRUCTIONS FOR PUBLIC WATER SYSTEMS

5.0 ROTATIONAL CROP RESTRICTIONS

6.0 RESTRICTIONS AND PRECAUTIONS

- 6.1 Use Restrictions
- 6.2 Use Precautions
- 6.3 Spray Drift Management
 - 6.3.1 Aerial Applications
 - 6.3.2 Ground Applications
 - 6.3.3 Importance of Droplet Size
 - 6.3.4 CONTROLLING DROPLET SIZE
 - 6.3.5 APPLICATION HEIGHT
 - 6.3.6 SHIELDED SPRAYERS
 - 6.3.7 TEMPERATURE AND HUMIDITY
 - 6.3.8 WIND

6.3.9 TEMPERATURE INVERSIONS

6.3.10 NON-TARGET AREAS

7.0 CROP USE DIRECTIONS

7.1 Almonds

7.2 Blueberry and Bushberry Crop Subgroup 13-07B

7.3 Berry, Low Growing Subgroup 13-07G (except cranberry)

7.4 Bulb Vegetables Crop Group 3-07, Bulb and Green Onion

7.5 Canola (Rapeseed Crop Subgroup 20A)

7.6 Cereals Grains

7.7 Citrus Non-bearing Fruit

7.8 Corn

7.8.1 Field Corn, Popcorn (Including For Seed Production)

7.8.2 Sweet Corn (Including For Seed Production)

7.9 Specified Dried Shelled Beans (except Soybean) and Succulent Shelled Beans

7.10 Peanut

7.11 Pistachio

7.12 Quinoa

7.13 Specific Root Vegetables

7.14 Sorghum

7.15 Soybean

7.16 Stone Fruit, Crop Group 12-12

7.17 Sugar Beet

7.18 Tree Nuts, Crop Group 14-12

8.0 STORAGE AND DISPOSAL

9.0 CONDITIONS OF SALE AND LIMITATION OF WARRANTY AND LIABILITY

10.0 APPENDIX

10.1 A21461 Crop Rate Conversion Chart (for use with Section 7.0)

10.2 [Optional Table] A21461 Crop Use Summary Table

1.0 FIRST AID

FIRST AID	
If in eyes	<ul style="list-style-type: none"> • Hold eye open and rinse slowly and gently with water for 15-20 minutes. Remove contact lenses, if present, after the first 5 minutes, then continue rinsing. • Call a poison control center or doctor for treatment advice.
If swallowed	<ul style="list-style-type: none"> • Call a poison control center or doctor immediately for treatment advice. • Have person sip a glass of water if able to swallow. • Do not induce vomiting unless told to do so by a poison control center or doctor. • Do not give anything to by mouth an unconscious person.
Have the product container or label with you when calling a poison control center or doctor or going for treatment.	
HOTLINE NUMBER For 24-Hour Medical Emergency Assistance (Human or Animal) Or Chemical Emergency Assistance (Spill, Leak, Fire or Accident) Call 1-800-888-8372	

2.0 PRECAUTIONARY STATEMENTS

2.1 Hazards to Humans and Domestic Animals

WARNING/AVISO

Causes substantial but temporary eye injury. Do not get in eyes or on clothing. Harmful if swallowed. Wear appropriate protective eyewear such as goggles, face shield, or safety glasses. Wash thoroughly with soap and water after handling and before eating, drinking, chewing gum, using tobacco or using the toilet. Remove and wash contaminated clothing before reuse.

2.2 Personal Protective Equipment (PPE)

Applicators and other handlers must wear:

- Long-sleeved shirt and long pants
- Chemical-resistant gloves made of: Barrier laminate, Butyl rubber \geq 14 mils, Nitrile rubber \geq 14 mils, Neoprene rubber \geq 14 mils, Polyvinyl chloride (PVC) \geq 14 mils, or Viton® \geq 14 mils
- Shoes plus socks
- Protective eyewear (goggles, face shield, or safety glasses)

User Safety Requirements

Follow the manufacturer's instructions for cleaning/maintaining PPE. If no such instructions for washables exist, use detergent and hot water. Keep and wash PPE separately from other laundry.

2.2.1 ENGINEERING CONTROL STATEMENTS

When handlers use closed systems, enclosed cabs, or aircraft in a manner that meets the requirements listed in the Worker Protection Standard (WPS) for agricultural pesticides (40 CFR 170.240 (d)(4-6), the handler PPE requirements may be reduced or modified as specified in the WPS. Human flagging is prohibited.

IMPORTANT: When reduced PPE is worn because a closed system is being used, handlers must be provided all PPE specified above for "applicators and other handlers" and have such PPE immediately available for use in an emergency, such as a spill or equipment breakdown.

User Safety Recommendations

Users should:

- Wash hands before eating, drinking, chewing gum, using tobacco or using the toilet.
- Remove clothing/PPE immediately if pesticide gets inside. Then wash thoroughly and put on clean clothing.
- Remove PPE immediately after handling this product. Wash the outside of gloves before removing. As soon as possible, wash thoroughly and change into clean clothing.

2.3 Environmental Hazards

Propiconazole is toxic to fish and shrimp. Azoxystrobin is toxic to freshwater and estuarine/marine fish and aquatic invertebrates. Azoxystrobin can be persistent for several months or longer. Pydiflumetofen is toxic to fish, aquatic invertebrates, and oysters and shrimp. Drift and runoff may be hazardous to aquatic organisms in water adjacent to treated areas.

For terrestrial uses: Do not apply directly to water, or to areas where surface water is present, or to intertidal areas below the mean high water mark. Drift and runoff may be hazardous to aquatic organisms in water adjacent to treated areas. Do not contaminate water when disposing of equipment washwater or rinsate.

2.3.1 GROUND WATER ADVISORY

Azoxystrobin and a degradate of azoxystrobin are known to leach through soil to ground water under certain conditions as a result of label use. This chemical may leach into ground water if used in areas where soils are permeable, particularly where the water table is shallow. Pydiflumetofen has properties and characteristics associated with chemicals detected in ground water. These chemicals may leach into ground water if used in areas where soils are permeable, particularly where the water table is shallow.

2.3.2 SURFACE WATER ADVISORY

This product may impact surface water quality due to runoff of rain water. This is especially true for poorly draining soils and soils with shallow ground water. This product is classified as having a medium potential for reaching surface water and a high potential for reaching aquatic sediment via runoff for several months or more after application.

A level, well-maintained vegetative buffer strip between areas to which this product is applied and surface water features such as ponds, streams, and springs will reduce the potential loading of pydiflumetofen, propiconazole, and azoxystrobin and a degradate of azoxystrobin from runoff water and sediment. Runoff of this product will be reduced by avoiding applications when rainfall or irrigation is expected to occur within 48 hours. Sound erosion control practices will reduce this product's potential to reach aquatic sediment via runoff.

2.4 Physical or Chemical Hazards

Do not use or store near heat or open flame.

DIRECTIONS FOR USE

It is a violation of Federal Law to use this product in a manner inconsistent with its labeling.

Do not apply this product in a way that will contact workers or other persons, either directly or through drift. Only protected handlers may be in the area during application. For any requirements specific to your State or Tribe, consult the agency responsible for pesticide regulation.

Notify state and/or Federal authorities and Syngenta immediately if you observe any adverse environmental effects due to use of this product.

**FAILURE TO FOLLOW THE USE DIRECTIONS AND PRECAUTIONS ON THIS LABEL
MAY RESULT IN PLANT INJURY, POOR DISEASE CONTROL AND/OR ILLEGAL
RESIDUES.**

AGRICULTURAL USE REQUIREMENTS

Use this product only in accordance with its labeling and with the Worker Protection Standard, 40 CFR part 170. This Standard contains requirements for the protection of agricultural workers on farms, forests, nurseries, and greenhouses, and handlers of agricultural pesticides. It contains requirements for training, decontamination, notification, and emergency assistance. It also contains specific instructions and exceptions pertaining to the statements on this label about personal protective equipment (PPE), notification to workers, and restricted-entry interval. The requirements in this box only apply to uses of this product that are covered by the Worker Protection Standard.

Do not enter or allow worker entry into treated areas during the restricted-entry interval (REI) of 12 hours.

For early entry to treated areas that is permitted under the Worker Protection Standard and that involves contact with anything that has been treated, such as plants, soil or water, wear:

- Coveralls
- Chemical-resistant gloves made of: Barrier laminate, Butyl rubber \geq 14 mils, Nitrile rubber \geq 14 mils, Neoprene rubber \geq 14 mils, Polyvinyl chloride (PVC) \geq 14 mils, or Viton® \geq 14 mils
- Shoes plus socks
- Protective eyewear

3.0 PRODUCT INFORMATION

- A21461 Crop is not for residential use.
- Read all label directions before use. All applications must be made according to the use directions that follow.
- A21461 Crop is a broad-spectrum, preventative fungicide for the control of many important plant diseases, formulated as a suspoemulsion (SE).
- A21461 Crop is a member of Syngenta's Plant Performance™ product line and may also improve the yield and/or quality of the crop. These additional benefits are due to positive effects on plant physiology. The effects may vary according to factors such as the crop, crop hybrid, or environment.

3.0.1 CROP TOLERANCE

Plant tolerance has been found to be acceptable for all crops on the label; however, not all possible tank-mix combinations have been tested under all conditions. When possible, test your tank-mix combination(s) on a small portion of the crop to ensure that a phytotoxic response will not occur as a result of application.

ATTENTION

A21461 Crop is extremely phytotoxic to certain apple varieties. AVOID SPRAY DRIFT. Extreme care must be used to prevent injury to apple trees (and apple fruit).

3.0.2 DISEASE SUPPRESSION

If a use indicates suppression it refers to control which can range from fair to good, or consistent control at a level below that obtained with products registered for control.

3.1 Integrated Pest (Disease) Management (IPM)

A21461 Crop should be integrated into an overall disease and pest management strategy whenever the use of a fungicide is required. Cultural practices known to reduce disease development should be followed. This should include selection of varieties with disease tolerance, removal of plant debris in which inoculum overwinters, and proper timing and placement of irrigation. Consult your local agricultural authorities for additional IPM strategies established for your area. A21461 Crop may be used in State Agricultural Extension advisory (disease forecasting) programs which recommend application timing based on environmental factors favorable for disease development.

3.2 Resistance Management

PYDIFLUMETOFEN	GROUP	7	FUNGICIDE
PROPICONAZOLE	GROUP	3	FUNGICIDE
AZOXYSTROBIN	GROUP	11	FUNGICIDE

For resistance management, please note that A21461 Crop contains a Group 7 [pydiflumetofen], a Group 3 [propiconazole], and a Group 11 [azoxystrobin] fungicide. Any fungal population may contain individuals naturally resistant to A21461 Crop and other Group 7, Group 3, and Group 11 fungicides. A gradual or total loss of pest control may occur over time if these fungicides are used repeatedly in the same fields. Appropriate resistance-management strategies should be followed.

To delay fungicide resistance, take one or more of the following steps:

- Rotate the use of A21461 Crop or other Group 7, Group 3, and Group 11 fungicides within a growing season sequence with different groups that control the same pathogens.
- Use tank mixtures with fungicides from a different group that are equally effective on the target pest when such use is permitted. Use at least the minimum application rate as labeled by the manufacturer.
- Adopt an integrated disease management program for fungicide use that includes scouting, uses historical information related to pesticide use, and crop rotation, and which considers host plant resistance, impact of environmental conditions on disease development, disease thresholds, as well as cultural, biological and other chemical control practices.
- Where possible, make use of predictive disease models to effectively time fungicide applications. Note that using predictive models alone is not sufficient to manage resistance.

- Monitor treated fungal populations for resistance development.
- Contact your local extension specialist or certified crop advisor for any additional pesticide resistance-management and/or IPM recommendations for specific crops and pathogens.
- For further information or to report suspected resistance contact Syngenta Crop Protection at 1-866-796-4368. You can also contact your university extension specialist to report resistance.

As part of a resistance management strategy:

- Apply no more than 2 sequential applications unless otherwise stated in the crop section.
- Follow the crop-specific resistance management recommendations in **Section 7.0**.

4.0 APPLICATION DIRECTIONS

4.1 Methods of Application

Apply A21461 Crop at rates specified in the crop tables (**Section 7.0**). Thorough coverage will provide best results. Where permitted, applications can be made by ground, by air, and via chemigation as specified in **Section 7.0**. Refer to **Section 4.5** for details of application by chemigation.

4.2 Application Equipment

A21461 Crop may be applied with all types of spray equipment commonly used for making aerial and ground applications. Proper adjustments and calibration of spray equipment are needed to provide penetration and coverage essential for good disease control.

4.2.1 NOZZLES

- Equip sprayers with nozzles that provide uniform application and desired spray quality.
- Screens should be used to protect the pump and to prevent nozzles from clogging.

4.2.2 PUMP

- Use a pump with capacity to:
 1. Maintain 35-40 psi at nozzles
 2. Provide sufficient agitation in the tank to keep tank-mixture in suspension - this requires recirculation of 10% of tank volume per minute.
- Use a jet agitator or liquid sparge tube for agitation.
- Do not air sparge.
- Screens placed on suction side of pump should be 16-mesh or coarser.
- Do not place a screen in the recirculation line.
- Use 50-mesh or coarser screens between the pump and boom, and where required, at the nozzles.

For more information on spray equipment and calibration, consult sprayer manufacturers and state recommendations. For specific local directions and spray schedules, consult the current state agricultural recommendations.

4.3 Application Volume and Spray Coverage

See **Crop use Directions (Section 7.0)** for additional application volume information.

- Thorough coverage is necessary to provide good disease control.
- Avoid spray overlap, as crop injury may occur.
- For aerial application, apply in a minimum of 2 gallons of water per acre unless specified otherwise on this label.
- For ground application, apply in a minimum of 10 gallons of water per acre unless specified otherwise on this label.
- Avoid application under conditions when uniform coverage cannot be obtained or when excessive spray drift may occur.

4.4 Mixing Directions

- Prepare no more spray mixture than is required for the immediate operation.
- Thoroughly clean spray application equipment before using this product.
- Thoroughly agitate the spray solution before and during application.
- Rinse spray tank thoroughly with clean water after each day's use and dispose of pesticide rinsate by application to an already treated area.

4.4.1 A21461 CROP ALONE

- Add $\frac{1}{2}$ - $\frac{2}{3}$ of the required amount of water to the spray or mixing tank.
- With the agitator running, add A21461 Crop to the tank.
- Continue agitation while adding the remainder of the water.
- Begin application of the spray solution after A21461 Crop has completely dispersed into the mix water.
- Maintain agitation until all of the mixture has been sprayed.
- *Optional Language:* [Add tank-mix defoamer if needed.]
- *Optional Language:* [Add a tank-mix compatibility agent and buffering agents when using with fertilizer suspensions.]

4.4.2 TANK-MIX PRECAUTIONS

It is the pesticide user's responsibility to ensure that all products are registered for the intended use. Read and follow the applicable restrictions and limitations and directions for use on all product labels involved in tank mixing. Users must follow the most restrictive directions for use and precautionary statements of each product in the tank mixture.

- A21461 Crop can be tank-mixed with other fungicides, herbicides, insecticides, liquid fertilizers, adjuvants, and additives; however, not all combinations or environmental conditions have been tested.
- To ensure against incompatibility and crop injury, it is recommended to test the combinations on a small portion of the crop to be treated.

4.4.3 TANK-MIX COMPATIBILITY TEST

A jar compatibility test is recommended prior to tank mixing with other pesticides and/or adjuvants/additives, in order to ensure the compatibility of A21461 Crop with other products, adjuvants or fertilizers. The recommended procedure for conducting jar tank-mix compatibility tests is as follows:

Compatibility Test: Always perform a tank-mix compatibility test when mixing with new or unknown tank-mix partners before use. Use compatibility agents or buffering agents as per manufacturer label recommendations when using fertilizer suspensions as carrier. The following test assumes a spray volume of 25 gal/A. For other spray volumes, make appropriate changes in the components. Perform tank-mix compatibility test as follows:

1. Add 1 pt of carrier (either the water or liquid fertilizer to be used in the spray operation) to each of two clear 1-qt jars with tight lids.
2. To **one** of the jars, add ¼ tsp or 1.2 ml of a commercially available tank-mix compatibility agent approved for this use (¼ tsp is equivalent to 2 pt/100 gallons of spray solution). Close the lid, invert the jar, shake or stir gently to ensure thorough mixing of the compatibility agent.
3. To **both** jars, add the appropriate amount of each tank-mix partner. If more than one tank-mix partner is to be used, follow the mixing order, add dry formulations (wetable powders or water dispersible granules) first, followed by liquid flowables, capsule suspensions, emulsifiable concentrates, and finally add adjuvants. After each addition, invert the jar, shake or stir gently to thoroughly mix. The appropriate amount of each tank-mix partner for this test, is as follows:

Dry formulations: For each pound to be applied per acre, add 1.5 level teaspoons to each jar.

Liquid formulations: For each pint to be applied per acre, add 0.5 teaspoon or 2.5 milliliters to each jar.

4. After adding all ingredients, close the jars and tighten, then invert each jar 10 times to fully mix. Let the mixtures stand for 15-30 minutes and then assess by looking for separation, large flakes, precipitates, gels, heavy oily film on the jar, or other signs of incompatibility. Determine if a compatibility agent is needed in the spray mixture by comparing the two jars. If either mixture separates, but can be remixed readily, the mixture can be sprayed as long as good agitation is used. If the mixtures are incompatible, test the following methods of improving compatibility: (A) Pre-slurry dry formulations in water before addition to the jar, or (B) add the compatibility agent

directly into liquid formulations, before addition to the jar. If these procedures are followed but incompatibility is still observed, do not prepare the tank-mix in the spray tank.

4.4.4 A21461 CROP IN TANK MIXTURES

- Add $\frac{1}{2}$ - $\frac{2}{3}$ of the required amount of water to the spray or mixing tank.
- Start the agitator before adding any tank-mix partners
- When using in a tank-mix, add different formulation types in the sequence indicated below.
 1. products packaged in water-soluble packaging
 2. wettable powders
 3. wettable granules (dry flowables)
 4. liquid flowables such as A21461 Crop
 5. capsule suspensions
 6. soluble liquids
 7. emulsifiable concentrates
 8. surfactants / adjuvants.
- Allow each product to completely dissolve and disperse into the mix water before adding the next product. Continue agitation while the next product is added.
- Continue agitation while adding the remainder of the water.
- Begin application of the spray solution after all products have completely dispersed into the mix water.
- Maintain agitation until all of the mixture has been sprayed.
- Optional language: [Add tank-mix defoamer if needed.]

4.4.5 SPRAY ADDITIVES

- For some uses on this label, a spreading/penetrating type adjuvant such as a non-ionic surfactant, crop oil concentrate, silicone based, or blend must be added at the manufacturer's recommended rates.
- For other crop uses, an adjuvant is recommended. When an adjuvant is to be used with this product, the use of an adjuvant that meets the standards of the Council of Producers and Distributors of Agrotechnology (CPDA) certification program is recommended.

4.5 Application through Irrigation Systems (Chemigation)

4.5.1 APPLICATION DIRECTIONS FOR OVERHEAD IRRIGATION SYSTEMS

- Use only on crops for which chemigation is specified on this label.
- Use only with drive systems which provide uniform water distribution.
- Do not use end guns because of non-uniform application
- Apply this product only through center-pivot, solid-set, hand-move, or moving-wheel irrigation systems. Do not apply this product through any other type of irrigation system.

- Crop injury, lack of effectiveness, or illegal pesticide residues in the crop can result from non-uniform distribution of treated water.
- If you have questions about calibration, contact State Extension Service specialists, equipment manufacturers, or chemigation experts.
- Do not connect an irrigation system (including greenhouse systems) used for pesticide application to a public water system unless the pesticide label-prescribed safety devices for public water systems are in place.
- A person knowledgeable of the chemigation system and responsible for its operation, or under the supervision of the responsible person, shall shut the system down and make necessary adjustments should the need arise.
- Chemical tank and injector system should be thoroughly cleaned and flushed with clean water prior to use.
- Do not apply when winds are greater than 10 mph to avoid drift or wind skips.
- Do not apply when wind speed favors drift beyond the area intended for treatment.
- Thorough coverage of foliage is required for good control.
- Good agitation should be maintained in the tank during the entire application period.
- A21461 Crop has not been sufficiently tested via irrigation systems to determine product efficacy.
- In general, best performance via irrigation is 0.1 to 0.25 inches of water per acre.

Center-Pivot Irrigation

- Determine the size of the area to be treated.
- Determine the time required to apply $\frac{1}{8}$ - $\frac{1}{2}$ inch of water over the area to be treated when the system and injection equipment are operated at normal pressures as specified by the equipment manufacturer. When applying A21461 Crop through irrigation equipment use the lowest obtainable water volume while maintaining uniform distribution. Run the system at 80-95% of the manufacturer's rated capacity.
- Using water, determine the injection pump output when operated at normal line pressure.
- Determine the amount of A21461 Crop required to treat the area covered by the irrigation system.
- Add the required amount of A21461 Crop and sufficient water to meet the injection time requirements for the solution tank.
- Make sure the system is fully charged with water before starting injection of the A21461 Crop solution.
- Maintain constant solution tank agitation during the injection period.
- Continue to operate the system until the A21461 Crop solution has cleared the last sprinkler head.

Solid-Set, Hand-Move, and Moving-Wheel Irrigation

- Determine the acreage covered by the sprinklers.
- Fill injector solution tank with water and adjust flow rate to use the contents over a 20 to 30-minute interval. When applying A21461 Crop through irrigation equipment use the lowest obtainable water volume while maintaining uniform distribution.
- Determine the amount of A21461 Crop required needed to treat the area covered by the irrigation system.

- Add the required amount of A21461 Crop into the same quantity of water used to calibrate the injection period.
- Operate the system at the same pressure and time interval established during the calibration.
- Stop injection equipment after treatment is completed. Continue to operate the system until the A21461 Crop solution has cleared the last sprinkler head.

4.5.2 OPERATING INSTRUCTIONS FOR CHEMIGATION

1. The system must contain a functional check valve, vacuum relief valve, and low pressure drain appropriately located on the irrigation pipeline to prevent water-source contamination from backflow.
2. The pesticide injection pipeline must contain a functional, automatic, quick-closing check valve to prevent the flow of fluid back toward the injection pump.
3. The pesticide injection pipeline must also contain a functional, normally closed, solenoid-operated valve located on the intake side of the injection pump and connected to the system interlock to prevent fluid from being withdrawn from the supply tank when the irrigation system is either automatically or manually shut down.
4. The system must contain functional interlocking controls to automatically shut off the pesticide injection pump when the water pump motor stops.
5. The irrigation line or water pump must include a functional pressure switch which will stop the water pump motor when the water pressure decreases to the point where pesticide distribution is adversely affected.
6. Systems must use a metering pump, such as a positive displacement injection pump (e.g., diaphragm pump) effectively designed and constructed of materials that are compatible with pesticides and capable of being fitted with a system interlock.
7. Do not apply when wind speed favors drift beyond the area intended for treatment.

Allow sufficient time for pesticide to be flushed through all lines and all nozzles before turning off irrigation water.

4.5.3 SPECIFIC INSTRUCTIONS FOR PUBLIC WATER SYSTEMS

1. Public water system means a system for the provision to the public of piped water for human consumption if such system has at least 15 service connections or regularly serves an average of at least 25 individuals daily at least 60 days out of the year.
2. Chemigation systems connected to public water systems must contain a functional, reduced-pressure zone, back-flow preventer (RPZ) or the functional equivalent in the water supply line upstream from the point of pesticide introduction. As an option to the RPZ, the water from the public water system should be discharged into a reservoir tank prior to pesticide introduction. There shall be a complete physical break (air gap) between the flow outlet end of the fill pipe and the top or overflow rim of the reservoir tank of at least twice the inside diameter of the fill pipe.
3. The pesticide injection pipeline must contain a functional, automatic, quick-closing check valve to prevent the flow of fluid back toward the injection pump.
4. The pesticide injection pipeline must contain a functional, normally closed, solenoid-operated valve located on the intake side of the injection pump and connected to the system interlock to prevent fluid from being withdrawn from the supply tank when the irrigation system is either automatically or manually shut down.
5. The system must contain functional interlocking controls to automatically shut off the pesticide injection pump when the water pump motor stops, or in cases where there is no water pump, when the water pressure decreases to the point where pesticide distribution is adversely affected.
6. Systems must use a metering pump, such as a positive displacement injection pump (e.g., diaphragm pump) effectively designed and constructed of materials that are compatible with pesticides and capable of being fitted with a system interlock.
7. Do not apply when wind speed favors drift beyond the area intended for treatment.

5.0 ROTATIONAL CROP RESTRICTIONS

The following crops may be planted at the specified interval following application of A21461 Crop:

Crop, Crop Group, or Crop Subgroup	Plant-Back Interval
Bean; <i>Lupinus</i> spp. (Grain Lupin, Sweet Lupin, White Lupin, White Sweet Lupin) Bean; <i>Phaseolus</i> spp. (Kidney Bean, Lima Bean (dry), Navy Bean, Pinto Bean) Bean; <i>Vigna</i> spp. (Blackeyed Pea, Cowpea, Mung Bean), except cowpea forage and cowpea hay Broad Bean (dry) Chickpea (Garbanzo Bean) Blueberry and Bushberry Crop Subgroup 13-07B Bulb Vegetables 3-07 Carrots (root only) Cereals (barley, oats, wheat, triticale, rye) Citrus (non-bearing) Corn (field, pop) Corn, sweet Garden Beet (root and leaves) Peanut Quinoa Radish (root only) Rapeseed Crop Subgroup 20A (canola) Sorghum Soybean, except soybean forage, soybean hay, and soybean silage Stone Fruit Crop Group 12-12 Strawberry and other low growing berries Crop Subgroup 13-07G Sugar Beet (root and leaves) Tree Nut Crop Group 14-12	0 days
Celery Citrus Crop Group 10-10 (fruit-bearing) Cottonseed Crop Group 20C Cucurbit Vegetables (Crop Group 9) Fruiting Vegetables (Crop Group 8-10) Oilseed Crop Group 20B (includes sunflower) Leaves of Root and Tuber Vegetables (Crop Group 2) not listed above Peas (<i>Pisum</i> spp.) Peppers (bell and non-bell) Pome Fruit Crop Group 11-10 Potato	105 days

Root & Tuberous Vegetables (Crop Group 1) not listed above Tomatoes	
All other crops Intended for Food and Feed	365 days

6.0 RESTRICTIONS AND PRECAUTIONS

6.1 Use Restrictions

- **DO NOT** apply through any ultra-low volume (ULV) spray system.
- **DO NOT** use spray equipment which has been previously used to apply A21461 Crop to spray apple trees. Even trace amounts can cause unacceptable phytotoxicity to certain apple and crabapple varieties.
- **DO NOT** apply to plants grown for transplanting purposes.
- **DO NOT** use in nurseries, greenhouses, or landscape plantings.
- **DO NOT** spray A21461 Crop where spray drift may reach apple trees.

6.2 Use Precautions

- Under certain conditions conducive to extended infection periods, use another registered fungicide for additional applications if maximum amount of A21461 Crop has been used.
- If isolates resistant to Group 7, 3 or 11 fungicides are present, efficacy can be reduced for certain diseases.
- The higher rates in the rate range and/or shorter spray intervals may be required under conditions of heavy infection pressure, with highly susceptible varieties, or when environmental conditions are conducive to disease.

6.3 Spray Drift Management

ATTENTION

- AVOID SPRAY DRIFT. **DO NOT** spray A21461 Crop where spray drift may reach apple trees. A21461 Crop is extremely phytotoxic to certain apple varieties. Extreme care must be used to prevent injury to apple trees (and apple fruit).
- **THE APPLICATOR IS RESPONSIBLE FOR AVOIDING OFF-SITE SPRAY DRIFT. BE AWARE OF NEARBY NON-TARGET SITES AND ENVIRONMENTAL CONDITIONS.**
- Do not apply when conditions favor drift beyond the target area.
- The interaction of many equipment- and weather-related factors determines the potential for spray drift.
- **DO NOT** apply when the wind speed is greater than 10 mph or during periods of temperature inversions.
- Do not apply at wind speeds below 3 mph.
- Do not apply when weather conditions favor drift from treated areas to non-target

aquatic habitat.

MANDATORY SPRAY DRIFT

6.3.1 Aerial Applications

- Do not release spray at a height greater than 10 ft above the vegetative canopy unless a greater application height is necessary for pilot safety.
- The boom length must not exceed 65% of the wingspan for airplanes or 75% of the rotor blade diameter for helicopters.
- Applicators must use ½ swath displacement upwind at the downwind edge of the field.
- Nozzles must be oriented so the spray is directed toward the back of the aircraft.

6.3.2 Ground Applications

- Apply with the nozzle height recommended by the manufacturer, but no more than 3 feet above the ground or crop canopy unless making a pasture or rangeland application, in which case applicators may apply with a nozzle height no more than 4 feet above the ground.
- For all other applications, applicators are required to use a medium or coarser droplet size (ASABE S572.1).

6.3.3 Importance of Droplet Size

- An effective way to reduce spray drift is to apply large droplets. Use the largest droplets that provide target pest control. While applying larger droplets will reduce spray drift, the potential for drift will be greater if applications are made improperly or under unfavorable environmental conditions.

6.3.4 CONTROLLING DROPLET SIZE

- **Volume** – Use high flow rate nozzles to apply the highest practical spray volume. Nozzles with higher rated flows produce larger droplets.
- **Pressure** – Do not exceed the nozzle manufacturer's recommended pressures. For many nozzle types, lower pressure produces larger droplets. When higher flow rates are needed, use higher rate nozzles instead of increasing pressure.
- **Number of Nozzles** – Use the minimum number of nozzles that provide uniform coverage.
- **Spray Nozzle** – Use a spray nozzle that is designed for the intended application. Consider using nozzles designed to reduce drift.

6.3.5 APPLICATION HEIGHT

Applications must be made at the lowest height above the target area that still provides uniform coverage of the target. Making applications at the lowest yet effective height reduces exposure of droplets to wind.

6.3.6 SHIELDED SPRAYERS

Shielding the boom or individual nozzles can reduce spray drift. Consider using shielded sprayers. Verify that the shields are not interfering with the uniform deposition of the spray on the target area.

6.3.7 TEMPERATURE AND HUMIDITY

When making applications in hot and dry conditions, use larger droplets to reduce effects of evaporation.

6.3.8 WIND

Drift potential is lowest when wind speeds are 10 mph or less. However, many factors, including droplet size, pressure, and equipment type determine drift potential at any given wind speed. **Note:** Local terrain can influence wind patterns. Leave a 25-foot buffer downwind of the application to avoid drift to non-target areas.

AVOID APPLICATIONS DURING GUSTY WIND CONDITIONS.

Applicators need to be familiar with local wind patterns and terrain that could affect spray drift.

6.3.9 TEMPERATURE INVERSIONS

- Applications must not occur during a temperature inversion because drift potential is high. Temperature inversions restrict vertical air mixing, which causes small suspended droplets to remain in a concentrated cloud. This cloud can move in unpredictable directions due to the light variable winds common during inversions.
- Temperature inversions are characterized by increasing temperatures with altitude and are common on nights with limited cloud cover and light to no wind. They begin to form as the sun sets and often continue into the morning.
- Their presence can be indicated by ground fog; however, if fog is not present, inversions can also be identified by the movement of smoke from a ground source or an aircraft smoke generator. Smoke that layers and moves laterally in a concentrated cloud (under low wind conditions) indicates an inversion, while smoke that moves upward and rapidly dissipates, indicates good vertical air mixing.

6.3.10 NON-TARGET AREAS

Do not apply this pesticide when the product may drift to non-target areas (i.e. residential areas, bodies of water, known habitat for threatened or endangered species, non-target crops).

7.0 CROP USE DIRECTIONS

7.1 Almonds

Target Disease	Rate fl oz/A	Application Timing	Use Directions
<p>Alternaria Leaf and Fruit Spot (<i>Alternaria alternata</i>)</p> <p>Anthracnose (<i>Colletotrichum acutatum</i>)</p> <p>Brown Rot Blossom Blight (<i>Monilinia laxa</i>, <i>M. fructicola</i>)</p> <p>Leaf Blight (<i>Seimatosporium lichenicola</i>)</p> <p>Scab (<i>Cladosporium carpophilum</i>)</p> <p>Shot Hole (<i>Wilsonomyces carpophilus</i>)</p>	13.7 - 18.1*	<p>Begin applications prior to disease development.</p> <p>Continue applications through season on a 7- to 14-day interval, following the resistance management guidelines.</p> <p>Blossom blight: Begin applications at early bloom and continue through petal fall.</p>	<p>Apply by ground or air.</p> <p>For aerial applications apply in a minimum of 10 GPA. Thorough and uniform coverage is essential for disease control. Reduced efficacy has been observed when uniform coverage cannot be obtained.</p> <p>An adjuvant may be added at recommended rates.</p> <p><i>Optional language if label has a rate range:</i> If disease pressure is high, use the highest rate.</p> <p><i>Optional language if label has a single rate and interval range:</i> If disease pressure is high, use the shortest interval.</p> <p><i>Optional language if label has a rate range and interval range:</i> If disease pressure is high, use the shortest interval and highest rate.</p>
<p>*13.7 fl oz product/A is equivalent to 0.067 lb ai pydiflumetofen, 0.089 lb ai azoxystrobin and 0.111 lb propiconazole.</p> <p>*18.1 fl oz product/A is equivalent to 0.089 lb ai pydiflumetofen, 0.117 lb ai azoxystrobin and 0.147 lb propiconazole.</p>			
<p>Resistance Management:</p> <ul style="list-style-type: none"> Do not make more than two consecutive applications of A21461 Crop or other Group 3, 7, or 11 fungicide before alternation with a fungicide that is not in Group 3, 7, or 11. 			
USE RESTRICTIONS			
<ol style="list-style-type: none"> Maximum Single Application Rate: Do not exceed the maximum rate listed in the table. Maximum Number of Applications per Year: Do not make more than 3 applications at the maximum application rate per year. Minimum Application Interval: 7 days Maximum Annual Rate: 54.5 fl oz/A/year (equivalent to 0.268 lb ai pydiflumetofen, 0.35 lb ai azoxystrobin and 0.44 lb ai propiconazole). <ol style="list-style-type: none"> Do not apply more than 0.268 lb ai/A/year of pydiflumetofen containing products. Do not apply more than 1.50 lb ai/A/year of azoxystrobin containing products. Do not apply more than 0.90 lb ai/A/year of propiconazole containing products. Do not graze livestock in treated areas or cut treated cover crop for feed. Pre-harvest Interval (PHI): 60 days For aerial applications do not apply in less than 10 GPA water. 			

7.2 Blueberry and Bushberry Crop Subgroup 13-07B

Crops (Including all cultivars, varieties and/or hybrids of these)			
Aronia berry	Currant, red	Jostaberry	
Blueberry, highbush	Elderberry	Juneberry (Saskatoon berry)	
Blueberry, lowbush	European barberry	Lingonberry	
Buffalo currant	Gooseberry	Native currant	
Chilean guava	Honeysuckle, edible	Salal	
Cranberry, highbush	Huckleberry	Sea buckthorn	
Currant, black			
Target Disease	Rate fl oz/A	Application Timing	Use Directions
Alternaria Fruit Rot (<i>Alternaria</i> spp.) Botryosphaeria Canker (<i>Botryosphaeria</i> spp.) Leaf Spot and Blotch (<i>Mycosphaerella</i> spp., <i>Septoria</i> spp.) Mummyberry (<i>Monilinia vaccinii- corymbosi</i>) Phomopsis Leaf Spot, Twig Blight and Stem Canker (<i>Phomopsis vaccinii</i>) Powdery Mildew (<i>Sphaerotheca</i> spp.) Septoria Blight (<i>Septoria</i> spp.) Spur Blight (<i>Didymella</i> spp., <i>Phoma</i> spp.)	13.7 - 20.8*	Begin applications prior to disease development. Continue applications through season on a 7- to 14-day interval, following the resistance management guidelines.	Apply by ground, air, or chemigation. An adjuvant may be added at recommended rates. <i>Optional language if label has a rate range:</i> If disease pressure is high, use the highest rate. <i>Optional language if label has a single rate and interval range:</i> If disease pressure is high, use the shortest interval. <i>Optional language if label has a rate range and interval range:</i> If disease pressure is high, use the shortest interval and highest rate.
Grey mold (<i>Botrytis cinerea</i>) Anthracnose Fruit Rot (<i>Colletotrichum</i> spp.)	18.1 – 20.8*		
*13.7 fl oz product/A is equivalent to 0.067 lb ai pydiflumetofen, 0.089 lb ai azoxystrobin and 0.111 lb propiconazole. *18.1 fl oz product/A is equivalent to 0.089 lb ai pydiflumetofen, 0.117 lb ai azoxystrobin and 0.147 lb propiconazole. *20.8 fl oz product/A is equivalent to 0.102 lb ai pydiflumetofen, 0.135 lb ai azoxystrobin and 0.169 lb propiconazole.			
Resistance Management: <ul style="list-style-type: none"> Do not make more than two consecutive applications of A21461 Crop or other Group 3, 7, or 11 fungicide before alternation with a fungicide that is not in Group 3, 7, or 11. 			
USE RESTRICTIONS			
1) Maximum Single Application Rate: Do not exceed the maximum rate listed in the table. 2) Maximum Number of Applications per Year: Do not make more than 2 applications at the maximum application rate per year. 3) Minimum Application Interval: 7 days 4) Maximum Annual Rate: 41.6 fl oz/A/year (equivalent to 0.20 lb ai pydiflumetofen, 0.27 lb ai			

<p>azoxystrobin and 0.34 lb ai propiconazole).</p> <p>a) Do not apply more than 0.268 lb ai/A/year of pydiflumetofen-containing products</p> <p>b) Do not apply more than 0.75 lb ai/A/year of azoxystrobin-containing products.</p> <p>c) Do not apply more than 0.84 lb ai/A/year of propiconazole-containing products.</p> <p>5) Pre-harvest Interval (PHI): 30 days</p>
--

7.3 Berry, Low Growing Subgroup 13-07G (except cranberry)

Crops (Including all cultivars, varieties and/or hybrids of these)			
Strawberry Bearberry	Bilberry Cloudberry	Muntries Partridgeberry	
Target Disease	Rate fl oz/A	Application Timing	Use Directions
Gray Mold (<i>Botrytis cinerea</i>)	13.7 - 20.8*	Begin applications prior to disease development.	Apply by ground, air, or chemigation.
Powdery mildew (<i>Sphaerotheca macularis</i>)		Continue applications through season on a 7- to 14-day interval, following the resistance management guidelines.	An adjuvant may be added at recommended rates. <i>Optional language if label has a rate range:</i> If disease pressure is high, use the highest rate.
Anthracnose Fruit Rot (<i>Colletotrichum spp.</i>)	18.1 – 20.8*		<i>Optional language if label has a single rate and interval range:</i> If disease pressure is high, use the shortest interval. <i>Optional language if label has a rate range and interval range:</i> If disease pressure is high, use the shortest interval and highest rate.
<p>*13.7 fl oz product/A is equivalent to 0.067 lb ai pydiflumetofen, 0.089 lb ai azoxystrobin and 0.111 lb propiconazole.</p> <p>*18.1 fl oz product/A is equivalent to 0.089 lb ai pydiflumetofen, 0.117 lb ai azoxystrobin and 0.147 lb propiconazole.</p> <p>*20.8 fl oz product/A is equivalent to 0.102 lb ai pydiflumetofen, 0.135 lb ai azoxystrobin and 0.169 lb propiconazole.</p>			
Resistance Management:			
<ul style="list-style-type: none"> Do not make more than two consecutive applications of A21461 Crop or other Group 3, 7, or 11 fungicide before alternation with a fungicide that is not in Group 3, 7, or 11. 			
USE RESTRICTIONS			
<ol style="list-style-type: none"> Maximum Single Application Rate: Do not exceed the maximum rate listed in the table. Maximum Number of Applications per Year: Do not make more than 2 applications at the maximum application rate per year. Minimum Application Interval: 7 days Maximum Annual Rate: 41.6 fl oz/A/year (equivalent to 0.20 lb ai pydiflumetofen, 0.27 lb ai azoxystrobin and 0.34 lb ai propiconazole). <ol style="list-style-type: none"> Do not apply more than 0.268 lb ai/A/year of pydiflumetofen-containing products Do not apply more than 0.75 lb ai/A/year of azoxystrobin-containing products. Do not apply more than 0.45 lb ai/A/year of propiconazole-containing products. 			

5) **Pre-harvest Interval (PHI):** 30 days

7.4 Bulb Vegetables Crop Group 3-07, Bulb and Green Onion

Crops (Including cultivars, varieties, and/or hybrids of these)			
Chive, fresh leaves	Kurrat	Onion, green	
Chive, Chinese, fresh leaves	Lady's leek	Onion, macrostem	
Daylily, bulb	Leek	Onion, pearl	
Elegans hosta	Leek, wild	Onion, potato, bulb	
Fritillaria, bulb	Lily, bulb	Onion, tree, tops	
Fritillaria, leaves	Onion, Beltsville bunching	Onion, Welsh, tops	
Garlic, bulb	Onion, bulb	Shallot, bulb	
Garlic, great-headed, bulb	Onion, Chinese, bulb	Shallot, fresh leaves	
Garlic, serpernt, bulb	Onion, fresh		
Target Disease	Rate fl oz/A	Application Timing	Use Directions
Botrytis brown stain (Botrytis cinerea) Botrytis leaf blight (Botrytis squamosal) Botrytis rot of garlic (Botrytis porri) Charcoal rot (Macrophomina phaseolina) Fusarium basal rot of garlic (Fusarium culmorum) Powdery mildew (Leveillula taurica) Purple blotch (Alternaria porri) Sclerotinia rot (Sclerotinia sclerotiorum) Stemphylium leaf blight and stalk rot (Stemphylium vesicarium)	13.7 - 22.7*	Begin applications prior to disease development. Continue applications through season on a 7- to 14-day interval, following the resistance management guidelines.	Applications may be made by ground, air, or chemigation. An adjuvant may be added at recommended rates. Mixtures of A21461 Crop with insecticides and silicone adjuvants must be tested for crop safety before application to the crop.
*13.7 fl oz product/A is equivalent to 0.067 lb ai pydiflumetofen, 0.089 lb ai azoxystrobin and 0.111 lb propiconazole. *22.7 fl oz product/A is equivalent to 0.111 lb ai pydiflumetofen, 0.147 lb ai azoxystrobin and 0.184 lb propiconazole.			
Resistance Management:			
<ul style="list-style-type: none"> Do not make more than two consecutive applications of A21461 Crop or other Group 3, 7 Or 11 fungicide before alternation with a fungicide that is not in Group 3, 7 or 11. 			
USE RESTRICTIONS			
<ol style="list-style-type: none"> Maximum Single Application Rate: Do not exceed the maximum rate listed in the table. Maximum Number of Applications per Year: Do not make more than 3 applications at the maximum application rate per year. Minimum Application Interval: 7 days Maximum Annual Rate: 68.1 fl oz/A/year (equivalent to 0.335 lb ai pydiflumetofen, 0.44 lb ai azoxystrobin and 0.55 lb ai propiconazole). 			

- a. Do not apply more than 0.335 lb ai/A/year of pydiflumetofen-containing products
 - b. Do not apply more than 1.50 lb ai/A/year of azoxystrobin-containing products.
 - c. Do not apply more than 0.90 lb ai/A/year of propiconazole-containing products.
- 5) **Pre-harvest Interval (PHI):**
- a. Dry bulb Onion: 14 day
 - b. Green Onion: 7 day

7.5 Canola (Rapeseed Crop Subgroup 20A)

Crops (Including all cultivars, varieties, and/or hybrids of these)			
Borage	Gold of pleasure	Mustard seed	
Canola	Hare's ear mustard	Oil radish	
Crambe	Lesquerella	Poppy seed	
Cuphea	Lunaria	Rapeseed	
Echium	Meadowfoam	Sesame	
Flax seed	Milkweed	Sweet rocket	
Target Disease	Rate (fl oz/A)	Application Timing	Use Directions
Alternaria black spot <i>(Alternaria.brassicae)</i> Black leg/Phoma <i>(Leptosphaeria maculans)</i> Cercospora leafspot <i>(C. brassicicola)</i> Leaf spot and pod rot <i>(Alternaria alternata)</i> Powdery mildew <i>(Erysiphe polygoni)</i>	10.3 – 13.7*	For Phoma control, apply during the rosette stage between 2nd true leaf and bolting. For Alternaria, make an application at the end of flowering/early pod set. For other foliar diseases, apply at first sign of disease.	Apply by ground, air, or chemigation. An adjuvant may be added at recommended rates. Apply in sufficient water to obtain thorough coverage. <i>Optional language if label has a rate range:</i> If disease pressure is high, use the highest rate.
Suppression: White Mold <i>(Sclerotinia sclerotiorum)</i>	10.3 – 13.7*	Apply at 20-50% flowering or prior to onset of disease	
*10.3 fl oz product/A is equivalent to 0.051 lb ai pydiflumetofen, 0.067 lb ai azoxystrobin and 0.084 lb propiconazole. *13.7 fl oz product/A is equivalent to 0.067 lb ai pydiflumetofen, 0.089 lb ai azoxystrobin and 0.111 lb propiconazole.			
USE RESTRICTIONS			
1) Maximum Single Application Rate: Do not exceed the maximum rate listed in the table 2) Maximum Number of Applications per Year: Do not make more than 1 application per year. 3) Maximum Annual Rate: 13.7 fl oz/A/year (equivalent to 0.067 lb ai pydiflumetofen, 0.089 lb ai azoxystrobin and 0.111 lb ai propiconazole). a. Do not apply more than 0.113 lb ai/A/year of propiconazole-containing products. b. Do not apply more than 0.45 lb ai/A/year of azoxystrobin-containing products. c. Do not apply more than 0.29 lb ai/A/year of pydiflumetofen-containing products. 4) Pre-harvest Interval (PHI): 30 days			

7.6 Cereals Grains

Crops (Including all cultivars and/or varieties of these)			
Barley Oats	Rye Triticale	Wheat	
Target Disease	Rate (fl oz/A)	Application Timing	Use Directions
Early-season suppression: Glume blotch <i>(Stagonospora nodorum)</i> Leaf blight <i>(Septoria tritici)</i> Powdery mildew <i>(Blumeria spp)</i> Tan spot <i>(Pyrenophora tritici-repentis)</i> Rusts <i>(Puccinia spp.)</i>	7 – 10.5*	Apply prior to disease development. Apply 7 oz/A after first tiller visible to 2-6 node stage (Feekes 2-7, Zadoks 21-36) for suppression of early-season diseases. (See growth stage descriptions below.)	Apply by ground, air, or chemigation. An adjuvant may be added at recommended rates. <i>Optional language if label has a rate range:</i> If disease pressure is high, use the highest rate. <i>Optional language if label has a single rate and interval range:</i> If disease pressure is high, use the shortest interval.
Control of Leaf Diseases: Glume blotch <i>(Stagonospora nodorum)</i> Helminthosporium leaf blight <i>(Drechslera tritici-repentis)</i> Leaf blight <i>(Septoria tritici)</i> Net blotch <i>(Drechslera teres)</i> Powdery mildew <i>(Blumeria spp., Erysiphe spp.)</i> Rust (leaf, stem, stripe, crown) <i>(Puccinia spp.)</i> Scald <i>(Rynchosporium secalis)</i> Spot blotch <i>(Bipolaris sorokiniana)</i> Tan spot <i>(Pyrenophora tritici-repentis)</i>	10.5 – 13.7*	Protecting the flag leaf is important for maximizing the potential yield. Highest yields are normally obtained if applied when the flag leaf is 50% to fully emerged. For disease control on the flag leaf, apply from Feekes 8 (Zadoks 37) through Feekes 10 (Zadoks 45). (See growth stage descriptions below.)	<i>Optional language if label has a rate range and interval range:</i> If disease pressure is high, use the shortest interval and highest rate.
*7 fl oz product/A is equivalent to 0.034 lb ai pydiflumetofen, 0.045 lb ai azoxystrobin and 0.057 lb propiconazole. *10.5 fl oz product/A is equivalent to 0.052 lb ai pydiflumetofen, 0.068 lb ai azoxystrobin and 0.085 lb propiconazole. *13.7 fl oz product/A is equivalent to 0.067 lb ai pydiflumetofen, 0.089 lb ai azoxystrobin and 0.111 lb propiconazole.			
Feekes Growth Stage and Zadoks description: Feekes 2-5/Zadoks 21-30 – tillering; Feekes 6-7/Zadoks 31-32 – 1 st and 2 nd node; Feekes 8 / Zadoks 37 – flag leaf just visible; Feekes 10 / Zadoks 45 – swollen boot; Feekes 10.3 / Zadoks 55 – 50% of ear has emerged; Feekes 10.5.1 / Zadoks 61 – beginning anthesis; Feekes 10.5.2 / Zadoks 65 – mid-flowering (mid-anthesis); Feekes 10.5.4 / Zadoks 71 (flowering complete)			
Resistance Management:			

- Do not make more than two consecutive applications of A21461 Crop or other Group 7, 3, and 11 fungicides before alternation with a fungicide that is not in Group 7, 3, or 11.

Precaution:

- Under certain environmental conditions, tank mixes of A21461 Crop plus herbicides and/or fertilizers may cause crop injury.

USE RESTRICTIONS

- 1) **Maximum Single Application Rate:** Do not exceed the maximum rate listed in the table
- 2) **Maximum Number of Applications per Year:** Do not make more than 2 applications at the maximum application rate per year. **For Forage and Hay:** Do not make more than 1 application per year.
- 3) **Minimum Application Interval:** 14 days
- 4) **Maximum Annual Rate:** 27.6 fl oz/A/year (equivalent to 0.136 lb ai pydiflumetofen, 0.179 lb ai azoxystrobin and 0.224 lb ai propiconazole).
 - a. **Do not** apply more than 0.22 lb ai/A/year of propiconazole-containing products.
 - b. **Do not** apply more than 0.4 lb ai/A/year of azoxystrobin-containing products.
 - c. **Do not** apply more than 0.31 lb ai/A/year of pydiflumetofen-containing products.
- 5) **Do not apply within 14 days prior to grazing.**
- 6) **Pre-harvest Interval (PHI)**
 - a. **Forage and Hay:** 7 days
 - b. **Grain:** **Do not** apply A21461 Crop after full head emergence (Feekes 10.5.4) to avoid possible illegal residues.

7.7 Citrus Non-bearing Fruit

Crops (Including all cultivars, varieties and/or hybrids of these)			
Citrus Fruit (non-bearing)	Kumquat	Pummelo	
Calamondin	Lemon	Satsuma	
Citron	Lime	mandarin	
Citrus hybrids	Mandarin	Tangerine	
Grapefruit	Orange (sour and sweet)		
Mandarin			
Target Disease	Rate fl oz/A	Application Timing	Use Directions
Greasy Spot (<i>Mycosphaerella citri</i>)	10 – 13.7*	Begin applications prior to disease development.	Apply by ground or air. An adjuvant may be added at recommended rates. <i>Optional language if label has a rate range:</i> If disease pressure is high, use the highest rate. <i>Optional language if label has a single rate and interval range:</i> If disease pressure is high, use the shortest interval. <i>Optional language if label has a rate range and interval range:</i> If disease pressure is high, use the shortest interval and highest rate.
<p>*10 fl oz product/A is equivalent to 0.049 lb ai pydiflumetofen, 0.065 lb ai azoxystrobin and 0.082 lb propiconazole. *13.7 fl oz product/A is equivalent to 0.067 lb ai pydiflumetofen, 0.089 lb ai azoxystrobin and 0.111 lb propiconazole.</p>			
Resistance Management:			
<ul style="list-style-type: none"> Do not make more than two consecutive applications of A21461 Crop or other Group 3, 7, or 11 fungicide before alternation with a fungicide that is not in Group 3, 7, or 11. 			
USE RESTRICTIONS			
<ol style="list-style-type: none"> Do not apply to citrus that will bear harvestable fruit within 12 months. Maximum Single Application Rate: Do not exceed the maximum rate listed in the table. Maximum Number of Applications per Year: Do not make more than 4 applications at the maximum application rate per year. Minimum Application Interval: 7 days Maximum Annual Rate: 54.8 fl oz/A/year (equivalent to 0.27 lb ai pydiflumetofen, 0.36 lb ai azoxystrobin and 0.45 lb ai propiconazole). <ol style="list-style-type: none"> Do not apply more than 0.30 lb ai/A/year of pydiflumetofen-containing products. Do not apply more than 1.5 lb ai/A/year of azoxystrobin-containing products. Do not apply more than 0.68 lb ai/A/year of propiconazole-containing products. Pre-harvest Interval (PHI): NA For aerial applications do not apply in less than 10 GPA water. 			

7.8 Corn

7.8.1 Field Corn, Popcorn (Including For Seed Production)

Crops (Including all cultivars and/or varieties of these)			
Corn, field (Including For Seed Production)		Popcorn (Including For Seed Production)	
Target Disease	Rate (fl oz/A)	Application Timing	Use Directions
Anthracnose leaf blight (<i>Colletotrichum graminicola</i>) Brown spot (<i>Physoderma maydis</i>) Common rust (<i>Puccinia sorghi</i>) Curvularia leaf spot (<i>Curvularia lunata</i>) Eye spot (<i>Aureobasidium zeae</i>) Gray leaf spot (<i>Cercospora zeae-maydis</i>) Northern corn leaf blight (<i>Setosphaeria turcica</i>) Northern corn leaf spot (<i>Cochliobolus carbonum</i>) Southern corn leaf blight (<i>Cochliobolus heterostrophus</i>) Southern rust (<i>Puccinia polysora</i>) Tar Spot (<i>Phyllachora maydis</i>) Suppression: Diplodia ear rot (<i>D. maydis</i>)	10 – 13.7*	Early Application (V4-V8): An early application may be applied for early-season disease control and plant performance benefits. (See growth stage descriptions below.) Late-season Application: Apply when disease first appears or at VT or R1 for disease control and plant performance benefits. If conditions favorable for disease persist, apply again 7-14 days later.	Apply by ground, air, or chemigation. An adjuvant may be added at recommended rates. Under heavy disease pressure or if conditions are favorable for disease, apply the high rate. Do not use adjuvants or other additives after the V8 growth stage and prior to the VT growth stage, as use during these development times may impose stress on the plant that could inhibit proper kernel development. If an adjuvant or other additive is included and applied between the V8 and VT growth stages, the grower and user are responsible for contacting the adjuvant/additive source (distributor, retailer, or manufacturer) to confirm that adjuvant/additive has been tested and proven to be safe to apply at those growth stages.
Suppression: Fusarium ear rot (<i>Fusarium</i> spp.)		Apply at VT or R1.	If mixing with herbicides other than solo glyphosate products, or products containing mesotrione (e.g. Callisto®), or mesotrione with atrazine (e.g. Callisto Xtra), consult your local Syngenta representative.

*10 fl oz product/A is equivalent to 0.049 lb ai pydiflumetofen, 0.065 lb ai azoxystrobin and 0.082 lb propiconazole.

*13.7 fl oz product/A is equivalent to 0.067 lb ai pydiflumetofen, 0.089 lb ai azoxystrobin and 0.111 lb propiconazole.

Growth Stage Description: V4-V8 – 4-8 leaf collars present; VT – begin tasseling; R1 – begin silking
Resistance Management: <ul style="list-style-type: none">Do not make more than two consecutive applications of A21461 Crop or other Group 7, 3, and 11 fungicides before alternation with a fungicide that is not in Group 7, 3, or 11.
USE RESTRICTIONS
<ol style="list-style-type: none">1) Maximum Single Application Rate: Do not exceed the maximum rate listed in the table2) Maximum Number of Applications per Year: Do not make more than 3 applications at the maximum application rate per year. For field corn and field corn grown for seed: Do not make more than 2 applications per season (while not exceeding the maximum annual application rate over the course of one year).3) Minimum Application Interval: 7 days4) Maximum Annual Rate: 44.5 fl oz/A/year (equivalent to 0.22 lb ai pydiflumetofen, 0.29 lb ai azoxystrobin and 0.36 lb ai propiconazole).<ol style="list-style-type: none">a. Do not apply more than 0.45 lb ai/A/year of propiconazole-containing products.b. Do not apply more than 2.0 lb ai/A/year of azoxystrobin-containing products.c. Do not apply more than 0.22 lb ai pydiflumetofen-containing products/A/year.5) Pre-harvest Interval (PHI) (Grain, Forage, and Stover): 30 days

7.8.2 Sweet Corn (Including For Seed Production)

Crop (Including all cultivars and/or varieties of these)			
Sweet Corn			
Target Disease	Rate (fl oz/A)	Application Timing	Use Directions
Anthracnose leaf blight (<i>Colletotrichum graminicola</i>) Brown spot (<i>Physoderma maydis</i>) Common rust (<i>Puccinia sorghi</i>) Curvularia leaf spot (<i>Curvularia lunata</i>) Eye spot (<i>Aureobasidium zeae</i>) Gray leaf spot (<i>Cercospora zeae-maydis</i>) Northern corn leaf blight (<i>Setosphaeria turcica</i>) Northern corn leaf spot (<i>Cochliobolus carbonum</i>) Southern corn leaf blight (<i>Cochliobolus heterostrophus</i>) Southern rust (<i>Puccinia polysora</i>) Tar Spot (<i>Phyllachora maydis</i>) Yellow leaf blight (<i>Phyllosticta maydis</i>)	10 – 13.7*	Begin applications prior to disease development. Continue applications through season on a 7- to 14-day interval, following the resistance management guidelines.	Apply by ground, air, or chemigation. An adjuvant may be added at recommended rates. <i>Optional language if label has a rate range:</i> If disease pressure is high, use the highest rate. <i>Optional language if label has a single rate and interval range:</i> If disease pressure is high, use the shortest interval. <i>Optional language if label has a rate range and interval range:</i> If disease pressure is high, use the shortest interval and highest rate.
*10 fl oz product/A is equivalent to 0.049 lb ai pydiflumetofen, 0.065 lb ai azoxystrobin and 0.082 lb propiconazole. *13.7 fl oz product/A is equivalent to 0.067 lb ai pydiflumetofen, 0.089 lb ai azoxystrobin and 0.111 lb propiconazole.			
Resistance Management: <ul style="list-style-type: none"> Do not make more than two consecutive applications of A21461 Crop or other Group 7, 3, and 11 fungicides before alternation with a fungicide that is not in Group 7, 3, or 11. 			
USE RESTRICTIONS			
1) Maximum Single Application Rate: Do not exceed the maximum rate listed in the table 2) Maximum Number of Applications per Year: Do not make more than 3 applications at the maximum application rate per year. 3) Minimum Application Interval: 7 days 4) Maximum Annual Rate: 44.5 fl oz/A/year (equivalent to 0.22 lb ai pydiflumetofen, 0.29 lb ai azoxystrobin and 0.36 lb ai propiconazole). <ol style="list-style-type: none"> Do not apply more than 0.45 lb ai/A/year of propiconazole-containing products. Do not apply more than 2.0 lb ai/A/year of azoxystrobin-containing products. Do not apply more than 0.22 lb ai/A/year of pydiflumetofen-containing products. 5) Pre-harvest Interval (PHI): 14 days			

7.9 Specified Dried Shelled Beans (except Soybean) and Succulent Shelled Beans

Specific Crops (Including all cultivars and/or varieties of these)			
Bean (<i>Lupinus</i> spp.) Grain Lupin Sweet Lupin White Lupin White Sweet Lupin	Bean (<i>Phaseolus</i> spp.) Kidney Bean Lima Bean (dry) Navy Bean Pinto Bean Snap Bean Wax Bean	Bean (<i>Vigna</i> spp.) Blackeyed Pea Cowpea Mung Bean Broad Bean (dry) Chickpea (garbanzo bean)	
Target Disease	Rate (fl oz/A)	Application Timing	Use Directions
Alternaria blight Alternaria leaf spot (<i>A. alternata</i>) Anthracnose (<i>Colletotrichum</i> spp.) Asian soybean rust (<i>Phakopsora</i> spp.) Ascochyta blight, leaf spot (<i>Ascochyta</i> spp.) Cercospora leaf spot (<i>Cercospora</i> spp.) Mycosphaerella blight (<i>Mycosphaerella</i> spp.) Powdery mildew (<i>Erysiphe</i> spp.) Rust (<i>Uromyces appendiculatus</i>) Web blight (<i>Rhizoctonia solani</i>)	10 – 13.7*	The first application should be applied before disease is established and no later than the onset of flowering. Continue applications through season on a 14-day interval, following the resistance management guidelines.	Apply by ground, air, or chemigation. An adjuvant may be added at recommended rates. Apply in sufficient volume to obtain thorough coverage. <i>Optional language if label has a rate range:</i> If disease pressure is high, use the highest rate.
Suppression: White mold (<i>Sclerotinia</i> spp.)	13.7*	The first application should be at R1 (10-20% bloom) to R2 (full bloom). If a second application is needed, apply 14 days later at early pod formation (R3).	Apply by ground, air, or chemigation. An adjuvant may be added at recommended rates. Apply in sufficient volume to obtain thorough coverage.
*10 fl oz product/A is equivalent to 0.049 lb ai pydiflumetofen, 0.065 lb ai azoxystrobin and 0.082 lb propiconazole. *13.7 fl oz product/A is equivalent to 0.067 lb ai pydiflumetofen, 0.089 lb ai azoxystrobin and 0.111 lb propiconazole.			
Resistance Management: <ul style="list-style-type: none"> Do not make more than two consecutive applications of A21461 Crop or other Group 7, 3, and 11 fungicides before alternation with a fungicide that is not in Group 7, 3, or 11. 			
USE RESTRICTIONS			
1) Maximum Single Application Rate: Do not exceed the maximum rate listed in the table 2) Maximum Number of Applications per Year: Do not make more than 2 applications at the maximum application rate per year.			

- 3) **Minimum Application Interval:** 14 days
- 4) **Maximum Annual Rate:** 27.4 fl oz/A/year (equivalent to 0.14 lb ai pydiflumetofen, 0.18 lb ai azoxystrobin and 0.22 lb ai propiconazole).
 - a. **Do not** apply more than 0.34 lb ai/A/year of propiconazole-containing products.
 - b. **Do not** apply more than 1.5 lb ai/A/year of azoxystrobin-containing products.
 - c. **Do not** apply more than 0.36 lb ai/A/year of pydiflumetofen-containing products.
- 5) **Do not** feed or harvest cowpea forage and hay.
- 6) **Pre-harvest Interval (PHI):** 14 days

7.10 Peanut

Crop (Including all cultivars and/or varieties of these)			
Peanut			
Target Disease	Rate (fl oz/A)	Application Timing	Use Directions
Early leaf spot (<i>Cercospora arachidicola</i>) Late leaf spot (<i>Cercosporidium personatum</i>) Pepper spot (<i>Leptospherulina crassiasca</i>) Web blotch (<i>Phoma arachidicola</i>)	9.1*	Begin applications prior to disease development. For early and late leaf spot control, apply on a 21- to 28-day interval. Follow resistance management guidelines.	Apply by ground, air, or chemigation. An adjuvant may be added at recommended rates.
*9.1 fl oz product/A is equivalent to 0.045 lb ai pydiflumetofen, 0.059 lb ai azoxystrobin and 0.074 lb propiconazole.			
Resistance Management:			
<ul style="list-style-type: none"> • Do not make more than two consecutive applications of A21461 Crop or other Group 7, 3, and 11 fungicides before alternation with a fungicide that is not in Group 7, 3, or 11. 			
USE RESTRICTIONS			
<ol style="list-style-type: none"> 1) Maximum Single Application Rate: Do not exceed the maximum rate listed in the table 2) Maximum Number of Applications per Year: Do not make more than 4 applications per year. 3) Minimum Application Interval: 21 days 4) Maximum Annual Rate: 36.5 fl oz/A/year (equivalent to 0.18 lb ai pydiflumetofen, 0.24 lb ai azoxystrobin and 0.30 lb ai propiconazole). <ol style="list-style-type: none"> a. Do not apply more than 0.45 lb ai/A/year of propiconazole-containing products. b. Do not apply more than 0.8 lb ai/A/year of azoxystrobin-containing products. c. Do not apply more than 0.18 lb ai/A/year of pydiflumetofen-containing products. 5) Pre-harvest Interval (PHI): 14 days 6) For aerial applications do not apply in less than 5 GPA water. 			

7.11 Pistachio

Target Disease	Rate (fl oz/A)	Application Timing	Use Directions
Alternaria Late Blight <i>(Alternaria alternata)</i> Botryosphaeria Panicle and Shoot Blight <i>(Botryosphaeria dothidea)</i> Septoria Leaf Spot <i>(Septoria pistaciarum)</i>	13.7 - 18.1*	Begin applications prior to disease development. Continue applications through season on a 14-day interval, following the resistance management guidelines.	Apply by ground or air. An adjuvant may be added at recommended rates. <i>Optional language if label has a rate range:</i> If disease pressure is high, use the highest rate.
Botrytis Blight (Botrytis spp.)	18.1*		<i>Optional language if label has a single rate and interval range:</i> If disease pressure is high, use the shortest interval. <i>Optional language if label has a rate range and interval range:</i> If disease pressure is high, use the shortest interval and highest rate.
*13.7 fl oz product/A is equivalent to 0.067 lb ai pydiflumetofen, 0.089 lb ai azoxystrobin and 0.111 lb propiconazole. *18.1 fl oz product/A is equivalent to 0.089 lb ai pydiflumetofen, 0.117 lb ai azoxystrobin and 0.147 lb propiconazole.			
Resistance Management: <ul style="list-style-type: none"> Do not make more than two consecutive applications of A21461 Crop or other Group 3, 7 or 11 fungicide before alternation with a fungicide that is not in Group 3, 7 or 11. 			
USE RESTRICTIONS			
<ol style="list-style-type: none"> Maximum Single Application Rate: Do not exceed the maximum rate listed in the table. Maximum Number of Applications per Year: Do not make more than 3 applications at the maximum application rate per year. Minimum Application Interval: 14 days Maximum Annual Rate: 54.5 fl oz/A/year (equivalent to 0.268 lb ai pydiflumetofen, 0.35 lb ai azoxystrobin and 0.44 lb ai propiconazole). <ol style="list-style-type: none"> Do not apply more than 0.268 lb ai/A/year of pydiflumetofen-containing products, Do not apply more than 1.50 lb ai/A/year of azoxystrobin-containing products. Do not apply more than 0.90 lb ai/A/year of propiconazole-containing products. Do not graze livestock in treated areas or cut treated cover crop for feed. Pre-harvest Interval (PHI): 60 days For aerial applications do not apply in less than 10 GPA water. 			

7.12 Quinoa

Crops (Including all cultivars and/or varieties of these)			
Quinoa			
Target Disease	Rate (fl oz/A)	Application Timing	Use Directions
Leaf spot (<i>Ascochyta hyalospora</i>) Stalk rot (<i>Phoma exigua</i>)	10.5 – 13.7*	Begin applications prior to disease development. Continue applications through season on a 14-day interval, following the resistance management guidelines.	Apply by ground, air, or chemigation. An adjuvant may be added at recommended rates.
Suppression: White mold (<i>Sclerotinia</i> spp.)	13.7*	The first application should be at R1 (early bloom) to R2 (full bloom). If a second application is needed, apply 14 days later at early pod formation (R3).	Use in adequate volume to obtain good coverage for better protection of the blooms.
<p>*10.5 fl oz product/A is equivalent to 0.052 lb ai pydiflumetofen, 0.068 lb ai azoxystrobin and 0.085 lb propiconazole. *13.7 fl oz product/A is equivalent to 0.067 lb ai pydiflumetofen, 0.089 lb ai azoxystrobin and 0.111 lb propiconazole.</p>			
Resistance Management:			
<ul style="list-style-type: none"> Do not make more than two consecutive applications of A21461 Crop or other Group 7, 3, and 11 fungicides before alternation with a fungicide that is not in Group 7, 3, or 11. 			
Precaution:			
<ul style="list-style-type: none"> Under certain environmental conditions, tank mixes of A21461 Crop plus herbicides and/or fertilizers may cause crop injury. 			
USE RESTRICTIONS			
<ol style="list-style-type: none"> Maximum Single Application Rate: Do not exceed the maximum rate listed in the table Maximum Number of Applications per Year: Do not make more than 2 applications at the maximum application rate per year. Minimum Application Interval: 14 days Maximum Annual Rate: 27.4 fl oz/A/year (equivalent to 0.14 lb ai pydiflumetofen, 0.18 lb ai azoxystrobin and 0.22 lb ai propiconazole). <ol style="list-style-type: none"> Do not apply more than 0.22 lb ai/A/year of propiconazole-containing products. Do not apply more than 0.4 lb ai/A/year of azoxystrobin-containing products. Do not apply more than 0.31 lb ai/A/year of pydiflumetofen-containing products. Pre-harvest Interval (PHI): 30 days Do not feed treated quinoa forage or hay to livestock. Do not graze livestock on treated quinoa. 			

7.13 Specific Root Vegetables

[See Sugar Beet Directions under Separate Table]			
Crops (Including all cultivars and/or varieties of these)			
Beet, garden Carrot		Radish	
Target Disease	Rate (fl oz/A)	Application Timing	Use Directions
Early blight (<i>Cercospora carotae</i>) Late blight (<i>Alternaria dauci</i>) Alternaria leaf spot (<i>Alternaria spp.</i>) Ascochyta leaf spot (<i>Ascochyta cynarae</i>) Powdery mildew (<i>Erysiphe polygoni</i> , <i>Leveillula taurica</i>) Black leg (<i>Phoma spp.</i>) Septoria leaf spot (<i>Septoria spp.</i>)	9.1 – 13.7*	Begin applications prior to disease development. Continue applications through season on a 7- to 14-day interval, following the resistance management guidelines.	Applications may be made by ground, air, or chemigation. An adjuvant may be added at recommended rates.
Suppression: Cercospora leaf spot (<i>Cercospora spp.</i>) White mold (<i>Sclerotium rolfsii</i>) Rust (<i>Uromyces betae</i> , <i>Puccinia helianthi</i>)	13.7*		
*9.1 fl oz product/A is equivalent to 0.045 lb ai pydiflumetofen, 0.059 lb ai azoxystrobin and 0.074 lb propiconazole. *13.7 fl oz product/A is equivalent to 0.067 lb ai pydiflumetofen, 0.089 lb ai azoxystrobin and 0.111 lb propiconazole.			
Resistance Management: <ul style="list-style-type: none"> Do not make more than two consecutive applications of A21461 Crop or other Group 3, 7, or 11 fungicide before alternation with a fungicide that is not in Group 3, 7 or 11. 			
USE RESTRICTIONS			
1) Maximum Single Application Rate: Do not exceed the maximum rate listed in the table. 2) Maximum Number of Applications per Year: Do not make more than 3 applications at the maximum application rate per year. 3) Minimum Application Interval: 7 days 4) Maximum Annual Rate: 54.5 fl oz/A/year (equivalent to 0.268 lb ai pydiflumetofen, 0.35 lb ai azoxystrobin and 0.44 lb ai propiconazole). a. Do not apply more than 0.268 lb ai/A/year of pydiflumetofen-containing products. b. Do not apply more than 2.0 lb ai/A/year of azoxystrobin-containing products. c. Do not apply more than 0.45 lb ai/A/year of propiconazole-containing products. 5) Pre-harvest Interval (PHI): 14 days			

6) Do not harvest tops of root vegetables (except sugar beet and garden beet) for feed or food.

7.14 Sorghum

Crops (Including all cultivars and/or varieties of these)			
Sorghum (grain) Sorghum (milo)			
Target Disease	Rate fl oz/A	Application Timing	Use Directions
Anthracnose (<i>Colletotrichum graminicola</i>) Fusarium head blight, root and stalk rot (<i>Fusarium spp.</i>) Gray leaf spot (<i>Cercospora sorghi</i>) Leaf blight (<i>Setosphaeria turcica</i>) Northern leaf blight (<i>Exserohilum turcicum</i>)	13.7*	Begin applications prior to disease development. Continue applications through season on a 7- to 14-day interval, following the resistance management guidelines.	Applications may be made by ground, air, or chemigation. An adjuvant may be added at recommended rates. <i>Optional language if label has an interval range:</i> If disease pressure is high, use the shortest interval.
*13.7 fl oz product/A is equivalent to 0.067 lb ai pydiflumetofen, 0.089 lb ai azoxystrobin and 0.111 lb propiconazole.			
Resistance Management:			
<ul style="list-style-type: none"> Do not make more than two consecutive applications of A21461 Crop or other Group 3, 7, or 11 fungicide before alternation with a fungicide that is not in Group 3, 7, or 11. 			
USE RESTRICTIONS			
<ol style="list-style-type: none"> Maximum Single Application Rate: Do not exceed the maximum rate listed in the table. Maximum Number of Applications per Year: Do not make more than 2 applications at the maximum application rate per year. Minimum Application Interval: 7 days Maximum Annual Rate: 27.4 fl oz/A/year (equivalent to 0.13 lb ai pydiflumetofen, 0.18 lb ai azoxystrobin and 0.22 lb ai propiconazole). <ol style="list-style-type: none"> Do not apply more than 0.220 lb ai/A/year of pydiflumetofen-containing products. Do not apply more than 0.50 lb ai/A/year of azoxystrobin-containing products. Do not apply more than 0.223 lb ai/A/year of propiconazole-containing products. Pre-harvest Interval (PHI): 30 days for forage Pre-harvest Interval (PHI): 21 days for grain and stover 			

7.15 Soybean

Crop (Including all cultivars and/or varieties of these)			
Soybean			
Target Disease	Rate (fl oz/A)	Application Timing	Use Directions
Aerial web blight <i>(Rhizoctonia solani)</i> Alternaria leaf spot <i>(Alternaria spp.)</i> Anthracnose <i>(Colletotrichum truncatum)</i> Brown spot <i>(Septoria glycines)</i> Cercospora blight and leaf spot <i>(C. kikuchii)</i> Frogeye Leaf Spot <i>(Cercospora sojina)</i> Pod and stem blight <i>(Diaporthe phaseolorum)</i> Powdery mildew <i>(Microsphaera diffusa)</i> Target spot <i>(Corynespora cassiicola)</i>	10 – 20.8*	Begin applications prior to disease development. Apply at growth stage R3 (early pod set) when pods are 1/8-1/4 inch long. Continue applications through season on a 14-day interval, following the resistance management guidelines.	Apply by ground, air, or chemigation. An adjuvant may be added at recommended rates. <i>Optional language if label has a rate range:</i> If disease pressure is high, use the highest rate.
Soybean rust <i>(Phakopsora pachyrhizi)</i>	13.7 – 20.8*	Apply at first indication that disease is in the area. Repeat on a 14- to 21-day interval. Preventative control is best, so sprays may need to begin at R1. Scouting for the disease and/or being aware of the proximity of the disease via monitoring systems will aid in the proper timing to maximize the effectiveness of the fungicide applications.	Apply by ground, air, or chemigation. An adjuvant may be added at recommended rates. Use the higher rate and shorter interval when diseases are present in the field and incidence is less than 2% (2 plants in 100 are infected). If incidence is greater than 2% prior to application, the disease will likely be too advanced for adequate control.

<p>White mold (<i>Sclerotinia sclerotiorum</i>)</p>	<p>13.7 – 20.8*</p>	<p>For white mold, the first application should be at R1 (early bloom) to R2 (full bloom). If a second application is needed, apply 14 days later at early pod formation (R3).</p>	<p>Apply by ground, air, or chemigation.</p> <p>An adjuvant may be added at recommended rates.</p> <p>Apply in sufficient volume to obtain thorough coverage.</p>
<p>Suppression: Sudden Death Syndrome (SDS) (<i>Fusarium virguliforme</i>)</p>	<p>13.7 – 20.8*</p>	<p>For white mold, the first application should be at R1 (early bloom) to R2 (full bloom). If a second application is needed, apply 14 days later at early pod formation (R3).</p> <p>For SDS, apply as a directed spray at base of plant approximately 14 days after emergence.</p>	<p>Apply by ground, air, or chemigation.</p> <p>An adjuvant may be added at recommended rates.</p> <p>Apply in sufficient volume to obtain thorough coverage.</p>
<p>*10 fl oz product/A is equivalent to 0.049 lb ai pydiflumetofen, 0.065 lb ai azoxystrobin and 0.082 lb propiconazole. *13.7 fl oz product/A is equivalent to 0.067 lb ai pydiflumetofen, 0.089 lb ai azoxystrobin and 0.111 lb propiconazole. *20.8 fl oz product/A is equivalent to 0.102 lb ai pydiflumetofen, 0.135 lb ai azoxystrobin and 0.169 lb propiconazole.</p>			
<p>Resistance Management:</p> <ul style="list-style-type: none"> Do not make more than two consecutive applications of A21461 Crop or other Group 7, 3, and 11 fungicides before alternation with a fungicide that is not in Group 7, 3, or 11. 			
<p>Precaution:</p> <ul style="list-style-type: none"> On certain varieties, A21461 Crop applications may cause crinkled, smaller and/or greener leaves. Yields of beans displaying these characteristics have not been reduced due to A21461 Crop treatments. 			
<p>USE RESTRICTIONS</p>			
<ol style="list-style-type: none"> Maximum Single Application Rate (grain, forage, and hay): Do not exceed the maximum rate listed in the table Maximum Number of Applications per Year: Do not make more than 2 applications at the maximum application rate per year. Minimum Application Interval: 14 days Maximum Annual Rate: 42 fl oz/A/year (equivalent to 0.21 lb ai pydiflumetofen, 0.27 lb ai azoxystrobin and 0.34 lb ai propiconazole). <ol style="list-style-type: none"> Do not apply more than 0.34 lb ai/A/year of propiconazole-containing products. Do not apply more than 1.5 lb ai/A/year of azoxystrobin-containing products. Do not apply more than 0.36 lb ai/A/year of pydiflumetofen-containing products. Do not feed soybean hay, forage, and silage. Pre-harvest Interval (PHI) for Grain: <ol style="list-style-type: none"> Do not apply after R6. Do not harvest within 14 days of application. 			

7.16 Stone Fruit, Crop Group 12-12

Crops (Including all cultivars, varieties and/or hybrids of these)			
Apricot	Nectarine	Plum, Chickasaw	
Apricot, Japanese	Peach	Plum, Damson	
Capulin	Plum	Plum, Japanese	
Cherry, black	Plum, American	Plum, Klamath	
Cherry, Nanking	Plum, beach	Plum, prune	
Cherry, sweet	Plum, Canada	Plumcot	
Cherry, tart	Plum, cherry	Sloe	
Jujube, Chinese			
Target Disease	Rate fl oz/A	Application Timing	Use Directions
<p>Alternaria spot and fruit rot (<i>A. alternata</i>)</p> <p>Anthracnose (<i>Colletotrichum</i> spp.)</p> <p>Brown rot blossom blight and fruit rot (<i>Monilinia fructicola</i>, <i>M. laxa</i>)</p> <p>Leaf rust (<i>Tranzschelia discolor</i>)</p> <p>Powdery mildew (<i>Sphaerotheca pannosa</i>, <i>Podosphaera clandestina</i>)</p> <p>Scab (<i>Cladosporium carpophilum</i>)</p> <p>Shot hole (<i>Wilsonomyces carpophilus</i>)</p>	10 – 13.7*	<p>For Brown rot blossom blight, begin applications at early bloom and continue through petal fall.</p> <p>For Brown rot on fruit, apply as needed a maximum of two sprays during the preharvest period up to the day of harvest (minimum of a 10-day retreatment interval).</p> <p>If high inoculum and severe disease conditions persist, apply a registered non-Group 3, 7, or 11 fungicide.</p> <p>For all other diseases, follow the Brown rot blossom blight schedule. Make additional applications on a 10- to 14-day interval from the end of petal fall to harvest, following the resistance management guidelines.</p>	<p>Apply by ground or air.</p> <p>An adjuvant may be added at recommended rates.</p> <p><i>Optional language if label has a rate range:</i> If disease pressure is high, use the highest rate.</p> <p><i>Optional language if label has a single rate and interval range:</i> If disease pressure is high, use the shortest interval.</p> <p><i>Optional language if label has a rate range and interval range:</i> If disease pressure is high, use the shortest interval and highest rate.</p>
<p>*10 fl oz product/A is equivalent to 0.049 lb ai pydiflumetofen, 0.065 lb ai azoxystrobin and 0.082 lb propiconazole. *13.7 fl oz product/A is equivalent to 0.067 lb ai pydiflumetofen, 0.089 lb ai azoxystrobin and 0.111 lb propiconazole.</p>			
<p>Resistance Management:</p> <ul style="list-style-type: none"> Do not make more than two consecutive applications of A21461 Crop or other Group 3, 7, or 11 fungicide before alternation with a fungicide that is not in Group 3, 7, or 11. 			
USE RESTRICTIONS			
<ol style="list-style-type: none"> Maximum Single Application Rate: Do not exceed the maximum rate listed in the table. Maximum Number of Applications per Year: Do not make more than 3 applications at the maximum application rate per year. Minimum Application Interval: 10 days Maximum Annual Rate: 54.5 fl oz/A/year (equivalent to 0.268 lb ai pydiflumetofen, 0.35 lb ai azoxystrobin and 0.44 lb ai propiconazole). <ol style="list-style-type: none"> Do not apply more than 0.268 lb ai/A/year of pydiflumetofen-containing products. 			

- b. Do not apply more than 1.5 lb ai/A/year of azoxystrobin-containing products.
- c. Do not apply more than 0.56 lb ai/A/year of propiconazole-containing products.
- 5) For aerial applications do not apply in less than 10 GPA water.
- 6) **Pre-harvest Interval (PHI):** 0 days

7.17 Sugar Beet

Target Disease	Rate (fl oz/A)	Application Timing	Use Directions
Cercospora leafspot (<i>Cercospora beticola</i>) Powdery mildew (<i>Erysiphe polygoni</i>)	9.1 – 13.7*	Begin applications prior to disease development. Continue applications through season on a 10-day interval, following the resistance management guidelines.	Apply by ground, air, or chemigation. An adjuvant may be added at recommended rates.
<p>*9.1 fl oz product/A is equivalent to 0.045 lb ai pydiflumetofen, 0.059 lb ai azoxystrobin and 0.074 lb propiconazole. *13.7 fl oz product/A is equivalent to 0.067 lb ai pydiflumetofen, 0.089 lb ai azoxystrobin and 0.111 lb propiconazole.</p>			
<p>Resistance Management:</p> <ul style="list-style-type: none"> • Do not make more than two consecutive applications of A21461 Crop or other Group 3, 7 or 11 fungicide before alternation with a fungicide that is not in Group 3, 7 or 11. 			
USE RESTRICTIONS			
<ol style="list-style-type: none"> 1) Maximum Single Application Rate: Do not exceed the maximum rate listed in the table. 2) Maximum Number of Applications per Year: Do not make more than 3 applications at the maximum application rate per year. 3) Minimum Application Interval: 10 days 4) Maximum Annual Rate: 54.5 fl oz/A/year (equivalent to 0.268 lb ai pydiflumetofen, 0.35 lb ai azoxystrobin and 0.44 lb ai propiconazole). <ol style="list-style-type: none"> a. Do not apply more than 0.268 lb ai/A/year of pydiflumetofen-containing products. b. Do not apply more than 2.0 lb ai/A/year of azoxystrobin-containing products. c. Do not apply more than 0.34 lb ai/A/year of propiconazole-containing products. 5) Pre-harvest Interval (PHI): 21 days 6) Do not harvest tops of root vegetables (except sugar beet and garden beet) for feed or food. 			

7.18 Tree Nuts, Crop Group 14-12

[See Almond and Pistachio Directions under Separate Tables]			
Crops (Including all cultivars, varieties and/or hybrids of these)			
African nut-tree	Coconut	Okari nut	
Almond	Coquito nut	Pachira nut	
Beechnut	Dika nut	Peach palm nut	
Brazil nut	Ginkgo	Pecan	
Brazilian pine	Guiana chestnut	Pequi	
Bunya	Hazelnut (filbert)	Pili nut	
Bur oak	Heartnut	Pine nut	
Butternut	Hickory nut	Pistachio	
Cajou nut	Japanese horse-chestnut	Sapucaia nut	
Candlenut	Macadamia nut	Tropical almond	
Cashew	Mongongo nut	Walnut, black	
Chestnut	Monkey-pot	Walnut, English	
Chinquapin	monkey puzzle nut	Yellowhorn	
Target Disease	Rate fl oz/A	Application Timing	Use Directions
Alternaria Leaf and Fruit Spot <i>(Alternaria alternata)</i> Anthracnose <i>(Colletotrichum acutatum,</i> <i>Glomerella cingulata)</i> Blossom Blight <i>(Monilinia laxa, M. fructicola)</i> Eastern Filbert Blight <i>(Anisogramma anomale)</i> Late Blight <i>(Alternaria alternata)</i> Scab <i>(Cladosporium carpophilum)</i> Septoria Leaf Spot <i>(Septoria pistaciarum)</i> Shot Hole <i>(Wilsonomyces carpophilus)</i>	18.1*	Begin applications prior to disease development. Continue applications through season on a 7- to 21-day interval, following the resistance management guidelines. For blossom blight, begin applications at early bloom and continue through petal fall.	Apply by ground or air. An adjuvant may be added at recommended rates. <i>Optional language if label has a rate range:</i> If disease pressure is high, use the highest rate. <i>Optional language if label has a single rate and interval range:</i> If disease pressure is high, use the shortest interval. <i>Optional language if label has a rate range and interval range:</i> If disease pressure is high, use the shortest interval and highest rate.
*18.1 fl oz product/A is equivalent to 0.089 lb ai pydiflumetofen, 0.117 lb ai azoxystrobin and 0.147 lb propiconazole.			
Resistance Management:			
<ul style="list-style-type: none"> Do not make more than two consecutive applications of A21461 Crop or other Group 3, 7, or 11 fungicide before alternation with a fungicide that is not in Group 3, 7, or 11. 			
USE RESTRICTIONS			
<ol style="list-style-type: none"> Maximum Single Application Rate: Do not exceed the maximum rate listed in the table. Maximum Number of Applications per Year: Do not make more than 3 applications at the maximum application rate per year. Minimum Application Interval: 7 days Maximum Annual Rate: 54.5 fl oz/A/year (equivalent to 0.268 lb ai pydiflumetofen, 0.35 lb ai azoxystrobin and 0.44 lb ai propiconazole). <ol style="list-style-type: none"> Do not apply more than 0.268 lb ai/A/year of pydiflumetofen-containing products. Do not apply more than 1.2 lb ai/A/year of azoxystrobin-containing products. Do not apply more than 0.90 lb ai/A/year of propiconazole-containing products. Do not graze livestock in treated areas or cut treated cover crop for feed. Pre-harvest Interval (PHI): 60 days. For aerial applications do not apply in less than 10 GPA water. 			

8.0 STORAGE AND DISPOSAL

STORAGE AND DISPOSAL

Do not contaminate water, food or feed by storage or disposal.

Pesticide Storage

Keep this product in its tightly closed original container, when not in use. Store in a cool, dry (preferably locked) area that is inaccessible to children and animals.

Pesticide Disposal

Pesticide wastes may be hazardous. Improper disposal of excess pesticide, spray mixture, or rinsate is a violation of Federal Law. If these wastes cannot be disposed of by use according to label instructions, contact your State Pesticide or Environmental Control Agency, or the Hazardous Waste representative of the nearest EPA Regional Office for guidance.

Container Handling [less than or equal to 5 gallons]

Non-refillable container. Do not reuse or refill this container. Triple rinse container (or equivalent) promptly after emptying. Triple rinse as follows: Empty the remaining contents into application equipment or a mix tank and drain for 10 seconds after the flow begins to drip. Fill the container $\frac{1}{4}$ full with water and recap. Shake for 10 seconds. Pour rinsate into application equipment or a mix tank or store rinsate for later use and disposal. Drain for 10 seconds after the flow begins to drip. Repeat this procedure two more times. Then offer for recycling if available or puncture and dispose of in a sanitary landfill, or by incineration, or by other procedures approved by state and local authorities.

Container Handling [greater than 5 gallons]

Non-refillable container. Do not reuse or refill this container. Triple rinse container (or equivalent) promptly after emptying. Triple rinse as follows: Empty the remaining contents into application equipment or a mix tank. Fill the container $\frac{1}{4}$ full with water. Replace and tighten closures. Tip container on its side and roll it back and forth, ensuring at least one complete revolution, for 30 seconds. Stand the container on its end and tip it back and forth several times. Turn the container over onto its other end and tip it back and forth several times. Empty the rinsate into application equipment or a mix tank or store rinsate for later use or disposal. Repeat this procedure two more times. Then offer for recycling if available or puncture and dispose of in a sanitary landfill, or by incineration, or by other procedures approved by state and local authorities.

Container Handling (greater than 5 gallons)

Refillable container. Refill this container with pesticide only. Do not reuse this container for any other purpose. Cleaning the container before final disposal is the responsibility of the person disposing of the container. Cleaning before refilling is the responsibility of the refiller. To clean container before final disposal, empty the remaining contents from this container into application equipment or mix tank. Fill the container about 10 percent full with water. Agitate vigorously or recirculate water with the pump for 2 minutes. Pour or pump rinsate into application equipment or rinsate collection system. Repeat this rinsing procedure two more

times. Then offer for recycling if available or puncture and dispose of in a sanitary landfill, or by incineration, or by other procedures approved by state and local authorities.

CONTAINER IS NOT SAFE FOR FOOD, FEED, OR DRINKING WATER.

9.0 CONDITIONS OF SALE AND LIMITATION OF WARRANTY AND LIABILITY

NOTICE: Read the entire Directions for Use and Conditions of Sale and Limitation of Warranty and Liability before buying or using this product. If the terms are not acceptable, return the product at once, unopened, and the purchase price will be refunded.

The Directions for Use of this product must be followed carefully. It is impossible to eliminate all risks inherently associated with the use of this product. Crop injury, ineffectiveness or other unintended consequences may result because of such factors as manner of use or application, weather or crop conditions, presence of other materials or other influencing factors in the use of the product, which are beyond the control of SYNGENTA CROP PROTECTION, LLC or Seller. To the extent permitted by applicable law, Buyer and User agree to hold SYNGENTA and Seller harmless for any claims relating to such factors.

SYNGENTA warrants that this product conforms to the chemical description on the label and is reasonably fit for the purposes stated in the Directions for Use, subject to the inherent risks referred to above, when used in accordance with directions under normal use conditions. To the extent permitted by applicable law: (1) this warranty does not extend to the use of the product contrary to label instructions, or under conditions not reasonably foreseeable to or beyond the control of Seller or SYNGENTA, and (2) Buyer and User assume the risk of any such use. **TO THE EXTENT PERMITTED BY APPLICABLE LAW, SYNGENTA MAKES NO WARRANTIES OF MERCHANTABILITY OR OF FITNESS FOR A PARTICULAR PURPOSE NOR ANY OTHER EXPRESS OR IMPLIED WARRANTY EXCEPT AS WARRANTED BY THIS LABEL.**

To the extent permitted by applicable law, in no event shall SYNGENTA be liable for any incidental, consequential or special damages resulting from the use or handling of this product. **TO THE EXTENT PERMITTED BY APPLICABLE LAW, THE EXCLUSIVE REMEDY OF THE USER OR BUYER, AND THE EXCLUSIVE LIABILITY OF SYNGENTA AND SELLER FOR ANY AND ALL CLAIMS, LOSSES, INJURIES OR DAMAGES (INCLUDING CLAIMS BASED ON BREACH OF WARRANTY, CONTRACT, NEGLIGENCE, TORT, STRICT LIABILITY OR OTHERWISE) RESULTING FROM THE USE OR HANDLING OF THIS PRODUCT, SHALL BE THE RETURN OF THE PURCHASE PRICE OF THE PRODUCT OR, AT THE ELECTION OF SYNGENTA OR SELLER, THE REPLACEMENT OF THE PRODUCT.**

SYNGENTA and Seller offer this product, and Buyer and User accept it, subject to the foregoing Conditions of Sale and Limitation of Warranty and Liability, which may not be modified except by written agreement signed by a duly authorized representative of SYNGENTA.

10.0 APPENDIX

10.1 A21461 Crop Rate Conversion Chart (for use with Section 7.0)

Fl oz Product/A	Lb ai/A pydiflumetofen	Lb ai/A azoxystrobin	Lb ai/A propiconazole	Acres Treated per gallon
7.0	0.034	0.045	0.057	18.3
9.1	0.045	0.059	0.074	14.1
10.0	0.049	0.065	0.082	12.8
10.3	0.051	0.067	0.084	12.4
10.5	0.052	0.068	0.085	12.2
12.8	0.063	0.083	0.104	10.0
18.1	0.089	0.117	0.147	7.1
13.7	0.067	0.089	0.111	9.3
20.8	0.102	0.135	0.169	6.2
22.7	0.111	0.147	0.184	5.6

10.2 [Optional Table] A21461 Crop Use Summary Table

IMPORTANT: The table below is a summary of the Crop Use Directions for A21461 Crop. However, it is important for the user to read and follow the complete instructions contained within this label.

Crop or Crop Group or Subgroup, with examples	Maximum Rate per Application (fl oz/A)	Minimum Application Interval (days)	Pre-Harvest Interval (PHI days)	Maximum Rate per Year (fl oz/A)
Almond	18.1	7	60	54.5
Berry, low growing Subgroup 13-07G (includes strawberry)	20.8	7	30	41.6
Blueberry and Bushberry Subgroup 13-07B	20.8	7	30	41.6
Bulb Vegetables Crop Group 3-07: dry bulb and green onion and other subgroup 3-07 vegetables	22.7	7	Dry Bulb Onion: 14 Green Onion: 7	68.1
Cereal Grains (grain/straw): barley, wheat, oats	13.7	14	Feekes 10.5.4	27.6
Cereal Grains (forage/hay): barley, wheat, oats	13.7	na	7	13.7
Citrus non-bearing Fruit	13.7	7	na	54.8
Corn (grain): field corn, popcorn	13.7	7	30	44.5
Corn (forage): field corn, popcorn	13.7	7	30	44.5
Corn: sweet corn	13.7	7	14	44.5
Specific Dried and Succulent Bean: lima bean	13.7	14	14	27.4
Peanut	9.1	21	14	36.5
Pistachio	18.1	14	60	54.5
Quinoa	13.7	14	30	27.4

Rapeseed Crop Subgroup 20A: canola	13.7	Na	30	13.7
Root Vegetables (only those listed here): Carrot, Radish, garden beet	13.7	7	14	54.5
Sorghum	13.7	7	Grain and stover 21 Forage 30	27.4
Soybean	20.8	14	14	42
Stone Fruit Crop Group 12-12	13.7	10	0	54.5
Sugar Beet	13.7	10	21	54.5
Tree Nut Crop Group 14-12 (See separate rows for almonds and pistachios.)	18.1	7	60	54.5

Miravis®, Adepidyn™, Callisto®, Plant Performance™, the ALLIANCE FRAME the SYNGENTA Logo and the PURPOSE ICON are Trademarks of a Syngenta Group Company

©201X Syngenta

For non-emergency (e.g. current product information), call
Syngenta Crop Protection at 1-800-334-9481.

Manufactured for:
Syngenta Crop Protection, LLC
P.O. Box 18300
Greensboro, North Carolina 27419-8300