



UNITED STATES ENVIRONMENTAL PROTECTION AGENCY
WASHINGTON, DC 20460

OFFICE OF CHEMICAL SAFETY
AND POLLUTION PREVENTION

September 18, 2019

Adora Clark
Federal Team Lead, Fungicides
Syngenta Crop Protection, LLC
PO Box 18300
Greensboro, NC 27419

Subject: PRIA Label Amendment – New Uses for Pydiflumetofen in: Berries, Low Growing Crop Subgroup 13-07G (except cranberry and blueberry); Specific Brassica Head and Stem Vegetables; Bulb Vegetable Crop Group 3-07A; Bulb Vegetable Crop Group 3-07B; Bushberry Crop Subgroup 13-07B; Leaves of Root and Tuber Vegetables Crop Group 2; Lime; Lemon; Mustard Greens; Pistachio; Root Vegetable Crop Group 1A (except sugar beet)
Fludioxonil Interim Decision mitigation
Product Name: A20560 Crop
EPA Registration Number: 100-1603
Application Date: July 27, 2018
Decision Number: 543316 and 555146

Dear Ms. Clark:

The application referred to above, submitted under the Federal Insecticide, Fungicide and Rodenticide Act (FIFRA), as amended is acceptable under FIFRA sec 3 (c)(5). You must submit and/or cite all data required for registration/reregistration/registration review of your product when the Agency requires all registrants of similar products to submit such data.

The Agency, in accordance with FIFRA, as amended, has completed reviewing all of the information submitted with your application to support the Registration Review of the above referenced product in connection with the Fludioxonil Interim Decision, and has concluded that your submission is acceptable.

A stamped copy of your labeling is enclosed for your records. This labeling supersedes all previously accepted labeling. You must submit one (1) copy of the final printed labeling before you release the product for shipment with the new labeling. In accordance with 40 CFR 152.130(c), you may distribute or sell this product under the previously approved labeling for 12 months from the date of this letter. After 12 months, you may only distribute or sell this product if it bears this new revised labeling or subsequently approved labeling. "To distribute or sell" is defined under FIFRA section 2(gg) and its implementing regulation at 40 CFR 152.3.

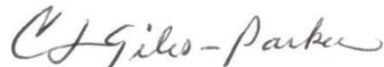
Should you wish to add/retain a reference to the company's website on your label, then please be aware that the website becomes labeling under the Federal Insecticide Fungicide and Rodenticide Act and is subject to review by the Agency. If the website is false or misleading, the product

would be misbranded and unlawful to sell or distribute under FIFRA section 12(a)(1)(E). 40 CFR 156.10(a)(5) list examples of statements EPA may consider false or misleading. In addition, regardless of whether a website is referenced on your product's label, claims made on the website may not substantially differ from those claims approved through the registration process. Therefore, should the Agency find or if it is brought to our attention that a website contains false or misleading statements or claims substantially differing from the EPA approved registration, the website will be referred to the EPA's Office of Enforcement and Compliance.

Your release for shipment of the product constitutes acceptance of these conditions. If these conditions are not complied with, the registration will be subject to cancellation in accordance with FIFRA section 6.

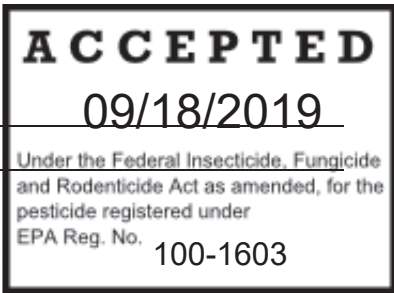
If you have any questions, please contact Lindsay Roe by phone at 703 347-0506, or via email at roe.lindsay@epa.gov; or Edward Cotton by phone at 703 347-8273, or via email at cotton.edward@epa.gov.

Sincerely,



Cynthia Giles-Parker, Chief
Fungicide Branch
Registration Division (7505P)

Enclosure – stamped “accepted” label



SUPPLEMENTAL LABELING

Syngenta Crop Protection, LLC
P. O. Box 18300
Greensboro, North Carolina 27419-8300

SCP 1603

PYDIFLUMETOFEN	GROUP	7	FUNGICIDE
FLUDIOXONIL	GROUP	12	FUNGICIDE

A20560 Crop

[Alternate brand name: Miravis® Prime]

Fungicide

An ADEPIDYN™ brand fungicide

This supplemental label expires on 08/30/2022 and must not be used or distributed after this date.

Active Ingredients:

Pydiflumetofen*:	12.8%
Fludioxonil**:	21.4%
Other Ingredients:	65.8%
Total:	100.0%

*CAS No. 1228284-64-7

**CAS No. 131341-86-1

A20560 Crop is formulated as a suspension concentrate and contains 1.25 lb of pydiflumetofen and 2.09 lb fludioxonil per gallon.

KEEP OUT OF REACH OF CHILDREN.

CAUTION

EPA Reg. No. 100-1603

All applicable directions, restrictions, and precautions on the EPA-registered label are to be followed. Before using A20560 Crop as permitted according to this supplemental label, read and follow all applicable directions, restrictions, and precautions on the EPA-registered label on or attached to the pesticide product container. This Supplemental Labeling contains revised use instructions and/or restrictions that may be different from those that appear on the container label. This Supplemental Labeling must be in the possession of the user at the time of pesticide application. It is a violation of Federal law to use this product in a manner inconsistent with its labeling.



DIRECTIONS FOR USE

It is a violation of Federal Law to use this product in a manner inconsistent with its labeling.

CROP USE DIRECTIONS

Bushberry Crop Subgroup 13-07B

Crops (Including all cultivars, varieties and/or hybrids of these)			
Aronia berry	Currant, red	Jostaberry	
Blueberry, highbush	Elderberry	Juneberry (Saskatoon berry)	
Blueberry, lowbush	European barberry	Lingonberry	
Buffalo currant	Gooseberry	Native currant	
Chilean guava	Honeysuckle, edible	Salal	
Currant, black	Huckleberry	Sea buckthorn	
Target Disease	Rate fl oz/A	Application Timing	Use Directions
Alternaria Fruit Rot <i>(Alternaria tenuissima)</i> Botrytis Fruit Rot <i>(Botrytis cinerea)</i> Mummyberry <i>(Monilinia vaccinii-corymbosi)</i> Phomopsis <i>(Phomopsis vaccinii)</i>	9.0 - 13.4*	Begin applications prior to disease development. Continue applications through season on a 7-day interval, following the resistance management guidelines.	Apply by ground or air. An adjuvant may be added at recommended rates. Apply in sufficient water volume to ensure good coverage. <i>Optional language if label has a rate range: If disease pressure is high, use the highest rate.</i>
Anthracnose Fruit Rot <i>(Colletotrichum spp.)</i>	13.4*		
*9.0 fl oz product/A is equivalent to 0.088 lb ai pydiflumetofen and 0.147 lb ai fludioxonil. *13.4 fl oz product/A is equivalent to 0.131 lb ai pydiflumetofen and 0.219 lb ai fludioxonil.			
Resistance Management:			
<ul style="list-style-type: none"> • Do not make more than two consecutive applications of A20560 Crop or other Group 7 and 12 fungicides before alternation with a fungicide that is not in Group 7, or 12. 			
USE RESTRICTIONS			
1) Maximum Single Application Rate: Do not exceed the maximum rate listed in the table. 2) Maximum Number of Applications per Year: Do not make more than 2 applications at the maximum application rate per year. 3) Minimum Application Interval: 7 days 4) Maximum Annual Rate: 26.8 fl oz/A/year (equivalent to 0.262 lb ai pydiflumetofen and 0.438 lb ai fludioxonil) <ol style="list-style-type: none"> a) Do not apply more than 0.268 lb ai/A/year of pydiflumetofen-containing products b) Do not apply more than 0.9 lb ai/A/year of fludioxonil-containing products. 5) Pre-harvest Interval (PHI): 0 days 6) Make no more than two applications by air.			

Specific Brassica Head and Stem Vegetables

Crops (Including all cultivars, and/or varieties of these)			
Broccoli	Cabbage, Chinese, napa	Mizuna	
Broccoli, Chinese	Cauliflower	Rape greens	
Broccoli, raab	Cavalo broccoli	Turnip greens	
Brussels sprouts	Collards		
Cabbage	Kale		
Target Disease	Rate fl oz/A	Application Timing	Use Directions
White rust (<i>Albugo candida</i>) Black spot (<i>Alternaria</i> spp.) Cercospora leaf spot (<i>Cercospora</i> spp.) Powdery mildew (<i>Erysiphe polygoni</i>) Ring spot (<i>Mycosphaerella brassicola</i>)	6.8 – 11.4*	Begin applications prior to disease development. Continue applications through season on a 7-day interval, following the resistance management guidelines.	Apply by ground or air. An adjuvant may be added at recommended rates. Apply in sufficient water volume to ensure good coverage. <i>Optional language if label has a rate range:</i> If disease pressure is high, use the highest rate.
*6.8 fl oz product/A is equivalent to 0.067 lb ai pydiflumetofen and 0.111 lb ai fludioxonil. *11.4 fl oz product/A is equivalent to 0.11 lb ai pydiflumetofen and 0.186 lb ai fludioxonil.			
Resistance Management:			
<ul style="list-style-type: none"> Do not make more than two consecutive applications of A20560 Crop or other Group 7 and 12 fungicides before alternation with a fungicide that is not in Group 7, or 12. 			
USE RESTRICTIONS			
<ol style="list-style-type: none"> Maximum Single Application Rate: Do not exceed the maximum rate listed in the table. Maximum Number of Applications per Year: Do not make more than 3 applications at the maximum application rate per year. Minimum Application Interval: 7 days Maximum Annual Rate: 34.2 fl oz/A/year (equivalent to 0.33 lb ai pydiflumetofen and 0.558 lb ai fludioxonil) <ol style="list-style-type: none"> Do not apply more than 0.335 lb ai/A/year of pydiflumetofen-containing products Do not apply more than 0.9 lb ai/A/year of fludioxonil-containing products. Do not use roots of treated turnips for food or feed. Only turnip varieties harvested for their leaves may be treated. Pre-harvest Interval (PHI): 7 days Make no more than two applications by air. 			

Bulb Vegetable Crop Group 3-07

Crops (Including cultivars, varieties, and/or hybrids of these)			
<u>Onion Dry, Bulb</u>		<u>Onion, Green</u>	
Garlic	Onion, Chinese	Chive, fresh leaves	Onion, fresh
Garlic, great headed	Onion, pearl	Chive, Chinese, fresh	Onion, green
Garlic, serpent	Onion, potato	leaves	Onion, Japanese
Lily	Shallots	Elegans hosta	bunching
Onion		Fritillaria, leaves	Onion, macrostem
		Green eschalots	Onion, spring
		Kurrat	Onion, tree tops
		Lady's leek	Onion, Welsh
		Leek	Scallions
		Onion, Beltsville	Shallots, green
		bunching	Shallots, fresh leaves
Target Disease	Rate fl oz/A	Application Timing	Use Directions
Foliar Diseases Cladosporium leaf blotch (<i>Cladosporium allii</i>) Purple blotch (<i>Alternaria porri</i>) Rust (<i>Puccinia allii</i>) White rot (<i>Sclerotium cepivorum</i>)	6.8 – 11.4*	Begin applications prior to disease development. Continue applications through season on a 7-day interval, following the resistance management guidelines.	Apply by ground or air. An adjuvant may be added at recommended rates. Apply in sufficient water volume to ensure good coverage.
Downy mildew (<i>Peronospora destructor</i>) Botrytis leaf blight (<i>Botrytis aclada</i>)	11.4*	Apply when conditions are conducive for disease.	<i>Optional language if label has a rate range:</i> If disease pressure is high, use the highest rate.
*6.8 fl oz product/A is equivalent to 0.067 lb ai pydiflumetofen and 0.111 lb ai fludioxonil. *11.4 fl oz product/A is equivalent to 0.11 lb ai pydiflumetofen and 0.186 lb ai fludioxonil.			
Resistance Management:			
<ul style="list-style-type: none"> Do not make more than two consecutive applications of A20560 Crop or other Group 7 and 12 fungicides before alternation with a fungicide that is not in Group 7, or 12. 			
USE RESTRICTIONS			
<ol style="list-style-type: none"> Maximum Single Application Rate: Do not exceed the maximum rate listed in the table. Maximum Number of Applications per Year: Do not make more than 3 applications at the maximum application rate per year. Minimum Application Interval: 7 days Maximum Annual Rate: 34.2 fl oz/A/year (equivalent to 0.33 lb ai pydiflumetofen and 0.558 lb ai fludioxonil) <ol style="list-style-type: none"> Do not apply more than 0.335 lb ai/A/year of pydiflumetofen-containing products Do not apply more than 1.0 lb ai/A/year of fludioxonil-containing products. Pre-harvest Interval (PHI): 7 days Make no more than two applications by air. 			

Carrot

Crops (Including all cultivars, and/or varieties of these)			
Carrot			
Target Disease	Rate (fl oz/A)	Application Timing	Use Directions
Early blight (<i>Cercospora carotae</i>) Late blight (<i>Alternaria dauci</i>) White mold (<i>Sclerotium rolfsii</i>)	6.8*	Begin applications prior to disease development. Continue applications through season on a 7-day interval, following the resistance management guidelines.	Apply by ground, air, or chemigation. An adjuvant may be added at recommended rates. Apply in sufficient water volume to ensure good coverage.
*6.8 fl oz product/A is equivalent to 0.067 lb ai pydiflumetofen and 0.111 lb ai fludioxonil.			
Resistance Management:			
<ul style="list-style-type: none"> Do not make more than two consecutive applications of A20560 Crop or other Group 7 and 12 fungicides before alternation with a fungicide that is not in Group 7 or 12. 			
USE RESTRICTIONS			
<ol style="list-style-type: none"> Maximum Single Application Rate: Do not exceed the maximum rate listed in the table. Maximum Number of Applications per Year: Do not make more than 4 applications at the maximum application rate per year. Minimum Application Interval: 7 days Maximum Annual Rate: 27.2 fl oz/A/year (equivalent to 0.266 lb ai /A/year pydiflumetofen and 0.444 lb ai/A/year fludioxonil) <ol style="list-style-type: none"> Do not apply more than 0.268 lb ai/A/year of pydiflumetofen-containing products. Do not apply more than 0.9 lb ai/A/year of fludioxonil-containing products. Pre-harvest Interval (PHI): 7 days Make no more than two applications by air. Do not allow cattle or other livestock to feed upon the leaves of root and tuber vegetables. 			

Leaves of Root and Tuber Vegetables Crop Group 2

Crops (Including cultivars and/or varieties of these)			
Beet, garden	Chervil, turnip-rooted	Rutabaga	
Beet, sugar	Chicory	Salsify, black	
Burdock, edible	Dasheen (taro)	Sweet potato	
Carrot	Parsnip	Tanier (cocoyam)	
Cassava, bitter and sweet	Radish	Turnip	
Celeriac (celery root)	Radish, oriental (daikon)	Yam, true	
Target Disease	Rate fl oz/A (lb ai/A)	Application Timing	Use Directions
Alternaria Leaf Blight (<i>Alternaria dauci</i>) Cercospora Leaf Spot (<i>C. beticola</i>) Powdery Mildew (<i>Erysiphe polygoni</i>)	6.8*	Begin applications prior to disease development. Continue applications through season on a 7- to 10-day interval, following the resistance management guidelines	Apply by ground, air, or chemigation. An adjuvant may be added at recommended rates. <i>Optional language if label has a single rate and interval range: If disease pressure is high, use the shortest interval.</i>
*6.8 fl oz product/A is equivalent to 0.067 lb ai pydiflumetofen and 0.111 lb ai fludioxonil.			
Resistance Management:			
<ul style="list-style-type: none"> Do not make more than two consecutive applications of A20560 Crop or other Group 7 fungicide before alternation with a fungicide that is not in Group 7. 			
USE RESTRICTIONS			
<ol style="list-style-type: none"> Maximum Single Application Rate: Do not exceed the maximum rate listed in the table. Maximum Number of Applications per Year: Do not make more than 4 applications at the maximum application rate per year. Minimum Application Interval: 7 days Maximum Annual Rate: 20.4 fl oz/A/year (equivalent to 0.199 lb ai/A/year pydiflumetofen and 0.333 lb ai/A/year fludioxonil). <ol style="list-style-type: none"> DO NOT apply more than 0.268 lb ai/A/year of pydiflumetofen-containing products. DO NOT apply more than 0.44 lb ai/A/year of fludioxonil-containing products. Do not allow cattle or other livestock to feed upon the leaves of root and tuber vegetables. Pre-harvest Interval (PHI): 7 days Make no more than two applications by air. 			

Lemon and Lime

Crops (Including all cultivars and/or varieties of these)			
Lemon Lime			
Target Disease	Rate (fl oz/A)	Application Timing	Use Directions
Alternaria Stem End Rot (<i>A. citri</i>) Blue Mold (<i>Penicillium italicum</i>) Green Mold (<i>Penicillium digitatum</i>)	6.8 -7.7*	Begin applications prior to disease development.	Apply by ground. An adjuvant may be added at recommended rates. Apply in sufficient volume to ensure good coverage. <i>Optional language if label has a rate range:</i> If disease pressure is high, use the highest rate.
Suppression: Anthracnose (<i>Colletotrichum gloeosporioides</i>)	7.7*		
*6.8 fl oz product/A is equivalent to 0.067 lb ai pydiflumetofen and 0.111 lb ai fludioxonil. *7.7 fl oz product/A is equivalent to 0.075 lb ai pydiflumetofen and 0.128 lb ai fludioxonil			
USE RESTRICTIONS			
<ol style="list-style-type: none"> 1) Maximum Single Application Rate: Do not exceed the maximum rate listed in the table. 2) Maximum Number of Applications per Year: Do not make more than 1 application per year. 3) Minimum Application Interval: NA 4) Maximum Annual Rate: 7.7 fl oz/A/year (equivalent to 0.075 lb ai/A/year pydiflumetofen and 0.128 lb ai/A/year fludioxonil). <ol style="list-style-type: none"> a. Do not apply more than 0.30 lb ai/A/year of pydiflumetofen -containing products. b. Do not apply more than 0.22 lb ai/A/year of fludioxonil-containing products. 5) Pre-harvest Interval (PHI): 14 days 			

Mustard Greens

Crops (Including all cultivars and/or varieties of these)			
Mustard Greens			
Target Disease	Rate (fl oz/A)	Application Timing	Use Directions
Alternaria leaf spot <i>(Alternaria spp.)</i> Alternaria leaf blight <i>(Alternaria spp.)</i> Powdery mildew <i>(Erysiphe polygoni)</i>	10.3-13.4*	Begin applications prior to disease development. Continue applications through season on a 7-day interval, following the resistance management guidelines.	Apply by ground or air. An adjuvant may be added at recommended rates. Apply in sufficient volume to ensure good coverage. <i>Optional language if label has a rate range: If disease pressure is high, use the highest rate.</i>
Suppression: Cercospora leaf spot <i>(Cercospora brassicola)</i>	13.4*		
*10.3 fl oz product/A is equivalent to 0.10 lb ai pydiflumetofen and 0.168 lb ai fludioxonil. *13.4 fl oz product/A is equivalent to 0.131 lb ai pydiflumetofen and 0.219 lb ai fludioxonil.			
Resistance Management: <ul style="list-style-type: none"> Do not make more than two consecutive applications of A20560 Crop or other Group 7 and 12 fungicides before alternation with a fungicide that is not in Group 7 or 12. 			
USE RESTRICTIONS			
1) Maximum Single Application Rate: Do not exceed the maximum rate listed in the table. 2) Maximum Number of Applications per Year: Do not make more than 2 applications at the maximum application rate per year. 3) Minimum Application Interval: 7 days 4) Maximum Annual Rate: 26.8 fl oz/A/year (equivalent to 0.262 lb ai/A/year pydiflumetofen and 0.436 lb ai/A/year fludioxonil) <ol style="list-style-type: none"> Do not apply more than 0.357 lb ai/A/year of pydiflumetofen-containing products. Do not apply more than 0.9 lb ai/A/year of fludioxonil-containing products. 5) Pre-harvest Interval (PHI): 7 days 6) Make no more than two applications by air.			

Pistachio

Crops (Including all cultivars and/or varieties of these)			
Pistachio			
Target Disease	Rate (fl oz/A)	Application Timing	Use Directions
Alternaria <i>(Alternaria alternata)</i> Botrytis <i>(Botrytis spp.)</i> Botryosphaeria blight <i>(Botryosphaeria spp.)</i>	6.8 -9.1*	Begin applications prior to disease development. Continue applications through season on a 14-day interval, following the resistance management guidelines.	Apply by ground or air. An adjuvant may be added at recommended rates. Apply in sufficient volume to ensure good coverage. <i>Optional language if label has a rate range:</i> If disease pressure is high, use the highest rate.
*6.8 fl oz product/A is equivalent to 0.067 lb ai pydiflumetofen and 0.111 lb ai fludioxonil. *9.1 fl oz product/A is equivalent to 0.089 lb ai pydiflumetofen and 0.149 lb ai fludioxonil.			
Resistance Management: <ul style="list-style-type: none"> Do not make more than two consecutive applications of A20560 Crop or other Group 7 and 12 fungicides before alternation with a fungicide that is not in Group 7 or 12. 			
USE RESTRICTIONS			
1) Maximum Single Application Rate: Do not exceed the maximum rate listed in the table. 2) Maximum Number of Applications per Year: Do not make more than 3 applications at the maximum application rate per year. 3) Minimum Application Interval: 14 days 4) Maximum Annual Rate: 27.3 fl oz/A/year (equivalent to 0.267 lb ai/A/year pydiflumetofen and 0.447 lb ai/A/year fludioxonil) <ol style="list-style-type: none"> Do not apply more than 0.267 lb ai/A/year of pydiflumetofen -containing products. Do not apply more than 0.9 lb ai/A/year of fludioxonil-containing products. 5) Pre-harvest Interval (PHI): 14 days 6) Make no more than two applications by air. 7) For aerial applications do not apply in less than 10 GPA water.			

Root Vegetables Crop Subgroup 1A (except carrot and sugar beet)

[Directions for Carrot is listed in Separate Table]	
Crops (Including all cultivars, varieties and/or hybrids)	
Beet, garden	Radish
Burdock, edible	Radish, oriental (daikon)
Celeriac	Rutabaga
Chicory	Salsify
Ginseng	Salsify, black
Horseradish	Salsify, Spanish
Parsley, turnip-rooted	Skirret
Parsnip	Turnip

Target Disease	Rate (fl oz/A)	Application Timing	Use Directions
Alternaria leaf spot <i>(Alternaria spp., A. alternata)</i> Ascocvhyta leaf spot <i>(Ascochyta cynarae)</i> Cercospora leaf spot <i>(Cercospora betae)</i> Cylindrocarpon root rot <i>(Cylindrocarpon destructans)</i> Powdery mildew <i>(Erysiphe polygoni, Levellula taurica)</i>	6.8*	Begin applications prior to disease development. Continue applications through season on a 7- to 10-day interval, following the resistance management guidelines.	Apply by ground, air, or chemigation. An adjuvant may be added at recommended rates. Apply in sufficient volume to ensure good coverage. <i>Optional language if label has a single rate and interval range: If disease pressure is high, use the shortest interval.</i>
Suppression: White mold <i>(Sclerotinia sclerotiorum)</i>	6.8*		
*6.8 fl oz product/A is equivalent to 0.067 lb ai pydiflumetofen and 0.111 lb ai fludioxonil.			
Resistance Management: <ul style="list-style-type: none"> Do not make more than two consecutive applications of A20560 Crop or other Group 7 and 12 fungicides before alternation with a fungicide that is not in Group 7 or 12. 			
USE RESTRICTIONS			
1) Maximum Single Application Rate: Do not exceed the maximum rate listed in the table. 2) Maximum Number of Applications per Year: Do not make more than 4 applications at the maximum application rate per year. 3) Minimum Application Interval: 7 days 4) Maximum Annual Rate: 27.2 fl oz/A/year (equivalent to 0.266 lb ai/A/year pydiflumetofen and 0.444 lb ai/A/year fludioxonil). <ol style="list-style-type: none"> Do not apply more than 0.268 lb ai/A/year of pydiflumetofen -containing products. Do not apply more than 0.9 lb ai/A/year of fludioxonil-containing products. Radish ONLY – Do not apply more than 0.44 lb ai/A/year of fludioxonil-containing products. 5) Do not allow cattle or other livestock to feed upon the leaves of root and tuber vegetables. 6) Pre-harvest Interval (PHI): 7 days 7) Make no more than two applications by air.			

Strawberry and Berry, Low Growing Subgroup 13-07G (except cranberry)

Crops (Including all cultivars, varieties and/or hybrids of these)			
Bearberry		Muntries	
Bilberry		Partridgeberry	
Cloudberry		Strawberry	
Target Disease	Rate (fl oz/A)	Application Timing	Use Directions

Gray Mold (<i>Botrytis cinerea</i>) Powdery mildew (<i>Sphaerotheca macularis</i>)	9.1 – 13.4*	Begin applications prior to disease development. Continue applications through season on a 7- to 10-day interval, following the resistance management guidelines.	Apply by ground, air, or chemigation. An adjuvant may be added at recommended rates. Apply in sufficient volume to ensure good coverage.
Anthracnose (<i>Colletotrichum</i> spp.)	11.4 - 13.4*	Apply during flowering or when conditions are conducive for disease.	<i>Optional language if label has a rate range:</i> If disease pressure is high, use the highest rate. <i>Optional language if label has a rate range and interval range:</i> If disease pressure is high, use the shortest interval and highest rate.
<p>*9.1 fl oz product/A is equivalent to 0.089 lb ai pydiflumetofen and 0.149lb ai fludioxonil. *11.4 fl oz product/A is equivalent to 0.11 lb ai pydiflumetofen and 0.186 lb ai fludioxonil. *13.4 fl oz product/A is equivalent to 0.131 lb ai pydiflumetofen and 0.219 lb ai fludioxonil.</p>			
<p>Resistance Management:</p> <ul style="list-style-type: none"> Do not make more than two consecutive applications of A20560 Crop or other Group 7 and 12 fungicides before alternation with a fungicide that is not in Group 7 or 12. 			
USE RESTRICTIONS			
<ol style="list-style-type: none"> Maximum Single Application Rate: Do not exceed the maximum rate listed in the table. Maximum Number of Applications per Year: Do not make more than 2 applications at the maximum application rate per year. Minimum Application Interval: 7 days Maximum Annual Rate: 26.8 fl oz/A/year (equivalent to 0.262 lb ai pydiflumetofen and 0.438 lb ai fludioxonil) <ol style="list-style-type: none"> Do not apply more than 0.268 lb ai/A/year of pydiflumetofen -containing products. Do not apply more than 0.9 lb ai/A/year of fludioxonil-containing products. Pre-harvest Interval (PHI): 0 days Make no more than two applications by air. 			

Adepidyn™, Miravis® and the Syngenta logo are trademarks of a Syngenta Group Company

©20XX Syngenta

000100-01603.20180731D.A20560_CROP_SUPP_JUL2018-CL.pdf

[Master Label]

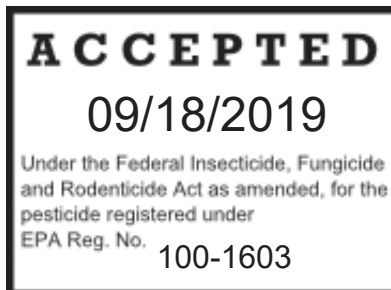
PYDIFLUMETOFEN	GROUP	7	FUNGICIDE
FLUDIOXONIL	GROUP	12	FUNGICIDE

A20560 Crop

[Alternate brand name: Miravis® Prime]

Fungicide

An ADEPIDYN™ brand fungicide



Active Ingredients:

Pydiflumetofen*:	12.8%
Fludioxonil**:	21.4%

Other Ingredients:	65.8%
Total:	100.0%

*CAS No. 1228284-64-7
**CAS No. 131341-86-1

A20560 Crop is formulated as a suspension concentrate and contains 1.25 lb of pydiflumetofen and 2.09 lb fludioxonil per gallon.

KEEP OUT OF REACH OF CHILDREN.

CAUTION

See additional precautionary statements and directions for use inside booklet.

EPA Reg. No. 100-1603

EPA Est.

_____ gallons
Net Contents

[Batch Code: _____] (For nonrefillables only.)

TABLE OF CONTENTS

1.0 FIRST AID

2.0 PRECAUTIONARY STATEMENTS

2.1 Hazards to Humans and Domestic Animals

2.2 Personal Protective Equipment (PPE)

2.2.1 ENGINEERING CONTROLS

2.3 Environmental Hazards

2.3.1 GROUNDWATER ADVISORY

2.3.2 SURFACE WATER ADVISORY

2.4 Physical or Chemical Hazards

DIRECTIONS FOR USE

3.0 PRODUCT INFORMATION

3.1 Integrated Pest (Disease) Management (IPM)

3.2 Resistance Management

4.0 APPLICATION DIRECTIONS

4.1 Methods of Application

4.2 Application Equipment

4.2.1 NOZZLES

4.2.2 PUMP

4.3 Application Volume and Spray Coverage

4.4 Mixing Directions

4.4.1 A20560 CROP ALONE

4.4.2 TANK-MIX PRECAUTIONS

4.4.3 TANK-MIX COMPATIBILITY TEST

4.4.4 A20560 CROP IN TANK MIXTURES

4.4.5 SPRAY ADDITIVES

4.5 Application through Irrigation Systems (Chemigation)

4.5.1 APPLICATION DIRECTIONS FOR OVERHEAD IRRIGATION SYSTEMS

4.5.2 Center-Pivot Irrigation

4.5.3 Solid-Set, Hand-Move, and Moving-Wheel Irrigation

4.5.4 OPERATING INSTRUCTIONS FOR CHEMIGATION

4.5.5 SPECIFIC INSTRUCTIONS FOR PUBLIC WATER SYSTEMS

5.0 ROTATIONAL CROP RESTRICTIONS

6.0 RESTRICTIONS AND PRECAUTIONS

6.1 Use Restrictions

6.2 Use Precautions

6.3 Spray Drift Management

6.3.1 Aerial Applications

6.3.2 Ground Applications

6.3.3 Handheld Technology Applications

6.3.4 Importance of Droplet Size

6.3.5 Controlling Droplet Size – Ground Boom

6.3.6 Boom Height – Ground Boom

6.3.7 **Controlling Droplet Size – Aircraft**

6.3.8 **APPLICATION HEIGHT**

6.3.9 Release Height-Aircraft

6.3.10 **SHIELDED SPRAYERS**

6.3.11 **TEMPERATURE AND HUMIDITY**

6.3.12 **WIND**

6.3.13 **TEMPERATURE INVERSIONS**

6.3.14 **NON-TARGET AREAS**

7.0 CROP USE DIRECTIONS

7.1 **Bushberry Crop Subgroup 13-07B**

7.2 **Specific Brassica Head and Stem Vegetables**

7.3 **Bulb Vegetable Crop Group 3-07**

7.4 **Carrot**

7.5 **Cucurbits Vegetables, Crop Group 9**

7.6 **Dried Shelled and Succulent Beans, except cowpea**

7.7 **Fruiting Vegetables, Crop Group 8-10**

7.8 **Grape and Small Fruit Vine Climbing Subgroup (except Fuzzy Kiwifruit) Crop Subgroup 13-07F**

7.9 **Specific Leaf Petioles**

7.10 **Specific Leafy Greens**

7.11 **Leaves of Root and Tuber Vegetables Crop Group 2**

7.12 **Lemon and Lime**

7.13 **Mustard Greens**

7.14 **Pistachio**

7.15 **Potato**

7.16 **Root Vegetables Crop Subgroup 1A (except carrot and sugar beet)**

7.17 **Strawberry and Berry, Low Growing Subgroup 13-07G (except cranberry)**

7.18 **Tuberous and Corm Vegetables, Crop Subgroup 1C**

8.0 STORAGE AND DISPOSAL

9.0 CONDITIONS OF SALE AND LIMITATION OF WARRANTY AND LIABILITY

10.0 APPENDIX

10.1 **A20560 Crop Rate Conversion Chart (for use with Section 7.0)**

1.0 FIRST AID

FIRST AID	
If swallowed	<ul style="list-style-type: none">• Call a poison control center or doctor immediately for treatment advice.• Have person sip a glass of water if able to swallow.• Do not induce vomiting unless told to do so by a poison control center or doctor.• Do not give anything by mouth to an unconscious person.
Have the product container or label with you when calling a poison control center or doctor or going for treatment.	
HOTLINE NUMBER For 24-Hour Medical Emergency Assistance (Human or Animal) Or Chemical Emergency Assistance (Spill, Leak, Fire or Accident) Call 1-800-888-8372	

2.0 PRECAUTIONARY STATEMENTS

2.1 Hazards to Humans and Domestic Animals

CAUTION

Harmful if swallowed. Wash thoroughly with soap and water after handling and before eating, drinking, chewing gum, using tobacco, or using the toilet. Remove and wash contaminated clothing before reuse.

2.2 Personal Protective Equipment (PPE)

Applicators and other handlers must wear:

- Long-sleeved shirt and long pants
- Shoes plus socks
- Chemical-resistant gloves made of: Barrier laminate, butyl rubber ≥ 14 mils, nitrile rubber ≥ 14 mils, neoprene rubber ≥ 14 mils, polyvinyl chloride (PVC) ≥ 14 mils, or Viton® ≥ 14 mils

User Safety Requirements

Follow the manufacturer's instructions for cleaning/maintaining PPE. If no such instructions for washables exist, use detergent and hot water. Keep and wash PPE separately from other laundry.

2.2.1 ENGINEERING CONTROLS

When handlers use closed systems, enclosed cabs, or aircraft in a manner that meets the requirements listed in the Worker Protection Standard (WPS) for agricultural pesticides (40 CFR 170.240 (d)(4-6), the handler PPE requirements may be reduced or modified as specified in the WPS.

IMPORTANT: When reduced PPE is worn because a closed system is being used, handlers must be provided all PPE specified above for “applicators and other handlers” and have such PPE immediately available for use in an emergency, such as a spill or equipment breakdown.

User Safety Recommendations

Users should:

- Wash hands before eating, drinking, chewing gum, using tobacco or using the toilet. Wash thoroughly with soap and water after handling.
- Remove clothing/PPE immediately if pesticide gets inside. Then wash thoroughly and put on clean clothing.
- Remove PPE immediately after handling this product. Wash the outside of gloves before removing. As soon as possible, wash thoroughly and change into clean clothing.

2.3 Environmental Hazards

The product is toxic to fish, aquatic invertebrates, and oysters and shrimp. Drift and runoff may be hazardous to aquatic organisms in water adjacent to treated area.

For terrestrial uses: Do not apply directly to water, or to areas where surface water is present, or to intertidal areas below the mean high water mark. Drift and runoff may be hazardous to aquatic organisms in water adjacent to treated areas. Do not contaminate water when disposing of equipment washwater or rinsate.

2.3.1 GROUNDWATER ADVISORY

Fludioxonil and pydiflumetofen have properties and characteristics associated with chemicals detected in groundwater. Fludioxonil is known to leach through soil into groundwater under certain conditions as a result of label use. Pydiflumetofen and fludioxonil may leach into groundwater if used in areas where soils are permeable, particularly where the water table is shallow.

2.3.2 SURFACE WATER ADVISORY

This product may contaminate water through drift of spray in wind. This product may impact surface water quality due to runoff of rain water. This is especially true for poorly draining soils and soils with shallow ground water. Fludioxonil has a high potential for runoff for several months or more after application, and pydiflumetofen is classified as having a medium potential for reaching both surface water and aquatic sediment via runoff several months or more after application.

A level, well-maintained vegetative buffer strip between areas to which this product is applied and surface water features such as ponds, streams, and springs will reduce the potential for contamination of water with pydiflumetofen and fludioxonil from runoff water and sediment. Runoff of this product will be reduced by avoiding applications when rainfall or irrigation is expected to occur within 48 hours. Sound erosion control practices will reduce this product's potential to reach aquatic sediment via runoff.

2.4 Physical or Chemical Hazards

Do not use or store near open flame. Do not use or store near any oxidizing agents.

DIRECTIONS FOR USE

It is a violation of Federal Law to use this product in a manner inconsistent with its labeling.

Do not apply this product in a way that will contact workers or other persons, either directly or through drift. Only protected handlers may be in the area during application. For any requirements specific to your State or Tribe, consult the agency responsible for pesticide regulation.

Notify state and/or Federal authorities and Syngenta immediately if you observe any adverse environmental effects due to use of this product.

FAILURE TO FOLLOW THE USE DIRECTIONS AND PRECAUTIONS ON THIS LABEL MAY RESULT IN PLANT INJURY, POOR DISEASE CONTROL AND/OR ILLEGAL RESIDUES.

AGRICULTURAL USE REQUIREMENTS

Use this product only in accordance with its labeling and with the Worker Protection Standard, 40 CFR part 170. This Standard contains requirements for the protection of agricultural workers on farms, forests, nurseries, and greenhouses, and handlers of agricultural pesticides. It contains requirements for training, decontamination, notification, and emergency assistance. It also contains specific instructions and exceptions pertaining to the statements on this label about personal protective equipment (PPE), notification to workers, and restricted-entry interval. The requirements in this box only apply to uses of this product that are covered by the Worker Protection Standard.

Do not enter or allow worker entry into treated areas during the restricted-entry interval (REI) of 12 hours.

For early entry to treated areas that is permitted under the Worker Protection Standard and that involves contact with anything that has been treated, such as plants, soil or

water wear:

- Coveralls
- Chemical-resistant gloves made of: Barrier laminate, butyl rubber \geq 14 mils, nitrile rubber \geq 14 mils, neoprene rubber \geq 14 mils, polyvinyl chloride (PVC) \geq 14 mils, or Viton \geq 14 mils
- Shoes plus socks

3.0 PRODUCT INFORMATION

- A20560 Crop is not for residential use.
- Read all label directions before use. All applications must be made according to the use directions that follow.
- A20560 Crop is a broad-spectrum, preventative fungicide for the control of many important plant diseases, formulated as a suspension concentrate (SC).
- A20560 Crop is a member of Syngenta's Plant Performance™ product line and may also improve the yield and/or quality of the crop. These additional benefits are due to positive effects on plant physiology. The effects may vary according to factors such as the crop, crop hybrid, or environment.
- Not for use in the state of Hawaii.
- Not for use in Nassau and Suffolk counties of New York.

3.0.1 CROP TOLERANCE

Plant tolerance has been found to be acceptable for all crops on the label; however, not all possible tank-mix combinations have been tested under all conditions. When possible, test your tank-mix combination(s) on a small portion of the crop to ensure that a phytotoxic response will not occur as a result of application.

3.0.2 DISEASE SUPPRESSION

If a use indicates suppression it refers to control which can range from fair to good, or consistent control at a level below that obtained with products registered for control.

3.1 Integrated Pest (Disease) Management (IPM)

A20560 Crop should be integrated into an overall disease and pest management strategy whenever the use of a fungicide is required. Cultural practices known to reduce disease development should be followed. This should include selection of varieties with disease tolerance, removal of plant debris in which inoculum overwinters, and proper timing and placement of irrigation. Consult your local agricultural authorities for additional IPM strategies established for your area. A20560 Crop may be used in State Agricultural Extension advisory (disease forecasting) programs which recommend application timing based on environmental factors favorable for disease development.

3.2 Resistance Management

PYDIFLUMETOFEN	GROUP	7	FUNGICIDE
FLUDIOXONIL	GROUP	12	FUNGICIDE

For resistance management, please note that A20560 Crop contains both a Group 7 [pydiflumetofen] and group 12 [fludioxonil] fungicide. Any fungal population may contain individuals naturally resistant to either or both of the active ingredients in A20560 Crop and other Group 7 or Group 12 fungicides. A gradual or total loss of pest control may occur over time if these fungicides are used repeatedly in the same fields. Appropriate resistance-management strategies should be followed.

To delay fungicide resistance, take one or more of the following steps:

- Rotate the use of A20560 Crop or other Group 7 and 12 fungicides within a growing season sequence with different groups that control the same pathogens.
- Use tank mixtures with fungicides from a different group that are equally effective on the target pest when such use is permitted. Use at least the minimum application rate as labeled by the manufacturer.
- Adopt an integrated disease management program for fungicide use that includes scouting, uses historical information related to pesticide use, and crop rotation, and which considers host plant resistance, impact of environmental conditions on disease development, disease thresholds, as well as cultural, biological and other chemical control practices.
- Where possible, make use of predictive disease models to effectively time fungicide applications. Note that using predictive models alone is not sufficient to manage resistance.
- Monitor treated fungal populations for resistance development.
- Contact your local extension specialist or certified crop advisor for any additional pesticide resistance-management and/or IPM recommendations for specific crops and pathogens.
- For further information or to report suspected resistance contact Syngenta Crop Protection at 1-866-796-4368. You can also contact your university extension specialist to report resistance.

As part of a resistance management strategy:

- Apply no more than 2 sequential applications unless otherwise stated in the crop section.
- Follow the crop-specific resistance management recommendations in **Section 7.0**.

4.0 APPLICATION DIRECTIONS

4.1 Methods of Application

Apply A20560 Crop at rates specified in the crop tables (**Section 7.0**). Where permitted, applications can be made by ground, by air, and via chemigation as specified in **Section 7.0**. Refer to **Section 4.5** for details of application by chemigation.

OBSERVE THE FOLLOWING RESTRICTIONS WHEN SPRAYING IN THE VICINITY OF AQUATIC AREAS SUCH AS LAKES, RESERVOIRS, RIVERS, PERMANENT STREAMS, MARSHES OR NATURAL PONDS, ESTUARIES, AND COMMERCIAL FISH FARM PONDS.

- Do not apply within 75 ft of bodies of water such as lakes, reservoirs, rivers, permanent streams, natural ponds, marshes, or estuaries.
- Shut off the sprayer when at row ends.
- Do not cultivate within 10 ft of aquatic areas as to allow a vegetative filter strip.
- Do not apply when weather conditions favor drift to aquatic areas. Do not apply when gusts or sustained winds exceed 10 mph.
- Do not apply during a temperature inversion. Mist or fog may indicate the presence of an inversion in humid areas.
- For perennial crops such as tree crops and grapes:
 - For all plantings within 150 ft of bodies of water as described above, spray crops from outside the planting away from the bodies of water.
 - Spray last three rows windward of aquatic areas using nozzles on one side only, with spray directed away from aquatic areas. Adjust or turn off top nozzles on the side away from the grove/orchard when spraying the outside row. Shut off nozzles when turning at ends of row or passing tree gaps in the rows.

Ground Application

- Apply in a minimum of 10 gallons of water per acre, unless specified otherwise.

Aerial Spray Directions

Avoid applications under conditions when uniform coverage cannot be obtained or when excessive drift may occur.

Aerial Spray Restrictions

Observe the following restrictions when spraying in the vicinity of aquatic area such as lakes, reservoirs, rivers, permanent streams, marshes or natural ponds, estuaries and commercial fish ponds.

- Use only on crops where aerial applications are indicated.
- Do not apply by air within 150 ft of lakes, reservoirs, rivers, permanent streams, marshes or natural ponds, estuaries and commercial fish ponds.
- Mount the spray boom on the aircraft so as to minimize the drift caused by wing tip vortices. Use the minimum practical boom length, and do not exceed 75% of wing span or rotor diameter.
- Release spray at the lowest height consistent with pest control and flight safety. Do not make applications more than 10 feet above the crop canopy.
- Do not apply when weather conditions favor drift to aquatic areas. Do not apply when gusts or sustained winds exceed 10 mph.
- Do not apply during a temperature inversion. Mist or fog may indicate the presence of an inversion in humid areas.

Aerial Spray Precautions

Observe the following precautions when spraying in the vicinity of aquatic area such as lakes, reservoirs, rivers, permanent streams, marshes or natural ponds, estuaries and commercial fish ponds.

- Use the largest droplet size consistent with good pest control.
- Formation of very small droplets may be minimized by appropriate nozzle selection, by orientating nozzles away from the air stream as much as possible, and by avoiding excessive spray boom pressure.
- Reduce risk of exposure to aquatic areas by avoiding applications when wind direction is toward the aquatic area.
- Low humidity and high temperatures increase the evaporation rate of spray droplets, and therefore the likelihood of increased spray drift to aquatic area. Avoid spraying during conditions of low humidity and/or high temperatures.
- For the crops to which aerial applications are allowed, refer to the specific crop directions for use.
- Apply in a minimum of 5 gallons of water per acre, unless specified otherwise.

4.2 Application Equipment

A20560 Crop may be applied with all types of spray equipment commonly used for making aerial and ground applications. Proper adjustments and calibration of spray equipment are needed to provide penetration and coverage essential for good disease control.

4.2.1 NOZZLES

- Equip sprayers with nozzles that provide uniform application and desired spray quality.
- Screens should be used to protect the pump and to prevent nozzles from clogging.

4.2.2 PUMP

- Use a pump with capacity to:
 1. Maintain 35-40 psi at nozzles
 2. Provide sufficient agitation in the tank to keep tank-mixture in suspension - this requires recirculation of 10% of tank volume per minute.
- Use a jet agitator or liquid sparge tube for agitation.
- Do not air sparge.
- Screens placed on suction side of pump should be 16-mesh or coarser.
- Do not place a screen in the recirculation line.
- Use 50-mesh or coarser screens between the pump and boom, and where required, at the nozzles.

For more information on spray equipment and calibration, consult sprayer manufacturers and state recommendations. For specific local directions and spray schedules, consult the current state agricultural recommendations.

4.3 Application Volume and Spray Coverage

See **Crop use Directions (Section 7.0)** for additional application volume information.

- Thorough coverage is necessary to provide good disease control.
- Avoid spray overlap, as crop injury may occur.
- For aerial application, apply in a minimum of 2 gallons of water per acre unless specified otherwise on this label.
- For ground application, apply in a minimum of 10 gallons of water per acre unless specified otherwise on this label.
- Avoid application under conditions when uniform coverage cannot be obtained or when excessive spray drift may occur.

4.4 Mixing Directions

- Prepare no more spray mixture than is required for the immediate operation.
- Thoroughly clean spray application equipment before using this product.
- Thoroughly agitate the spray solution before and during application.
- Rinse spray tank thoroughly with clean water after each day's use and dispose of pesticide rinsate by application to an already treated area.

4.4.1 A20560 CROP ALONE

- Add $\frac{1}{2}$ - $\frac{2}{3}$ of the required amount of water to the spray or mixing tank.
- With the agitator running, add A20560 Crop to the tank.
- Continue agitation while adding the remainder of the water.
- Begin application of the spray solution after A20560 Crop has completely dispersed into the mix water.
- Maintain agitation until all of the mixture has been sprayed.
- *Optional language:* [Add tank-mix defoamer if needed.]
- *Optional language:* [Add a tank-mix compatibility agent and buffering agents when using with fertilizer suspensions.]

4.4.2 TANK-MIX PRECAUTIONS

It is the pesticide user's responsibility to ensure that all products are registered for the intended use. Read and follow the applicable restrictions and limitations and directions for use on all product labels involved in tank mixing. Users must follow the most restrictive directions for use and precautionary statements of each product in the tank mixture.

- A20560 Crop can be tank-mixed with other fungicides, herbicides, insecticides, liquid fertilizers, adjuvants, and additives; however, not all combinations or environmental conditions have been tested.
- To ensure against incompatibility and crop injury, it is recommended to test the combinations on a small portion of the crop to be treated.

4.4.3 TANK-MIX COMPATIBILITY TEST

A jar compatibility test is recommended prior to tank mixing with other pesticides and/or adjuvants/additives, in order to ensure the compatibility of A20560 Crop with other products, adjuvants or fertilizers. The recommended procedure for conducting jar tank-mix compatibility tests is as follows:

Compatibility Test: Always perform a tank-mix compatibility test when mixing with new or unknown tank-mix partners before use. Use compatibility agents or buffering agents as per manufacturer label recommendations when using fertilizer suspensions as carrier. The following test assumes a spray volume of 25 gal/A. For other spray volumes, make appropriate changes in the components. Perform tank-mix compatibility test as follows:

1. Add 1 pt of carrier (either the water or liquid fertilizer to be used in the spray operation) to each of two clear 1-qt jars with tight lids.
2. To **one** of the jars, add ¼ tsp or 1.2 ml of a commercially available tank-mix compatibility agent approved for this use (¼ tsp is equivalent to 2 pt/100 gallons of spray solution). Close the lid, invert the jar, shake or stir gently to ensure thorough mixing of the compatibility agent.
3. To **both** jars, add the appropriate amount of each tank-mix partner. If more than one tank-mix partner is to be used, follow the mixing order, add dry formulations (wetable powders or water dispersible granules) first, followed by liquid flowables, capsule suspensions, emulsifiable concentrates, and finally add adjuvants. After each addition, invert the jar, shake or stir gently to thoroughly mix. The appropriate amount of each tank-mix partner for this test, is as follows:

Dry formulations: For each pound to be applied per acre, add 1.5 level teaspoons to each jar.

Liquid formulations: For each pint to be applied per acre, add 0.5 teaspoon or 2.5 milliliters to each jar.

4. After adding all ingredients, close the jars and tighten, then invert each jar 10 times to fully mix. Let the mixtures stand for 15-30 minutes and then assess by looking for separation, large flakes, precipitates, gels, heavy oily film on the jar, or other signs of incompatibility. Determine if a compatibility agent is needed in the spray mixture by comparing the two jars. If either mixture separates, but can be remixed readily, the mixture can be sprayed as long as good agitation is used. If the mixtures are incompatible, test the following methods of improving compatibility: (A) Pre-slurry dry formulations in water before addition to the jar, or (B) add the compatibility agent directly into liquid formulations, before addition to the jar. If these procedures are followed but incompatibility is still observed, do not prepare the tank-mix in the spray tank.

4.4.4 A20560 CROP IN TANK MIXTURES

- Add $\frac{1}{2}$ - $\frac{2}{3}$ of the required amount of water to the spray or mixing tank.
- Start the agitator before adding any tank-mix partners
- When using in a tank-mix, add different formulation types in the sequence indicated below.
 1. products packaged in water-soluble packaging
 2. wettable powders
 3. wettable granules (dry flowables)
 4. liquid flowables such as A20560 Crop
 5. capsule suspensions
 6. soluble liquids
 7. emulsifiable concentrates
 8. surfactants / adjuvants.
- Allow each product to completely dissolve and disperse into the mix water before adding the next product. Continue agitation while the next product is added.
- Continue agitation while adding the remainder of the water.
- Begin application of the spray solution after all products have completely dispersed into the mix water.
- Maintain agitation until all of the mixture has been sprayed.
- Optional language: [Add tank-mix defoamer if needed.]

4.4.5 SPRAY ADDITIVES

- For some uses on this label, a spreading/penetrating type adjuvant such as a non-ionic surfactant, crop oil concentrate, silicone based, or blend must be added at the manufacturer's recommended rates.
- For other crop uses, an adjuvant is recommended. When an adjuvant is to be used with this product, the use of an adjuvant that meets the standards of the Council of Producers and Distributors of Agrotechnology (CPDA) certification program is recommended.

4.5 Application through Irrigation Systems (Chemigation)

4.5.1 APPLICATION DIRECTIONS FOR OVERHEAD IRRIGATION SYSTEMS

- Use only on crops for which chemigation is specified on this label.
- Use only with drive systems which provide uniform water distribution.
- Do not use end guns because of non-uniform application
- Apply this product only through center-pivot, solid-set, hand-move, or moving-wheel irrigation systems. Do not apply this product through any other type of irrigation system.
- Crop injury, lack of effectiveness, or illegal pesticide residues in the crop can result from non-uniform distribution of treated water.
- If you have questions about calibration, contact State Extension Service specialists, equipment manufacturers, or chemigation experts.
- Do not connect an irrigation system (including greenhouse systems) used for pesticide application to a public water system unless the pesticide label-prescribed safety devices for public water systems are in place.
- A person knowledgeable of the chemigation system and responsible for its operation, or under the supervision of the responsible person, shall shut the system down and make necessary adjustments should the need arise.
- Chemical tank and injector system should be thoroughly cleaned and flushed with clean water prior to use.
- Do not apply when winds are greater than 10 mph to avoid drift or wind skips.
- Do not apply when wind speed favors drift beyond the area intended for treatment.
- Thorough coverage of foliage is required for good control.
- Good agitation should be maintained in the tank during the entire application period.
- A20560 Crop has not been sufficiently tested via irrigation systems to determine product efficacy.
- In general, best performance via irrigation is 0.1 to 0.25 inches of water per acre.

4.5.2 Center-Pivot Irrigation

- Determine the size of the area to be treated.
- Determine the time required to apply $\frac{1}{8}$ - $\frac{1}{2}$ inch of water over the area to be treated when the system and injection equipment are operated at normal pressures as specified by the equipment manufacturer. When applying A20560 Crop through irrigation equipment use the lowest obtainable water volume while maintaining uniform distribution. Run the system at 80-95% of the manufacturer's rated capacity.
- Using water, determine the injection pump output when operated at normal line pressure.
- Determine the amount of A20560 Crop required to treat the area covered by the irrigation system.
- Add the required amount of A20560 Crop and sufficient water to meet the injection time requirements to the solution tank.
- Make sure the system is fully charged with water before starting injection of the A20560 solution.

- Maintain constant solution tank agitation during the injection period.
- Continue to operate the system until the A20560 Crop solution has cleared the last sprinkler head.

4.5.3 Solid-Set, Hand-Move, and Moving-Wheel Irrigation

- Determine the acreage covered by the sprinklers.
- Fill injector solution tank with water and adjust flow rate to use the contents over a 20 to 30-minute interval. When applying A20560 Crop through irrigation equipment use the lowest obtainable water volume while maintaining uniform distribution.
- Determine the amount of A20560 Crop required to treat the area covered by the irrigation system.
- Add the required amount of A20560 Crop into the same quantity of water used to calibrate the injection period.
- Operate the system at the same pressure and time interval established during the calibration.
- Stop injection equipment after treatment is completed. Continue to operate the system until the A20560 Crop solution has cleared the last sprinkler head.

4.5.4 OPERATING INSTRUCTIONS FOR CHEMIGATION

1. The system must contain a functional check valve, vacuum relief valve, and low pressure drain appropriately located on the irrigation pipeline to prevent water-source contamination from backflow.
2. The pesticide injection pipeline must contain a functional, automatic, quick-closing check valve to prevent the flow of fluid back toward the injection pump.
3. The pesticide injection pipeline must also contain a functional, normally closed, solenoid-operated valve located on the intake side of the injection pump and connected to the system interlock to prevent fluid from being withdrawn from the supply tank when the irrigation system is either automatically or manually shut down.
4. The system must contain functional interlocking controls to automatically shut off the pesticide injection pump when the water pump motor stops.
5. The irrigation line or water pump must include a functional pressure switch which will stop the water pump motor when the water pressure decreases to the point where pesticide distribution is adversely affected.
6. Systems must use a metering pump, such as a positive displacement injection pump (e.g., diaphragm pump) effectively designed and constructed of materials that are compatible with pesticides and capable of being fitted with a system interlock.
7. Do not apply when wind speed favors drift beyond the area intended for treatment.

Allow sufficient time for pesticide to be flushed through all lines and all nozzles before turning off irrigation water.

4.5.5 SPECIFIC INSTRUCTIONS FOR PUBLIC WATER SYSTEMS

1. Public water system means a system for the provision to the public of piped water for human consumption if such system has at least 15 service connections or regularly serves an average of at least 25 individuals daily at least 60 days out of the year.
2. Chemigation systems connected to public water systems must contain a functional, reduced-pressure zone, back-flow preventer (RPZ) or the functional equivalent in the water supply line upstream from the point of pesticide introduction. As an option to the RPZ, the water from the public water system should be discharged into a reservoir tank prior to pesticide introduction. There shall be a complete physical break (air gap) between the flow outlet end of the fill pipe and the top or overflow rim of the reservoir tank of at least twice the inside diameter of the fill pipe.
3. The pesticide injection pipeline must contain a functional, automatic, quick-closing check valve to prevent the flow of fluid back toward the injection pump.
4. The pesticide injection pipeline must contain a functional, normally closed, solenoid-operated valve located on the intake side of the injection pump and connected to the system interlock to prevent fluid from being withdrawn from the supply tank when the irrigation system is either automatically or manually shut down.
5. The system must contain functional interlocking controls to automatically shut off the pesticide injection pump when the water pump motor stops, or in cases where there is no water pump, when the water pressure decreases to the point where pesticide distribution is adversely affected.
6. Systems must use a metering pump, such as a positive displacement injection pump (e.g., diaphragm pump) effectively designed and constructed of materials that are compatible with pesticides and capable of being fitted with a system interlock.
7. Do not apply when wind speed favors drift beyond the area intended for treatment.

5.0 ROTATIONAL CROP RESTRICTIONS

The following crops may be planted at the specified interval following application of A20560 Crop:

Crop, Crop Group, or Crop Subgroup	Plant-Back Interval
Bulb Vegetables Crop Group 3-07A and 3-07B Bushberry Crop Subgroup 13-07B Carrot Cucurbit Vegetables Crop Group 9 Dried Shelled and Succulent Beans, except cowpeas Fruit, small vine climbing, except fuzzy kiwifruit, subgroup 13-07F Fruiting Vegetables Crop Group 8-10 Leaves of Root and Tuber Vegetables Crop Group 2 Lemon Lime Mustard Greens Peppers Pistachios Root and Tuber Vegetables Crop Subgroup 1A, except sugar beet Potato Specific Brassica Head and Stem Vegetables (See Section 7.2) Specific Leafy Greens (see Section 7.10) Specific Leaf Petioles (See Section 7.9) Strawberry Crop Subgroup 13-07G, except cranberry Tomatoes Tuberous and Corm Vegetables Crop Subgroup 1C	0 days
Canola (Rapeseed Crop Subgroup 20A) Cabbage, Chinese (bok choy) Cereals (barley, oats, wheat, triticale, rye) Citrus Group 10-10 except lemon and lime Corn Corn, sweet Cotton Cowpeas, except forage and hay Legumes (edible podded pea and shelled garden peas) Oilseed Crop Subgroup 20B Peanut Pome Fruit Crop Group 11-10 Quinoa Specific Leafy Greens (cress, garden; cress, upland) Sorghum Soybean, except forage, hay, and silage Stone Fruit Crop Group 12-12 Sugar Beet Tree Nut Crop Group 14-12 except pistachio	30 days
All other crops Intended for Food and Feed	365 days

6.0 RESTRICTIONS AND PRECAUTIONS

6.1 Use Restrictions

- Do not apply through any ultra-low volume (ULV) spray system.
- Do not apply to plants grown for transplanting purposes.
- Not for greenhouse use unless otherwise specified in the specific crop directions for use table.
- Aerial applicators must be in enclosed cockpits.

6.2 Use Precautions

- Under certain conditions conducive to extended infection periods, use another registered fungicide for additional applications if maximum amount of A20560 Crop has been used.
- If isolates resistant to Group 7 or 12 fungicides are present, efficacy can be reduced for certain diseases.
- The higher rates in the rate range and/or shorter spray intervals may be required under conditions of heavy infection pressure, with highly susceptible varieties, or when environmental conditions are conducive to disease.

6.3 Spray Drift Management

- THE APPLICATOR IS RESPONSIBLE FOR AVOIDING OFF-SITE SPRAY DRIFT. BE AWARE OF NEARBY NON-TARGET SITES AND ENVIRONMENTAL CONDITIONS.
- Do not apply when conditions favor drift beyond the target area.
- The interaction of many equipment- and weather-related factors determines the potential for spray drift.
- DO NOT apply when the wind speed is greater than 10 mph or during periods of temperature inversions.
- Do not apply when weather conditions favor drift from treated areas to non-target aquatic habitat.

6.3.1 Aerial Applications

- Do not release spray at a height greater than 10 ft above the vegetative canopy unless a greater application height is necessary for pilot safety.
- The boom length must not exceed 65% of the wingspan for airplanes or 75% of the rotor blade diameter for helicopters.
- Applicators must use ½ swath displacement upwind at the downwind edge of the field.
- Nozzles must be oriented so the spray is directed toward the back of the aircraft.

6.3.2 Ground Applications

- Apply with the nozzle height recommended by the manufacturer, but no more than 3 feet above the ground or crop canopy unless making a pasture or rangeland application, in which case applicators may apply with a nozzle height no more than 4 feet above the ground.
- Setting nozzles at the lowest effective height will help to reduce the potential for spray drift.
- For all other applications, applicators are required to use a medium or coarser droplet size (ASABE S572.1).

6.3.3 Handheld Technology Applications

- Take precautions to minimize spray drift.

6.3.4 Importance of Droplet Size

- An effective way to reduce spray drift is to apply large droplets. Use the largest droplets that provide target pest control. While applying larger droplets will reduce spray drift, the potential for drift will be greater if applications are made improperly or under unfavorable environmental conditions.

6.3.5 Controlling Droplet Size – Ground Boom

- **Volume** - Increasing the spray volume so that larger droplets are produced will reduce spray drift. Use the highest practical spray volume for the application. If a greater spray volume is needed, consider using a nozzle with a higher flow rate.
- **Pressure** - Use the lowest spray pressure recommended for the nozzle to produce the target spray volume and droplet size.
- **Spray Nozzle** - Use a spray nozzle that is designed for the intended application. Consider using nozzles designed to reduce drift.

6.3.6 Boom Height – Ground Boom

For ground equipment, the boom should remain level with the crop and have minimal bounce.

6.3.7 Controlling Droplet Size – Aircraft

- **Adjust Nozzles** – Follow nozzle manufacturer's recommendations for setting up nozzles. Generally, to reduce fine droplets, nozzles should be oriented parallel with the airflow in flight.

6.3.8 APPLICATION HEIGHT

Applications must be made at the lowest height above the target area that still provides uniform coverage of the target. Making applications at the lowest yet effective height reduces exposure of droplets to wind.

6.3.9 Release Height-Aircraft

Higher release heights increase the potential for spray drift.

6.3.10 SHIELDED SPRAYERS

Shielding the boom or individual nozzles can reduce spray drift. Consider using shielded sprayers. Verify that the shields are not interfering with the uniform deposition of the spray on the target area.

6.3.11 TEMPERATURE AND HUMIDITY

When making applications in hot and dry conditions, use larger droplets to reduce effects of evaporation.

6.3.12 WIND

Drift potential generally increases with wind speed. Drift potential is lowest when wind speeds are 10 mph or less. However, many factors, including droplet size, pressure, and equipment type determine drift potential at any given wind speed. **Note:** Local terrain can influence wind patterns. Leave a 25-foot buffer downwind of the application to avoid drift to non-target areas.

AVOID APPLICATIONS DURING GUSTY WIND CONDITIONS.

Applicators need to be familiar with local wind patterns and terrain that could affect spray drift.

6.3.13 TEMPERATURE INVERSIONS

- Applications must not occur during a temperature inversion because drift potential is high. Temperature inversions restrict vertical air mixing, which causes small suspended droplets to remain in a concentrated cloud. This cloud can move in unpredictable directions due to the light variable winds common during inversions.
- Temperature inversions are characterized by increasing temperatures with altitude and are common on nights with limited cloud cover and light to no wind. They begin to form as the sun sets and often continue into the morning.
- Their presence can be indicated by ground fog; however, if fog is not present, inversions can also be identified by the movement of smoke from a ground source or an aircraft smoke generator. Smoke that layers and moves laterally in a concentrated cloud (under low wind conditions) indicates an inversion, while smoke that moves upward and rapidly dissipates, indicates good vertical air mixing.

6.3.14 NON-TARGET AREAS

Do not apply this pesticide when the product may drift to non-target areas (i.e. residential areas, bodies of water, known habitat for threatened or endangered species, non-target crops).

7.0 CROP USE DIRECTIONS

7.1 Bushberry Crop Subgroup 13-07B

Crops (Including all cultivars, varieties and/or hybrids of these)			
Aronia berry	Currant, red	Jostaberry	
Blueberry, highbush	Elderberry	Juneberry (Saskatoon berry)	
Blueberry, lowbush	European barberry	Lingonberry	
Buffalo currant	Gooseberry	Native currant	
Chilean guava	Honeysuckle, edible	Salal	
Currant, black	Huckleberry	Sea buckthorn	
Target Disease	Rate fl oz/A	Application Timing	Use Directions
Alternaria Fruit Rot (<i>Alternaria tenuissima</i>) Botrytis Fruit Rot (<i>Botrytis cinerea</i>) Mummyberry (<i>Monilinia vaccinii-corymbosi</i>) Phomopsis (<i>Phomopsis vaccinii</i>)	9.0 - 13.4*	Begin applications prior to disease development. Continue applications through season on a 7-day interval, following the resistance management guidelines.	Apply by ground or air. An adjuvant may be added at recommended rates. Apply in sufficient water volume to ensure good coverage. <i>Optional language if label has a rate range: If disease pressure is high, use the highest rate.</i>
Anthracnose Fruit Rot (<i>Colletotrichum</i> spp.)	13.4*		
*9.0 fl oz product/A is equivalent to 0.088 lb ai pydiflumetofen and 0.147 lb ai fludioxonil. *13.4 fl oz product/A is equivalent to 0.131 lb ai pydiflumetofen and 0.219 lb ai fludioxonil.			
Resistance Management:			
<ul style="list-style-type: none"> Do not make more than two consecutive applications of A20560 Crop or other Group 7 and 12 fungicides before alternation with a fungicide that is not in Group 7, or 12. 			
USE RESTRICTIONS			
<ol style="list-style-type: none"> Maximum Single Application Rate: Do not exceed the maximum rate listed in the table. Maximum Number of Applications per Year: Do not make more than 2 applications at the maximum application rate per year. Minimum Application Interval: 7 days Maximum Annual Rate: 26.8 fl oz/A/year (equivalent to 0.262 lb ai pydiflumetofen and 0.438 lb ai fludioxonil) <ol style="list-style-type: none"> Do not apply more than 0.268 lb ai/A/year of pydiflumetofen-containing products Do not apply more than 0.9 lb ai/A/year of fludioxonil-containing products. Pre-harvest Interval (PHI): 0 days Make no more than two applications by air. 			

7.2 Specific Brassica Head and Stem Vegetables

Crops (Including all cultivars, and/or varieties of these)			
Broccoli	Cabbage, Chinese, napa	Mizuna	
Broccoli, Chinese	Cauliflower	Rape greens	
Broccoli, raab	Cavalo broccoli	Turnip greens	
Brussels sprouts	Collards		
Cabbage	Kale		
Target Disease	Rate fl oz/A	Application Timing	Use Directions
White rust (<i>Albugo candida</i>) Black spot (<i>Alternaria</i> spp.) Cercospora leaf spot (<i>Cercospora</i> spp.) Powdery mildew (<i>Erysiphe polygoni</i>) Ring spot (<i>Mycosphaerella brassicola</i>)	6.8 – 11.4*	Begin applications prior to disease development. Continue applications through season on a 7-day interval, following the resistance management guidelines.	Apply by ground or air. An adjuvant may be added at recommended rates. Apply in sufficient water volume to ensure good coverage. <i>Optional language if label has a rate range:</i> If disease pressure is high, use the highest rate.
*6.8 fl oz product/A is equivalent to 0.067 lb ai pydiflumetofen and 0.111 lb ai fludioxonil. *11.4 fl oz product/A is equivalent to 0.11 lb ai pydiflumetofen and 0.186 lb ai fludioxonil.			
Resistance Management:			
<ul style="list-style-type: none"> Do not make more than two consecutive applications of A20560 Crop or other Group 7 and 12 fungicides before alternation with a fungicide that is not in Group 7, or 12. 			
USE RESTRICTIONS			
<ol style="list-style-type: none"> Maximum Single Application Rate: Do not exceed the maximum rate listed in the table. Maximum Number of Applications per Year: Do not make more than 3 applications at the maximum application rate per year. Minimum Application Interval: 7 days Maximum Annual Rate: 34.2 fl oz/A/year (equivalent to 0.33 lb ai pydiflumetofen and 0.558 lb ai fludioxonil) <ol style="list-style-type: none"> Do not apply more than 0.335 lb ai/A/year of pydiflumetofen-containing products Do not apply more than 0.9 lb ai/A/year of fludioxonil-containing products. Do not use roots of treated turnips for food or feed. Only turnip varieties harvested for their leaves may be treated. Pre-harvest Interval (PHI): 7 days Make no more than two applications by air. 			

7.3 Bulb Vegetable Crop Group 3-07

Crops (Including cultivars, varieties, and/or hybrids of these)			
<u>Onion Dry, Bulb</u>		<u>Onion, Green</u>	
Garlic	Onion, Chinese	Chive, fresh leaves	Onion, fresh
Garlic, great headed	Onion, pearl	Chive, Chinese, fresh leaves	Onion, green
Garlic, serpent	Onion, potato	Elegans hosta	Onion, Japanese bunching
Lily	Shallots	Fritillaria, leaves	Onion, macrostem
Onion		Green eschalots	Onion, spring
		Kurrat	Onion, tree tops
		Lady's leek	Onion, Welsh
		Leek	Scallions
		Onion, Beltsville bunching	Shallots, green
			Shallots, fresh leaves
Target Disease	Rate fl oz/A	Application Timing	Use Directions
Foliar Diseases Cladosporium leaf blotch <i>(Cladosporium allii)</i> Purple blotch <i>(Alternaria porri)</i> Rust <i>(Puccinia allii)</i> White rot <i>(Sclerotium cepivorum)</i>	6.8 – 11.4*	Begin applications prior to disease development. Continue applications through season on a 7 day interval, following the resistance management guidelines.	Apply by ground or air. An adjuvant may be added at recommended rates. Apply in sufficient water volume to ensure good coverage.
Downy mildew <i>(Peronospora destructor)</i> Botrytis leaf blight <i>(Botrytis aclada)</i>	11.4*	Apply when conditions are conducive for disease.	<i>Optional language if label has a rate range:</i> If disease pressure is high, use the highest rate.
*6.8 fl oz product/A is equivalent to 0.067 lb ai pydiflumetofen and 0.111 lb ai fludioxonil. *11.4 fl oz product/A is equivalent to 0.11 lb ai pydiflumetofen and 0.186 lb ai fludioxonil.			
Resistance Management: <ul style="list-style-type: none"> Do not make more than two consecutive applications of A20560 Crop or other Group 7 and 12 fungicides before alternation with a fungicide that is not in Group 7, or 12. 			
USE RESTRICTIONS			
1) Maximum Single Application Rate: Do not exceed the maximum rate listed in the table. 2) Maximum Number of Applications per Year: Do not make more than 3 applications at the maximum application rate per year. 3) Minimum Application Interval: 7 days 4) Maximum Annual Rate: 34.2 fl oz/A/year (equivalent to 0.33 lb ai pydiflumetofen and 0.558 lb ai fludioxonil) <ol style="list-style-type: none"> Do not apply more than 0.335 lb ai/A/year of pydiflumetofen-containing products Do not apply more than 1.0 lb ai/A/year of fludioxonil-containing products. 5) Pre-harvest Interval (PHI): 7 days 6) Make no more than two applications by air.			

7.4 Carrot

Crops (Including all cultivars, and/or varieties of these)			
Carrot			
Target Disease	Rate (fl oz/A)	Application Timing	Use Directions
Early blight (<i>Cercospora carotae</i>) Late blight (<i>Alternaria dauci</i>) White mold (<i>Sclerotium rolfsii</i>)	6.8*	Begin applications prior to disease development. Continue applications through season on a 7-day interval, following the resistance management guidelines.	Apply by ground, air, or chemigation. An adjuvant may be added at recommended rates. Apply in sufficient water volume to ensure good coverage.
*6.8 fl oz product/A is equivalent to 0.067 lb ai pydiflumetofen and 0.111 lb ai fludioxonil.			
Resistance Management:			
<ul style="list-style-type: none"> Do not make more than two consecutive applications of A20560 Crop or other Group 7 and 12 fungicides before alternation with a fungicide that is not in Group 7 or 12. 			
USE RESTRICTIONS			
<ol style="list-style-type: none"> Maximum Single Application Rate: Do not exceed the maximum rate listed in the table. Maximum Number of Applications per Year: Do not make more than 4 applications at the maximum application rate per year. Minimum Application Interval: 7 days Maximum Annual Rate: 27.2 fl oz/A/year (equivalent to 0.266 lb ai /A/year pydiflumetofen and 0.444 lb ai/A/year fludioxonil) <ol style="list-style-type: none"> Do not apply more than 0.268 lb ai/A/year of pydiflumetofen-containing products. Do not apply more than 0.9 lb ai/A/year of fludioxonil-containing products. Pre-harvest Interval (PHI): 7 days Make no more than two applications by air. Do not allow cattle or other livestock to feed upon the leaves of root and tuber vegetables. 			

7.5 Cucurbits Vegetables, Crop Group 9

Crops (Including all cultivars, varieties, and/or hybrids of these)			
Chayote (fruit) Chinese Waxgourd (Chinese Preserving Melon) Citron Melon Cucumber Gherkin Gourd, Edible Hytan Cucuzza Hechima Chinese okra Momordica spp. Balsam Apple Balsam Pear Bitter Melon Chinese Cucumber	Muskmelon True Cantaloupe Cantaloupe Casaba Crenshaw Melon Golden Pershaw Melon Honeydew Melon Honey Balls Mango Melon Persian Melon Pineapple Melon Santa Claus Melon Snake Melon	Pumpkin Squash, Summer Crookneck Squash Scallop Squash Straightneck Squash Vegetable Marrow Zucchini Squash, Winter Butternut Squash Calabaza Hubbard Squash Acorn Squash Spaghetti squash Watermelon	
Target Disease	Rate (fl oz/A)	Application Timing	Use Directions
Alternaria leaf blight (<i>A. cucumerina</i>) Alternaria leaf spot (<i>A. alternata</i>) Cercospora leaf spot (<i>C. citrullina</i>) Gummy stem blight /vine decline (<i>Didymella bryoniae</i>) Powdery mildew (<i>Podosphaera</i> and <i>Erysiphe</i> spp.) Scab (<i>Cladosporium cucumerinum</i>) Septoria leaf blight (<i>S. cucurbitacearum</i>) Target spot (<i>Corynespora cassiicola</i>)	6.5 – 11.4*	Begin applications prior to disease development. Continue applications through season on a 7- to 14-day interval, following the resistance management guidelines.	Apply by ground, air, or chemigation. An adjuvant may be added at recommended rates. <i>Optional language if label has a rate range:</i> If disease pressure is high, use the highest rate. <i>Optional language if label has a single rate and interval range:</i> If disease pressure is high, use the shortest interval.
Gray mold (<i>Botrytis cinerea</i>)	11.4*		<i>Optional language if label has a rate range and interval range:</i> If disease pressure is high, use the shortest interval and highest rate.
Suppression: Fusarium wilt (<i>Fusarium</i> spp.)	11.4*	Make one application after transplanting or within 7-14 days later. Make a second application 14-21 days after the first application. Apply no closer than a 7-day interval.	Apply using the following application methods: - foliar spray in a 7- to 10-inch band spray over the top or - direct nozzles on both sides of transplants as a soil-directed spray in a minimum of 20 GPA or - using overhead chemigation in 0.25 inches water per acre

*6.5 fl oz product/A is equivalent to 0.064 lb ai pydiflumetofen and 0.106 lb ai fludioxonil.

*11.4 fl oz product/A is equivalent to 0.11 lb ai pydiflumetofen and 0.186 lb ai fludioxonil.

Resistance Management:

- Do not make more than two consecutive applications of A20560 Crop or other Group 7 and 12 fungicides before alternation with a fungicide that is not in Group 7 or 12.

USE RESTRICTIONS

- 1) **Maximum Single Application Rate:** Do not exceed the maximum rate listed in the table.
- 2) **Maximum Number of Applications per Year:** Do not make more than 2 applications at the maximum application rate per year.
- 3) **Minimum Application Interval:** 7 days
- 4) **Maximum Annual Rate:** 22.8 fl oz/A/year (equivalent to 0.22 lb ai/A/year pydiflumetofen and 0.37 lb ai/A/year fludioxonil).
 - Do not apply more than 0.22 lb ai/A/year of pydiflumetofen-containing products.
 - Do not apply more than 0.9 lb ai/A/year of fludioxonil-containing products.
- 5) **Pre-harvest Interval (PHI):** 1 day
- 6) Make no more than two applications by air.
- 7) Use a minimum of 10 gallons/A spray volume by air.
- 8) For chemigation, apply in 0.1-0.25 inches/A of water.

7.6 Dried Shelled and Succulent Beans, except cowpea

Crops (Including all cultivars, varieties and/or hybrids of these)			
Bean (<i>Lupinus</i> spp.) Grain Lupin Sweet Lupin White Lupin White Sweet Lupin		Bean (<i>Phaseolus</i> spp.) Field Bean Kidney Bean Lima Bean Navy Bean Pinto Bean Snap Bean Wax Bean	
		Bean (<i>Vigna</i> spp.) Asparagus bean Blackeyed Pea Broad Bean Chickpea (garbanzo bean)	
Target Disease	Rate (fl oz/A)	Application Timing	Use Directions
Alternaria blight Alternaria leaf spot (<i>A. alternata</i>) Ascochyta blight (<i>A. rabiei</i>) Powdery mildew (<i>Leveillula taurica</i>) Cercospora leaf spot (<i>Cercospora</i> spp.) Mycosphaerella blight (<i>Mycosphaerella</i> spp.)	6.5 – 13.4*	Begin applications prior to disease development. Continue applications through season on a 14-day interval, following the resistance management guidelines.	Apply by ground, air, or chemigation. An adjuvant may be added at recommended rates. Apply in sufficient water volume to ensure good coverage. <i>Optional language if label has a rate range:</i> If disease pressure is high, use the highest rate.
Gray mold (<i>Botrytis cinerea</i>)	13.4*	Apply when conditions are conducive for disease. Continue applications through season on a 14-day interval, following the resistance management guidelines.	
Suppression: White mold (<i>Sclerotinia</i> spp.)	10.3 – 13.4*	For control of white mold, make the first application at beginning flowering (10% bloom). Under heavy pressure, apply a second application at full bloom.	
*6.5 fl oz product/A is equivalent to 0.064 lb ai pydiflumetofen and 0.106 lb ai fludioxonil. *10.3 fl oz product/A is equivalent to 0.10 lb ai pydiflumetofen and 0.168 lb ai fludioxonil. *13.4 fl oz product/A is equivalent to 0.131 lb ai pydiflumetofen and 0.219 lb ai fludioxonil.			
Resistance Management:			
<ul style="list-style-type: none"> Do not make more than two consecutive applications of A20560 Crop or other Group 7 and 12 fungicides before alternation with a fungicide that is not in Group 7 or 12. 			
USE RESTRICTIONS			
<ol style="list-style-type: none"> Maximum Single Application Rate: Do not exceed the maximum rate listed in the table. Maximum Number of Applications per Year: Do not make more than 2 applications at the maximum application rate per year. Minimum Application Interval: 14 days Maximum Annual Rate: 36.5 fl oz/A/year (equivalent to 0.36 lb ai/A/year pydiflumetofen and 0.6 lb ai/A/year fludioxonil) <ol style="list-style-type: none"> Do not apply more than 0.36 lb ai/A/year of pydiflumetofen -containing products. 			

- b. Do not** apply more than 0.9 lb ai/A/year of fludioxonil-containing products.
- 5) **Pre-harvest Interval (PHI):** 14 days
 - 6) Make no more than two applications by air.
 - 7) For chemigation, apply in 0.1-0.25 inches/A of water.

7.7 Fruiting Vegetables, Crop Group 8-10

Crops (Including all cultivars, varieties, and/or hybrids of these)			
African eggplant	Goji berry	Nonbell pepper	
Bush tomato	Groundcherry	Roselle	
Bell pepper	Martynia	Scarlet Eggplant	
Cocona	Naranjilla	Sunberry	
Currant tomato	Okra	Tomatillos	
Eggplant	Pea eggplant	Tomato	
Garden huckleberry	Pepino	Tree tomato	
Target Disease	Rate (fl oz/A)	Application Timing	Use Directions
Black mold (<i>A. alternata</i>) Early blight (<i>Alternaria solani</i>) Gray leafspot (<i>Stemphylium botryosum</i>) Leaf mold (<i>Fulvia fulva</i>) Powdery mildew (<i>Leveillula taurica</i>) Septoria leafspot (<i>S. lycopersici</i>) Target spot (<i>Corynespora cassiicola</i>)	6.5 – 11.4*	Begin applications prior to disease development. Continue applications through season on a 7- to 21-day interval, following resistance management guidelines.	Apply by ground, air, or chemigation. An adjuvant may be added at recommended rates. <i>Optional language if label has a rate range:</i> If disease pressure is high, use the highest rate. <i>Optional language if label has a single rate and interval range:</i> If disease pressure is high, use the shortest interval.
Suppression: Gray mold (<i>Botrytis cinerea</i>)	11.4*		<i>Optional language if label has a rate range and interval range:</i> If disease pressure is high, use the shortest interval and highest rate.
Suppression: Fusarium wilt (<i>Fusarium</i> spp.)	11.4*	Make one application after transplanting or within 7-14 days later. Make a second application 14-21 days later.	Apply using the following application methods: - foliar spray in a 7- to 10-inch band spray over the top or - direct nozzles on both sides of transplants as a soil-directed spray in a minimum of 20 GPA or - using overhead chemigation in 0.25inches water per acre
*6.5 fl oz product/A is equivalent to 0.064 lb ai pydiflumetofen and 0.106 lb ai fludioxonil. *11.4 fl oz product/A is equivalent to 0.11 lb ai pydiflumetofen and 0.186 lb ai fludioxonil.			
Resistance Management:			
<ul style="list-style-type: none"> • Do not make more than two consecutive applications of A20560 Crop or other Group 7 and 12 fungicides before alternation with a fungicide that is not in Group 7 or 12. 			

USE RESTRICTIONS

- 1) **Do not apply to fruiting vegetables grown in the greenhouse.**
- 2) **Maximum Single Application Rate:** Do not exceed the maximum rate listed in the table.
- 3) **Maximum Number of Applications per Year:** Do not make more than 2 applications at the maximum application rate per year.
- 4) **Minimum Application Interval:** 7 days
- 5) **Maximum Annual Rate:** 22.8 fl oz/A/year (equivalent to 0.22 lb ai/A/year pydiflumetofen and 0.37 lb ai/A/year fludioxonil).
 - a. **Do not** apply more than 0.22 lb ai/A/year of pydiflumetofen-containing products.
 - b. **Do not** apply more than 0.9 lb ai/A/year of fludioxonil-containing products.
- 6) **Pre-harvest Interval (PHI):** 0 days
- 7) Make no more than two applications by air.
- 8) Use a minimum of 10 gallons/A spray volume by air.
- 9) For chemigation, apply in 0.1-0.25 inches/A of water.

7.8 Grape and Small Fruit Vine Climbing Subgroup (except Fuzzy Kiwifruit) Crop Subgroup 13-07F

Crops (Including all cultivars, varieties and/or hybrids of these)			
Amur river grape Gooseberry		Grape Kiwifruit (hardy)	Maypop Schisandra Berry
Target Disease	Rate (fl oz/A)	Application Timing	Use Directions
Alternaria rot (<i>A. alternata</i>) Angular leaf spot (<i>Mycosphaerella angulata</i>) Anthracnose (<i>Elsinoe ampelina</i>) Black Rot (<i>Guignardia bidwellii</i>) Leaf Blight (<i>Pseudocercospora vitis</i>) Phomopsis cane and leaf spot (<i>P. viticola</i>) Powdery mildew (<i>Erysiphe necator</i>) Rotbrenner (<i>Pseudopezicula tracheiphila</i>) Septoria leaf spot (<i>S. ampelina</i>) Sour rot (caused by a fungal complex)	6.8 – 13.4*	Apply on a 21-day schedule. For sour rot , make an application at veraison followed by an additional application 21 days later. For added Botrytis control, apply 13.4 fl oz/A.	Apply by ground, or air, or chemigation. An adjuvant may be added at recommended rates. Apply in sufficient volume to ensure good coverage of the bunches. <i>Optional language if label has a rate range:</i> If disease pressure is high, use the highest rate.
Gray mold (<i>Botrytis cinerea</i>)	10.3 – 13.4*	A total of two applications can be made, with individual application at bunch closure, veraison, or 3-4 weeks before harvest, depending on disease conditions and varietal susceptibility.	
*6.8 fl oz product/A is equivalent to 0.067 lb ai pydiflumetofen and 0.111 lb ai fludioxonil. *10.3 fl oz product/A is equivalent to 0.10 lb ai pydiflumetofen and 0.168 lb ai fludioxonil. *13.4 fl oz product/A is equivalent to 0.131 lb ai pydiflumetofen and 0.219 lb ai fludioxonil.			
Resistance Management: <ul style="list-style-type: none"> Do not apply more than two consecutive applications of A20560 Crop or other Group 7 and 12 fungicides before alternation with a fungicide that is not in Group 7 or 12. 			
USE RESTRICTIONS			
1) Maximum Single Application Rate: Do not exceed the maximum rate listed in the table. 2) Maximum Number of Applications per Year: Do not make more than 2 applications at the maximum application rate per year. 3) Minimum Application Interval: 21 days 4) Maximum Annual Rate: 36.5 fl oz/A/year (equivalent to 0.36 lb ai/A/year pydiflumetofen and 0.6 lb ai/A/year fludioxonil). <ol style="list-style-type: none"> Do not apply more than 0.36 lb ai/A/year of pydiflumetofen-containing products. Do not apply more than 0.9 lb ai/A/year of fludioxonil-containing products. 5) Pre-harvest Interval (PHI): 14 days			

- 6) Make no more than two applications by air.
7) Use a minimum of 10 gallons/A spray volume by air.

7.9 Specific Leaf Petioles

Crops (Including all cultivars and/or varieties of these)			
Cardoon Celery		Celery, Chinese Rhubarb	
Target Disease	Rate (fl oz/A)	Application Timing	Use Directions
Alternaria leaf spot (<i>Alternaria</i> spp.) Early blight (<i>Cercospora apii</i>) Late blight (<i>Septoria apicola</i>) Powdery mildew (<i>Erysiphe cichoracearum</i>) Stemphylium leaf spot (<i>S. ramulosa</i>)	6.8 – 13.4*	Begin applications prior to disease development. Continue applications through season on a 7- to 10-day interval, following the resistance management guidelines.	Apply by ground, air, or chemigation. An adjuvant may be added at recommended rates. <i>Optional language if label has a rate range:</i> If disease pressure is high, use the highest rate.
Gray mold blight (<i>Botrytis cinerea</i>)	13.4*	Apply when conditions are conducive for disease. Continue applications through season on a 7- to 10-day interval, following the resistance management guidelines.	<i>Optional language if label has a single rate and interval range:</i> If disease pressure is high, use the shortest interval. <i>Optional language if label has a rate range and interval range:</i> If disease pressure is high, use the shortest interval and highest rate.
Basal rot (<i>Phoma exigua</i>) Suppression: Sclerotinia rot (<i>Sclerotinia</i> spp.)	10.3–13.4*	Direct-Seeded: Apply immediately after emergence or prior to disease development. Transplants: Apply immediately after transplanting or prior to disease development. A second application should be made if conditions continue to favor disease. Apply no closer than a 7-day interval.	Apply by ground, air, or chemigation. An adjuvant may be added at recommended rates. For best results, use a soil-directed spray.
*6.8 fl oz product/A is equivalent to 0.067 lb ai pydiflumetofen and 0.111 lb ai fludioxonil. *10.3 fl oz product/A is equivalent to 0.10 lb ai pydiflumetofen and 0.168 lb ai fludioxonil. *13.4 fl oz product/A is equivalent to 0.131 lb ai pydiflumetofen and 0.219 lb ai fludioxonil.			
Resistance Management: <ul style="list-style-type: none"> Do not make more than two consecutive applications of A20560 Crop or other Group 7 and 12 fungicides before alternation with a fungicide that is not in Group 7 or 12. 			

USE RESTRICTIONS	
1)	Maximum Single Application Rate: Do not exceed the maximum rate listed in the table.
2)	Maximum Number of Applications per Year: Do not make more than 2 applications at the maximum application rate per year.
3)	Minimum Application Interval: 7 days
4)	Maximum Annual Rate: 36.5 fl oz/A/year (equivalent to 0.36 lb ai/A/year pydiflumetofen and 0.6 lb ai/A/year fludioxonil). <ul style="list-style-type: none"> a. Do not apply more than 0.36 lb ai/A/year of pydiflumetofen-containing products. b. Do not apply more than 0.9 lb ai/A/year of fludioxonil-containing products.
5)	Pre-harvest Interval (PHI): 0 days
6)	Make no more than two applications by air.
7)	Use a minimum of 10 gallons/A spray volume by air.
8)	For chemigation, apply in 0.1-0.25 inches/A of water.

7.10 Specific Leafy Greens

Crops (Including all cultivars and/or varieties of these)			
Amaranth	Dock	Purslane, winter	
Arugula	Endive	Radicchio	
Chervil, fresh leaves	Lettuce, head	Spinach	
Chrysanthemum, garland	Lettuce, leaf	Spinach, New Zealand	
Corn salad	Orach	Spinach, vine	
Dandelion, leaves	Parsley, fresh leaves	Swiss chard	
	Purslane, garden		
Target Disease	Rate (fl oz/A)	Application Timing	Use Directions
Alternaria leaf spot (<i>Alternaria</i> spp.) Septoria leaf spot (<i>S. lactucae</i>) Powdery mildew (<i>Erysiphe cichoracearum</i>)	6.8 – 13.4*	Begin applications prior to disease development. Continue applications through season on a 7- to 10-day interval, following the resistance management guidelines.	Apply by ground, air, or chemigation. An adjuvant may be added at recommended rates. <i>Optional language if label has a rate range:</i> If disease pressure is high, use the highest rate.
Gray mold (<i>Botrytis cinerea</i>)	13.4*	Apply when conditions are conducive for disease. Continue applications through season on a 7- to 10-day interval, following the resistance management guidelines.	<i>Optional language if label has a single rate and interval range:</i> If disease pressure is high, use the shortest interval. <i>Optional language if label has a rate range and interval range:</i> If disease pressure is high, use the shortest interval and highest rate.
Soilborne Diseases Basal rot (<i>Phoma exigua</i>) Sclerotinia rot (<i>Sclerotinia</i> spp.)	10.3 – 13.4*	Direct-seeded lettuce: Apply immediately after emergence or prior to disease development. Transplanted lettuce: Apply immediately after transplanting or prior to	Apply by ground, air, or chemigation. An adjuvant may be added at recommended rates. For best results, use a soil-directed spray.

		<p>disease development.</p> <p>A second application should be made if either 1) the soil is disturbed by cultivation or thinning or 2) conditions continue to favor disease.</p> <p>Apply no closer than a 7-day interval.</p>	<p><i>Optional Language:</i> Use the higher rate under conditions favoring disease development.</p>
<p>*6.8 fl oz product/A is equivalent to 0.067 lb ai pydiflumetofen and 0.111lb ai fludioxonil. *10.3 fl oz product/A is equivalent to 0.10 lb ai pydiflumetofen and 0.168 lb ai fludioxonil. *13.4 fl oz product/A is equivalent to 0.131 lb ai pydiflumetofen and 0.219 lb ai fludioxonil.</p>			
<p>Resistance Management:</p> <ul style="list-style-type: none"> Do not make more than two consecutive applications of A20560 Crop or other Group 7 and 12 fungicides before alternation with a fungicide that is not in Group 7 or 12. 			
<p>USE RESTRICTIONS</p>			
<ol style="list-style-type: none"> Maximum Single Application Rate: Do not exceed the maximum rate listed in the table. Maximum Number of Applications per Year: Do not make more than 2 applications at the maximum application rate per year. Minimum Application Interval: 7 days Maximum Annual Rate: 36.5 fl oz/A/year (equivalent to 0.36 lb ai/A/year pydiflumetofen and 0.6 lb ai/A/year fludioxonil). <ol style="list-style-type: none"> Do not apply more than 0.36 lb ai/A/year of pydiflumetofen-containing products. Do not apply more than 0.9 lb ai/A/year of fludioxonil-containing products. Pre-harvest Interval (PHI): 0 days Make no more than two applications by air. Use a minimum of 10 gallons/A spray volume by air. For chemigation, apply in 0.1-0.25 inches/A of water. 			

7.11 Leaves of Root and Tuber Vegetables Crop Group 2

Crops (Including cultivars and/or varieties of these)			
Beet, garden	Chervil, turnip-rooted	Rutabaga	
Beet, sugar	Chicory	Salsify, black	
Burdock, edible	Dasheen (taro)	Sweet potato	
Carrot	Parsnip	Tanier (cocoyam)	
Cassava, bitter and sweet	Radish	Turnip	
Celeriac (celery root)	Radish, oriental (daikon)	Yam, true	
Target Disease	Rate fl oz/A (lb ai/A)	Application Timing	Use Directions
Alternaria Leaf Blight <i>(Alternaria dauci)</i> Cercospora Leaf Spot <i>(C. beticola)</i> Powdery Mildew <i>(Erysiphe polygoni)</i>	6.8*	Begin applications prior to disease development. Continue applications through season on a 7- to 10-day interval, following the resistance management guidelines	Apply by ground, air, or chemigation. An adjuvant may be added at recommended rates. <i>Optional language if label has a single rate and interval range: If disease pressure is high, use the shortest interval.</i>
*6.8 fl oz product/A is equivalent to 0.067 lb ai pydiflumetofen and 0.111 lb ai fludioxonil.			
Resistance Management:			
<ul style="list-style-type: none"> Do not make more than two consecutive applications of A20560 Crop or other Group 7 fungicide before alternation with a fungicide that is not in Group 7. 			
USE RESTRICTIONS			
<ol style="list-style-type: none"> Maximum Single Application Rate: Do not exceed the maximum rate listed in the table. Maximum Number of Applications per Year: Do not make more than 4 applications at the maximum application rate per year. Minimum Application Interval: 7 days Maximum Annual Rate: 20.4 fl oz/A/year (equivalent to 0.199 lb ai/A/year pydiflumetofen and 0.333 lb ai/A/year fludioxonil). <ol style="list-style-type: none"> DO NOT apply more than 0.268 lb ai/A/year of pydiflumetofen-containing products. DO NOT apply more than 0.44 lb ai/A/year of fludioxonil-containing products. Do not allow cattle or other livestock to feed upon the leaves of root and tuber vegetables. Pre-harvest Interval (PHI): 7 days Make no more than two applications by air. 			

7.12 Lemon and Lime

Crops (Including all cultivars and/or varieties of these)			
Lemon Lime			
Target Disease	Rate (fl oz/A)	Application Timing	Use Directions
Alternaria Stem End Rot (<i>A. citri</i>) Blue Mold (<i>Penicillium italicum</i>) Green Mold (<i>Penicillium digitatum</i>)	6.8 -7.7*	Begin applications prior to disease development.	Apply by ground. An adjuvant may be added at recommended rates. Apply in sufficient volume to ensure good coverage. <i>Optional language if label has a rate range:</i> If disease pressure is high, use the highest rate.
<u>Suppression:</u> Anthracnose (<i>Colletotrichum gloeosporioides</i>)	7.7*		
*6.8 fl oz product/A is equivalent to 0.067 lb ai pydiflumetofen and 0.111 lb ai fludioxonil. *7.7 fl oz product/A is equivalent to 0.075 lb ai pydiflumetofen and 0.128 lb ai fludioxonil			
USE RESTRICTIONS			
1) Maximum Single Application Rate: Do not exceed the maximum rate listed in the table. 2) Maximum Number of Applications per Year: Do not make more than 1 application per year. 3) Minimum Application Interval: NA 4) Maximum Annual Rate: 7.7 fl oz/A/year (equivalent to 0.075 lb ai/A/year pydiflumetofen and 0.128 lb ai/A/year fludioxonil). a. Do not apply more than 0.30 lb ai/A/year of pydiflumetofen-containing products. b. Do not apply more than 0.22 lb ai/A/year of fludioxonil-containing products. 5) Pre-harvest Interval (PHI): 14 days			

7.13 Mustard Greens

Crops (Including all cultivars and/or varieties of these)			
Mustard Greens			
Target Disease	Rate (fl oz/A)	Application Timing	Use Directions
Alternaria leaf spot (<i>Alternaria</i> spp.) Alternaria leaf blight (<i>Alternaria</i> spp.) Powdery mildew (<i>Erysiphe polygoni</i>)	10.3-13.4*	Begin applications prior to disease development. Continue applications through season on a 7-day interval, following the resistance management guidelines.	Apply by ground or air. An adjuvant may be added at recommended rates. Apply in sufficient volume to ensure good coverage. <i>Optional language if label has a rate range:</i> If disease pressure is high, use the highest rate.
Suppression: Cercospora leaf spot (<i>Cercospora brassicola</i>)	13.4*		
*10.3 fl oz product/A is equivalent to 0.10 lb ai pydiflumetofen and 0.168 lb ai fludioxonil. *13.4 fl oz product/A is equivalent to 0.131 lb ai pydiflumetofen and 0.219 lb ai fludioxonil.			
Resistance Management: <ul style="list-style-type: none"> Do not make more than two consecutive applications of A20560 Crop or other Group 7 and 12 fungicides before alternation with a fungicide that is not in Group 7 or 12. 			
USE RESTRICTIONS			
1) Maximum Single Application Rate: Do not exceed the maximum rate listed in the table. 2) Maximum Number of Applications per Year: Do not make more than 2 applications at the maximum application rate per year. 3) Minimum Application Interval: 7 days 4) Maximum Annual Rate: 26.8 fl oz/A/year (equivalent to 0.262 lb ai/A/year pydiflumetofen and 0.436 lb ai/A/year fludioxonil) a. Do not apply more than 0.357 lb ai/A/year of pydiflumetofen-containing products. b. Do not apply more than 0.9 lb ai/A/year of fludioxonil-containing products. 5) Pre-harvest Interval (PHI): 7 days 6) Make no more than two applications by air.			

7.14 Pistachio

Crops (Including all cultivars and/or varieties of these)			
Pistachio			
Target Disease	Rate (fl oz/A)	Application Timing	Use Directions
Alternaria <i>(Alternaria alternata)</i> Botrytis <i>(Botrytis spp.)</i> Botryosphaeria blight <i>(Botryosphaeria spp.)</i>	6.8 -9.1*	Begin applications prior to disease development. Continue applications through season on a 14-day interval, following the resistance management guidelines.	Apply by ground or air. An adjuvant may be added at recommended rates. Apply in sufficient volume to ensure good coverage. <i>Optional language if label has a rate range: If disease pressure is high, use the highest rate.</i>
*6.8 fl oz product/A is equivalent to 0.067 lb ai pydiflumetofen and 0.111 lb ai fludioxonil. *9.1 fl oz product/A is equivalent to 0.089 lb ai pydiflumetofen and 0.149 lb ai fludioxonil.			
Resistance Management: <ul style="list-style-type: none"> Do not make more than two consecutive applications of A20560 Crop or other Group 7 and 12 fungicides before alternation with a fungicide that is not in Group 7 or 12. 			
USE RESTRICTIONS			
1) Maximum Single Application Rate: Do not exceed the maximum rate listed in the table. 2) Maximum Number of Applications per Year: Do not make more than 3 applications at the maximum application rate per year. 3) Minimum Application Interval: 14 days 4) Maximum Annual Rate: 27.3 fl oz/A/year (equivalent to 0.267 lb ai/A/year pydiflumetofen and 0.447 lb ai/A/year fludioxonil) <ol style="list-style-type: none"> Do not apply more than 0.267 lb ai/A/year of pydiflumetofen -containing products. Do not apply more than 0.9 lb ai/A/year of fludioxonil-containing products. 5) Pre-harvest Interval (PHI): 14 days 6) Make no more than two applications by air. 7) For aerial applications do not apply in less than 10 GPA water.			

7.15 Potato

Crops (Including all cultivars and/or varieties of these)			
Potato			
Target Disease	Rate (fl oz/A)	Application Timing	Use Directions
Brown spot <i>(Alternaria alternata)</i> Early blight <i>(Alternaria solani)</i> Powdery mildew <i>(Erysiphe cichoracearum,</i> <i>Leveillula taurica)</i> Septoria leafspot <i>(S. lycopersici)</i>	6.8 – 11.4*	Begin applications prior to disease development. Continue applications through season on a 7- to 14-day interval, following the resistance management guidelines.	Apply by ground, air, or chemigation. An adjuvant may be added at recommended rates. Apply in sufficient volume to ensure good coverage. <i>Optional language if label</i>

<p>Suppression: Black dot (<i>Colletotrichum coccodes</i>)</p>			<p><i>has a rate range:</i> If disease pressure is high, use the highest rate.</p> <p><i>Optional language if label has a single rate and interval range:</i> If disease pressure is high, use the shortest interval.</p>
<p>Suppression: Gray mold (<i>Botrytis cinerea</i>)</p>	11.4*	Apply during flowering or when conditions are conducive for disease.	<p><i>Optional language if label has a rate range and interval range:</i> If disease pressure is high, use the shortest interval and highest rate.</p>
<p>White mold (<i>Sclerotinia</i> spp.)</p>	9.0 - 11.4*	<p>Apply at or before row closure followed by a second application 14 days later.</p> <p>Apply in adequate volume of water (minimum 10 gal/A) to ensure good coverage.</p>	

*6.8 fl oz product/A is equivalent to 0.067 lb ai pydiflumetofen and 0.111lb ai fludioxonil.

*9.0 fl oz product/A is equivalent to 0.088 lb ai pydiflumetofen and 0.147 lb ai fludioxonil.

*11.4 fl oz product/A is equivalent to 0.11 lb ai pydiflumetofen and 0.186 lb ai fludioxonil.

Resistance Management:

- Do not make more than two consecutive applications of A20560 Crop or other Group 7 and 12 fungicides before alternation with a fungicide that is not in Group 7 or 12.

USE RESTRICTIONS

- 1) **Maximum Single Application Rate:** Do not exceed the maximum rate listed in the table.
- 2) **Maximum Number of Applications per Year:** Do not make more than 3 applications at the maximum application rate per year.
- 3) **Minimum Application Interval:** 7 days
- 4) **Maximum Annual Rate:** 34.2 fl oz/A/year (equivalent to 0.33 lb ai/A/year pydiflumetofen and 0.56 lb ai/A/year fludioxonil).
 - a. **Do not** apply more than 0.33 lb ai/A/year of pydiflumetofen-containing products.
 - b. **Do not** apply more than 0.9 lb ai/A/year of fludioxonil-containing products.
- 5) **Pre-harvest Interval (PHI):** 14 days
- 6) Make no more than two applications by air.
- 7) For chemigation, apply in 0.1-0.25 inches/A of water.
- 8) Do not harvest tops of potatoes for feed or food.
- 9) For aerial applications do not apply in less than 5 GPA water

7.16 Root Vegetables Crop Subgroup 1A (except carrot and sugar beet)

[Directions for Carrot is listed in Separate Table]			
Crops (Including all cultivars, varieties and/or hybrids)			
Beet, garden		Radish	
Burdock, edible		Radish, oriental (daikon)	
Celeriac		Rutabaga	
Chicory		Salsify	
Ginseng		Salsify, black	
Horseradish		Salsify, Spanish	
Parsley, turnip-rooted		Skirret	
Parsnip		Turnip	
Target Disease	Rate (fl oz/A)	Application Timing	Use Directions
Alternaria leaf spot <i>(Alternaria spp., A. alternata)</i> Ascocvhyta leaf spot <i>(Ascochyta cynarae)</i> Cercospora leaf spot <i>(Cercospora betae)</i> Cylindrocarpon root rot <i>(Cylindrocarpon destructans)</i> Powdery mildew <i>(Erysiphe polygoni, Levellula taurica)</i>	6.8*	Begin applications prior to disease development. Continue applications through season on a 7- to 10-day interval, following the resistance management guidelines.	Apply by ground, air, or chemigation. An adjuvant may be added at recommended rates. Apply in sufficient volume to ensure good coverage. <i>Optional language if label has a single rate and interval range: If disease pressure is high, use the shortest interval.</i>
Suppression: White mold <i>(Sclerotinia sclerotiorum)</i>	6.8*		
*6.8 fl oz product/A is equivalent to 0.067 lb ai pydiflumetofen and 0.111 lb ai fludioxonil.			
Resistance Management:			
<ul style="list-style-type: none"> Do not make more than two consecutive applications of A20560 Crop or other Group 7 and 12 fungicides before alternation with a fungicide that is not in Group 7 or 12. 			
USE RESTRICTIONS			
<ol style="list-style-type: none"> Maximum Single Application Rate: Do not exceed the maximum rate listed in the table. Maximum Number of Applications per Year: Do not make more than 4 applications at the maximum application rate per year. Minimum Application Interval: 7 days Maximum Annual Rate: 27.2 fl oz/A/year (equivalent to 0.266 lb ai/A/year pydiflumetofen and 0.444 lb ai/A/year fludioxonil). <ol style="list-style-type: none"> Do not apply more than 0.268 lb ai/A/year of pydiflumetofen -containing products. Do not apply more than 0.9 lb ai/A/year of fludioxonil-containing products. Radish ONLY – Do not apply more than 0.44 lb ai/A/year of fludioxonil-containing products. Do not allow cattle or other livestock to feed upon the leaves of root and tuber vegetables. Pre-harvest Interval (PHI): 7 days Make no more than two applications by air. 			

7.17 Strawberry and Berry, Low Growing Subgroup 13-07G (except cranberry)

Crops (Including all cultivars, varieties and/or hybrids of these)			
Bearberry Bilberry Cloudberry		Muntries Partridgeberry Strawberry	
Target Disease	Rate (fl oz/A)	Application Timing	Use Directions
Gray Mold (<i>Botrytis cinerea</i>) Powdery mildew (<i>Sphaerotheca macularis</i>)	9.1 – 13.4*	Begin applications prior to disease development. Continue applications through season on a 7- to 10-day interval, following the resistance management guidelines.	Apply by ground, air, or chemigation. An adjuvant may be added at recommended rates. Apply in sufficient volume to ensure good coverage.
Anthracnose (<i>Colletotrichum</i> spp.)	11.4 - 13.4*	Apply during flowering or when conditions are conducive for disease.	<i>Optional language if label has a rate range:</i> If disease pressure is high, use the highest rate. <i>Optional language if label has a rate range and interval range:</i> If disease pressure is high, use the shortest interval and highest rate.
<p>*9.1 fl oz product/A is equivalent to 0.089 lb ai pydiflumetofen and 0.149lb ai fludioxonil. *11.4 fl oz product/A is equivalent to 0.11 lb ai pydiflumetofen and 0.186 lb ai fludioxonil. *13.4 fl oz product/A is equivalent to 0.131 lb ai pydiflumetofen and 0.219 lb ai fludioxonil.</p>			
Resistance Management:			
<ul style="list-style-type: none"> Do not make more than two consecutive applications of A20560 Crop or other Group 7 and 12 fungicides before alternation with a fungicide that is not in Group 7 or 12. 			
USE RESTRICTIONS			
<ol style="list-style-type: none"> Maximum Single Application Rate: Do not exceed the maximum rate listed in the table. Maximum Number of Applications per Year: Do not make more than 2 applications at the maximum application rate per year. Minimum Application Interval: 7 days Maximum Annual Rate: 26.8 fl oz/A/year (equivalent to 0.262 lb ai pydiflumetofen and 0.438 lb ai fludioxonil) <ol style="list-style-type: none"> Do not apply more than 0.268 lb ai/A/year of pydiflumetofen -containing products. Do not apply more than 0.9 lb ai/A/year of fludioxonil-containing products. Pre-harvest Interval (PHI): 0 days Make no more than two applications by air. 			

7.18 Tuberos and Corm Vegetables, Crop Subgroup 1C

Crops (Including all cultivars, varieties and/or hybrids of these)			
Arracacha	Cassava (bitter and sweet)	Leren	
Arrowroot	Chayote (root)	Sweet potato	
Artichoke (Chinese and Jerusalem)	Chufa	Tanier	
Canna (edible)	Dasheen (Taro)	Turmeric	
	Ginger	Yam (bean and true)	
Target Disease	Rate (fl oz/A)	Application Timing	Use Directions
Ascochyta leaf spot (<i>A. cynarae</i>) Black dot (<i>Colletotrichum coccodes</i>) Gray mold (<i>Botrytis</i> spp.) Brown spot (<i>Alternaria alternata</i>) Early blight (<i>Alternaria</i> spp.) Powdery mildew (<i>Erysiphe cichoracearum</i>) Septoria leaf spot (<i>Septoria</i> spp.)	11.4*	Begin applications prior to disease development. Continue applications through season on a 7- to 14-day interval, following the resistance management guidelines. For Botrytis, apply 11.4 fl oz/A when conditions are conducive for disease.	Apply by ground, air, or chemigation. An adjuvant may be added at recommended rates. Apply in sufficient volume to ensure good coverage. <i>Optional language if label has a single rate and interval range:</i> If disease pressure is high, use the shortest interval.
White mold (<i>Sclerotinia</i> spp.)	11.4*	Apply at or before row closure followed by a second application 14 days later.	
*11.4 fl oz product/A is equivalent to 0.11 lb ai pydiflumetofen and 0.186 lb ai fludioxonil.			
Directions for potato are listed in separate table			
Resistance Management:			
<ul style="list-style-type: none"> Do not make more than two consecutive applications of A20560 Crop or other Group 7 and 12 fungicides before alternation with a fungicide that is not in Group 7 or 12. 			
USE RESTRICTIONS			
<ol style="list-style-type: none"> Maximum Single Application Rate: Do not exceed the maximum rate listed in the table. Maximum Number of Applications per Year: Do not make more than 3 applications at the maximum application rate per year. Minimum Application Interval: 7 days Maximum Annual Rate: 34.2 fl oz/A/year (equivalent to 0.33 lb ai/A/year pydiflumetofen and 0.56 lb ai/A/year fludioxonil). <ol style="list-style-type: none"> Do not apply more than 0.33 lb ai/A/year of pydiflumetofen-containing products. Do not apply more than 0.9 lb ai/A/year of fludioxonil-containing products. Pre-harvest Interval (PHI): 14 days Make no more than two applications by air. For chemigation, apply in 0.1-0.25 inches/A of water. 			

8.0 STORAGE AND DISPOSAL

STORAGE AND DISPOSAL

Do not contaminate water, food or feed by storage or disposal.

Pesticide Storage

Keep this product in its tightly closed original container, when not in use. Store in a cool, dry (preferably locked) area that is inaccessible to children and animals.

Pesticide Disposal

Pesticide wastes may be hazardous. Improper disposal of excess pesticide, spray mixture, or rinsate is a violation of Federal Law. If these wastes cannot be disposed of by use according to label instructions, contact your State Pesticide or Environmental Control Agency, or the Hazardous Waste representative of the nearest EPA Regional Office for guidance.

Container Handling [less than or equal to 5 gallons]

Non-refillable container. Do not reuse or refill this container. Triple rinse container (or equivalent) promptly after emptying. Triple rinse as follows: Empty the remaining contents into application equipment or a mix tank and drain for 10 seconds after the flow begins to drip. Fill the container $\frac{1}{4}$ full with water and recap. Shake for 10 seconds. Pour rinsate into application equipment or a mix tank or store rinsate for later use and disposal. Drain for 10 seconds after the flow begins to drip. Repeat this procedure two more times. Then offer for recycling if available or puncture and dispose of in a sanitary landfill, or by incineration, or by other procedures approved by state and local authorities.

Container Handling [greater than 5 gallons]

Non-refillable container. Do not reuse or refill this container. Triple rinse container (or equivalent) promptly after emptying. Triple rinse as follows: Empty the remaining contents into application equipment or a mix tank. Fill the container $\frac{1}{4}$ full with water. Replace and tighten closures. Tip container on its side and roll it back and forth, ensuring at least one complete revolution, for 30 seconds. Stand the container on its end and tip it back and forth several times. Turn the container over onto its other end and tip it back and forth several times. Empty the rinsate into application equipment or a mix tank or store rinsate for later use or disposal. Repeat this procedure two more times. Then offer for recycling if available or puncture and dispose of in a sanitary landfill, or by incineration, or by other procedures approved by state and local authorities.

Container Handling (greater than 5 gallons)

Refillable container. Refill this container with pesticide only. Do not reuse this container for any other purpose. Cleaning the container before final disposal is the responsibility of the person disposing of the container. Cleaning before refilling is the responsibility of the refiller. To clean container before final disposal, empty the remaining contents from this container into application equipment or mix tank. Fill the container about 10 percent full with water. Agitate vigorously or recirculate water with the pump for 2 minutes. Pour or pump rinsate into application equipment or rinsate collection system. Repeat this rinsing procedure two more

times. Then offer for recycling if available or puncture and dispose of in a sanitary landfill, or by incineration, or by other procedures approved by state and local authorities.

CONTAINER IS NOT SAFE FOR FOOD, FEED, OR DRINKING WATER.

9.0 CONDITIONS OF SALE AND LIMITATION OF WARRANTY AND LIABILITY

NOTICE: Read the entire Directions for Use and Conditions of Sale and Limitation of Warranty and Liability before buying or using this product. If the terms are not acceptable, return the product at once, unopened, and the purchase price will be refunded.

The Directions for Use of this product must be followed carefully. It is impossible to eliminate all risks inherently associated with the use of this product. Crop injury, ineffectiveness or other unintended consequences may result because of such factors as manner of use or application, weather or crop conditions, presence of other materials or other influencing factors in the use of the product, which are beyond the control of SYNGENTA CROP PROTECTION, LLC or Seller. To the extent permitted by applicable law, Buyer and User agree to hold SYNGENTA and Seller harmless for any claims relating to such factors.

SYNGENTA warrants that this product conforms to the chemical description on the label and is reasonably fit for the purposes stated in the Directions for Use, subject to the inherent risks referred to above, when used in accordance with directions under normal use conditions. To the extent permitted by applicable law: (1) this warranty does not extend to the use of the product contrary to label instructions, or under conditions not reasonably foreseeable to or beyond the control of Seller or SYNGENTA, and (2) Buyer and User assume the risk of any such use. **TO THE EXTENT PERMITTED BY APPLICABLE LAW, SYNGENTA MAKES NO WARRANTIES OF MERCHANTABILITY OR OF FITNESS FOR A PARTICULAR PURPOSE NOR ANY OTHER EXPRESS OR IMPLIED WARRANTY EXCEPT AS WARRANTED BY THIS LABEL.**

To the extent permitted by applicable law, in no event shall SYNGENTA be liable for any incidental, consequential or special damages resulting from the use or handling of this product. **TO THE EXTENT PERMITTED BY APPLICABLE LAW, THE EXCLUSIVE REMEDY OF THE USER OR BUYER, AND THE EXCLUSIVE LIABILITY OF SYNGENTA AND SELLER FOR ANY AND ALL CLAIMS, LOSSES, INJURIES OR DAMAGES (INCLUDING CLAIMS BASED ON BREACH OF WARRANTY, CONTRACT, NEGLIGENCE, TORT, STRICT LIABILITY OR OTHERWISE) RESULTING FROM THE USE OR HANDLING OF THIS PRODUCT, SHALL BE THE RETURN OF THE PURCHASE PRICE OF THE PRODUCT OR, AT THE ELECTION OF SYNGENTA OR SELLER, THE REPLACEMENT OF THE PRODUCT.**

SYNGENTA and Seller offer this product, and Buyer and User accept it, subject to the foregoing Conditions of Sale and Limitation of Warranty and Liability, which may not be modified except by written agreement signed by a duly authorized representative of SYNGENTA.

10.0 APPENDIX

10.1 A20560 Crop Rate Conversion Chart (for use with Section 7.0)

Fl oz product/Acre	Lb ai pydiflumetofen	Lb ai fludioxonil	Acres treated/gal
6.5	0.064	0.106	19.7
6.8	0.067	0.111	18.9
7.7	0.075	0.128	16.6
9.0	0.088	0.147	14.2
9.1	0.089	0.149	14.1
10.3	0.10	0.168	12.4
11.4	0.11	0.186	11.2
13.4	0.131	0.219	9.6

[Optional Table] A20560 Crop Use Summary Table

IMPORTANT: The table below is a summary of the Crop Use Directions for A20560 Crop. However, it is important for the user to read and follow the complete instructions contained within this label.

Crop or Crop Group or Subgroup, with examples	Maximum Rate per Application (oz/A)	Minimum Application Interval (days)	Pre-Harvest Interval (PHI days)	Maximum Rate per Year (fl oz/A)
Blueberry and Bushberry Subgroup 13-07B	13.4	7	0	26.8
Specific Brassica (Cole) Leafy Vegetables	11.4	7	7	34.2
Bulb Vegetables Crop Group 3-07A and 3-07B	11.4	7	7	34.2
Carrot	6.8	7	7	27.2
Cucurbit Vegetables (Crop Group 9): cucumber, muskmelon, summer squash	11.4	7	1	22.8
Dried Shelled and Succulent Beans : Lima bean	13.4	14	14	36.5
Fruiting Vegetables (Crop Group 8-10): tomato, bell pepper	11.4	7	0	22.8
Grape; Small Fruit Vine Climbing Subgroup (except Fuzzy Kiwifruit) 13-07F	13.4	21	14	36.5
Specific Leaf Petioles: celery	13.4	7	0	36.5
Specific Leafy Greens: head and leaf lettuce, spinach	13.4	7	0	36.5
Leaves of Root and Tuber Vegetables Crop Group 2: Turnip and garden beet	6.8	7	7	20.4
Lemon and Lime	7.7	NA	14	7.7
Mustard Greens	13.4	7	7	26.8
Pistachio	9.1	14	14	27.3

Potato	11.4	7	14	34.2
Strawberry (13-07G, except cranberry)	13.4	7	0	26.8
Tuberous and Corm Vegetables (Crop Subgroup 1C): sweet potato	11.4	7	14	34.2

Miravis®, Plant Performance™, the ALLIANCE FRAME
the SYNGENTA Logo and the PURPOSE ICON
are Trademarks of a Syngenta Group Company

©201X Syngenta

For non-emergency (e.g. current product information), call
Syngenta Crop Protection at 1-800-334-9481.

Manufactured for:
Syngenta Crop Protection, LLC
P.O. Box 18300
Greensboro, North Carolina 27419-8300

A20560 Crop 1603 MAS 0518 Amend-F 0718 CL – mar – 9-17-19
000100-1603.20180730F.A20560.Crop.AMEND.0718.CL.PDF