



UNITED STATES ENVIRONMENTAL PROTECTION AGENCY  
WASHINGTON, DC 20460

OFFICE OF CHEMICAL SAFETY  
AND POLLUTION PREVENTION

March 20, 2020

Nakia Smith  
Regulatory Product Manager  
Syngenta Crop Protection, LLC  
P. O. Box 18300  
Greensboro, NC 27419

Subject: PRIA Label Amendment – Adding new uses in/on vegetable, leaves of root and tuber, group 2 and vegetable, root, subgroup 1A  
Product Name: A20259 Crop  
EPA Registration Number: 100-1602  
Application Date: 7/27/2018  
Decision Number: 543306

Dear Ms. Smith:

The application referred to above, submitted under the Federal Insecticide, Fungicide and Rodenticide Act, as amended is acceptable under FIFRA sec 3 (c)(5). You must submit and/or cite all data required for registration/reregistration/registration review of your product when the Agency requires all registrants of similar products to submit such data.

A stamped copy of your labeling is enclosed for your records. This labeling supersedes all previously accepted labeling. You must submit one (1) copy of the final printed labeling before you release the product for shipment with the new labeling. In accordance with 40 CFR 152.130(c), you may distribute or sell this product under the previously approved labeling for 18 months from the date of this letter. After 18 months, you may only distribute or sell this product if it bears this new revised labeling or subsequently approved labeling. "To distribute or sell" is defined under FIFRA section 2(gg) and its implementing regulation at 40 CFR 152.3.

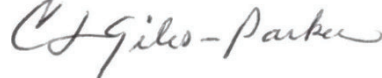
Should you wish to add/retain a reference to the company's website on your label, then please be aware that the website becomes labeling under the Federal Insecticide Fungicide and Rodenticide Act and is subject to review by the Agency. If the website is false or misleading, the product would be misbranded and unlawful to sell or distribute under FIFRA section 12(a)(1)(E). 40 CFR 156.10(a)(5) list examples of statements EPA may consider false or misleading. In addition, regardless of whether a website is referenced on your product's label, claims made on the website may not substantially differ from those claims approved through the registration process. Therefore, should the Agency find or if it is brought to our attention that a website contains false or misleading statements or claims substantially differing from the EPA approved registration, the website will be referred to the EPA's Office of Enforcement and Compliance.

Your release for shipment of the product constitutes acceptance of these conditions. If these conditions are not complied with, the registration will be subject to cancellation in accordance

Page 2 of 2  
EPA Reg. No. 100-1602  
Decision No. 543306

with FIFRA section 6. If you have any questions, please contact Nathan Mellor by phone at 703-347-8562, or via email at [mellor.nathan@epa.gov](mailto:mellor.nathan@epa.gov).

Sincerely,

A handwritten signature in cursive script that reads "C. Giles-Parker".

Cynthia Giles-Parker, Chief  
Fungicide Branch  
Registration Division (7505P)

Enclosure -stamped "accepted" label

[MASTER]

<b>DIFENCONAZOLE</b>	<b>GROUP</b>	<b>3</b>	<b>FUNGICIDE</b>
<b>PYDIFLUMETOFEN</b>	<b>GROUP</b>	<b>7</b>	<b>FUNGICIDE</b>

**A20259 Crop**

[Alternate brand names: Miravis® Duo, Miravis® Top]

Fungicide

An ADEPIDYN™ brand fungicide

Active Ingredients:

Pydiflumetofen\*: ..... 6.9%

Difenoconazole\*\*: ..... 11.5%

Other Ingredients: ..... 81.6%

Total: ..... 100.0%

\*CAS No. 1228284-64-7

\*\*CAS No. 119446-68-3

A20259 Crop is formulated as a suspension concentrate and contains 0.63 lb of pydiflumetofen and 1.04 lb difenoconazole per gallon.

**KEEP OUT OF REACH OF CHILDREN.**

**CAUTION**

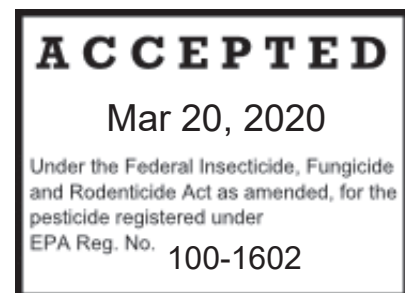
See additional precautionary statements and directions for use inside booklet.

EPA Reg. No. 100-1602

EPA Est.

\_\_\_\_\_  
Net Contents

[Batch Code: \_\_\_\_\_] (For nonrefillables only.)



## TABLE OF CONTENTS

### 1.0 FIRST AID

### 2.0 PRECAUTIONARY STATEMENTS

- 2.1 Hazards to Humans and Domestic Animals
- 2.2 Personal Protective Equipment (PPE)
  - 2.2.1 Engineering Controls
- 2.3 Environmental Hazards
  - 2.3.1 Groundwater Advisory
  - 2.3.2 Surface Water Advisory
- 2.4 Physical or Chemical Hazards

## DIRECTIONS FOR USE

### 3.0 PRODUCT INFORMATION

- 3.1 Integrated Pest (Disease) Management (IPM)
- 3.2 Resistance Management

### 4.0 APPLICATION DIRECTIONS

- 4.1 Methods of Application
- 4.2 Application Equipment
  - 4.2.1 Nozzles
  - 4.2.2 Pump
- 4.3 Application Volume and Spray Coverage
- 4.4 Mixing Directions
  - 4.4.1 A20259 Crop Alone
  - 4.4.2 Tank-Mix Precautions
  - 4.4.3 Tank-Mix Compatibility Test
  - 4.4.4 A20259 Crop In Tank Mixtures
  - 4.4.5 Spray Additives
- 4.5 Application through Irrigation Systems (Chemigation)
  - 4.5.1 Application Directions For Overhead Irrigation Systems
  - 4.5.2 Operating Instructions For Chemigation
  - 4.5.3 Specific Instructions For Public Water Systems

### 5.0 ROTATIONAL CROP RESTRICTIONS

### 6.0 RESTRICTIONS AND PRECAUTIONS

- 6.1 Use Restrictions
- 6.2 Use Precautions
- 6.3 Spray Drift Management
  - 6.3.1 Mandatory Spray Drift
  - 6.3.2 Spray Drift Advisories
  - 6.3.3 Importance of Droplet Size
  - 6.3.4 Controlling Droplet Size - Ground Boom
  - 6.3.5 Controlling Droplet Size - Aircraft
  - 6.3.6 BOOM HEIGHT - Ground Boom
  - 6.3.7 RELEASE HEIGHT - Aircraft
  - 6.3.8 Shielded Sprayers
  - 6.3.9 Temperature And Humidity

- 6.3.10 Wind
- 6.3.11 Temperature Inversions
- 6.3.12 Boom-less Ground Applications
- 6.3.13 Handheld Technology Applications
- 6.3.14 Non-Target Areas

## **7.0 CROP USE DIRECTIONS**

- 7.1 Almonds
- 7.2 Brassica Head and Stem Vegetable Crop Group 5-16
- 7.3 Brassica Leafy Greens Subgroup 4-16B
- 7.4 Bulb Vegetables Crop Group 3-07
- 7.5 Bushberry Subgroup 13-07B
- 7.6 Berry, Low Growing Subgroup 13-07G (except Cranberry)
- 7.7 Canola (Rapeseed Crop Subgroup 20A)
- 7.8 Citrus Fruit, Crop Group 10-10
- 7.9 Cotton (Cottonseed Subgroup 20C)
- 7.10 Cucurbit Vegetables, Crop Group 9
- 7.11 Dried Shelled Pea and Bean Subgroup, Crop Subgroup 6C
- 7.12 Filberts
- 7.13 Fruiting Vegetables, Crop Group 8-10
- 7.14 Grape and Small Fruit Vine Climbing Subgroup (except Fuzzy Kiwifruit), Crop Subgroup 13-07F
- 7.15 Leaves of Root and Tuber Vegetables Crop Group 2
- 7.16 Pecans
- 7.17 Pistachios
- 7.18 Pome Fruit Crop Group 11-10
- 7.19 Potato
- 7.20 Root Vegetables, Crop Subgroup 1A
- 7.21 Soybean
- 7.22 Stone Fruit, Crop Subgroup 12-12
- 7.23 Sugar Beets
- 7.24 Tomato
- 7.25 Tree Nuts, Crop Group 14-12
- 7.26 Tuberous and Corm Vegetables, Crop Subgroup 1C

## **8.0 STORAGE AND DISPOSAL**

## **9.0 CONDITIONS OF SALE AND LIMITATION OF WARRANTY AND LIABILITY**

## **10.0 APPENDIX**

- 10.1 A20259 Crop Rate Conversion Chart (for use with Section 7.0)
- 10.2 [Optional Table] A20259 Crop Use Summary Table

## 1.0 FIRST AID

<b>FIRST AID</b>	
<b>If swallowed</b>	<ul style="list-style-type: none"> <li>• Call a poison control center or doctor immediately for treatment advice.</li> <li>• Have person sip a glass of water if able to swallow.</li> <li>• Do not induce vomiting unless told to do so by a poison control center or doctor.</li> <li>• Do not give anything by mouth to an unconscious person.</li> </ul>
Have the product container or label with you when calling a poison control center or doctor or going for treatment.	
<b>HOTLINE NUMBER</b> For 24-Hour Medical Emergency Assistance (Human or Animal) Or Chemical Emergency Assistance (Spill, Leak, Fire or Accident) Call <b>1-800-888-8372</b>	

## 2.0 PRECAUTIONARY STATEMENTS

### 2.1 Hazards to Humans and Domestic Animals

#### CAUTION

Harmful if swallowed. Wash thoroughly with soap and water after handling and before eating, drinking, chewing gum, using tobacco, or using the toilet. Remove and wash contaminated clothing before reuse.

### 2.2 Personal Protective Equipment (PPE)

**Applicators and other handlers must wear:**

- Long-sleeved shirt and long pants
- Shoes plus socks

In addition, mixer, loaders, and applicators for handgun sprayers in the greenhouse must wear:

- A minimum of a NIOSH-approved particulate filtering facepiece respirator with any R or P filter [e.g. R95 or P95]; OR a NIOSH-approved elastomeric particulate respirator with any R or P filter; OR a NIOSH-approved powered air-purifying respirator with an HE filter.

### User Safety Requirements

Follow the manufacturer's instructions for cleaning/maintaining PPE. If no such instructions for washables exist, use detergent and hot water. Keep and wash PPE separately from other laundry.

#### 2.2.1 Engineering Controls

When handlers use closed systems, enclosed cabs, or aircraft in a manner that meets the requirements listed in the Worker Protection Standard (WPS) for agricultural pesticides (40 CFR 170.240 (d)(4-6), the handler PPE requirements may be reduced or modified as specified in the WPS.

**IMPORTANT:** When reduced PPE is worn because a closed system is being used, handlers must be provided all PPE specified above for "applicators and other handlers" and have such PPE immediately available for use in an emergency, including a spill or equipment breakdown.

### User Safety Recommendations

#### Users should:

- Remove clothing/PPE immediately if pesticide gets inside. Then wash thoroughly and put on clean clothing.
- Remove PPE immediately after handling this product. Wash the outside of gloves before removing. As soon as possible, wash thoroughly and change into clean clothing.

## 2.3 Environmental Hazards

Pydiflumetofen is toxic to fish, aquatic invertebrates, and oysters and shrimp. Difenconazole is toxic to fish, mammals, and aquatic invertebrates. Drift and runoff may be hazardous to aquatic organisms in water adjacent to treated areas. **DO NOT** apply directly to water, or to areas where surface water is present, or to intertidal areas below the mean high water mark. **DO NOT** contaminate water when disposing of equipment washwater or rinsate.

#### 2.3.1 Groundwater Advisory

This product may leach into groundwater if used in areas where soils are permeable, particularly where the water table is shallow. Pydiflumetofen and difenconazole have properties and characteristics associated with chemicals detected in groundwater. These chemicals may leach into groundwater if used in areas where soils are permeable, particularly where the water table is shallow.

### 2.3.2 Surface Water Advisory

This product may impact surface water quality due to runoff of rain water. This is especially true for poorly draining soils and soils with shallow ground water. This product is classified as having a medium potential for reaching both surface water and aquatic sediment via runoff for several months or more after application.

A level, well-maintained vegetative buffer strip between areas to which this product is applied and surface water features such as ponds, streams, and springs will reduce the potential loading of pydiflumetofen and difenoconazole from runoff water and sediment. Runoff of this product will be reduced by avoiding applications when rainfall or irrigation is expected to occur within 48 hours. Sound erosion control practices will reduce this product's potential to reach aquatic sediment via runoff.

## 2.4 Physical or Chemical Hazards

**DO NOT** use or store near heat or open flame.

## DIRECTIONS FOR USE

It is a violation of Federal Law to use this product in a manner inconsistent with its labeling.

**DO NOT** apply this product in a way that will contact workers or other persons, either directly or through drift. Only protected handlers may be in the area during application. For any requirements specific to your State or Tribe, consult the agency responsible for pesticide regulation.

Notify state and/or Federal authorities and Syngenta immediately if you observe any adverse environmental effects due to use of this product.

**FAILURE TO FOLLOW THE USE DIRECTIONS AND PRECAUTIONS ON THIS LABEL MAY RESULT IN PLANT INJURY, POOR DISEASE CONTROL AND/OR ILLEGAL RESIDUES.**



### **AGRICULTURAL USE REQUIREMENTS**

Use this product only in accordance with its labeling and with the Worker Protection Standard, 40 CFR part 170. This Standard contains requirements for the protection of agricultural workers on farms, forests, nurseries, and greenhouses, and handlers of agricultural pesticides. It contains requirements for training, decontamination, notification, and emergency assistance. It also contains specific instructions and exceptions pertaining to the statements on this label about personal protective equipment (PPE), notification to workers, and restricted-entry interval. The requirements in this box only apply to uses of this product that are covered by the Worker Protection Standard.

**DO NOT enter or allow worker entry into treated areas during the restricted-entry interval (REI) of 12 hours.**

PPE required for early entry to treated areas that is permitted under the Worker Protection Standard and that involves contact with anything that has been treated, including plants, soil or water is:

- Coveralls
- Chemical-resistant gloves (made of any waterproof material)
- Shoes plus socks

## **3.0 PRODUCT INFORMATION**

- A20259 Crop is not for residential use.
- Read all label directions before use. All applications must be made according to the use directions that follow.
- A20259 Crop is a broad-spectrum, preventative fungicide for the control of many important plant diseases, formulated as a suspension concentrate (SC).
- A20259 Crop is a member of Syngenta's Plant Performance™ product line and may also improve the yield and/or quality of the crop. These additional benefits are due to positive effects on plant physiology. The effects may vary according to factors including the crop, crop hybrid, or environment.

### **3.0.1 CROP TOLERANCE**

Plant tolerance has been found to be acceptable for all crops on the label; however, not all possible tank-mix combinations have been tested under all conditions. When possible, test your tank-mix combination(s) on a small portion of the crop to ensure that a phytotoxic response will not occur as a result of application.

### **3.0.2 DISEASE SUPPRESSION**

If a use indicates suppression it refers to control which can range from fair to good, or consistent control at a level below that obtained with products registered for control.

### 3.1 Integrated Pest (Disease) Management (IPM)

Integrate A20259 Crop into an overall disease and pest management strategy whenever the use of a fungicide is required. Follow cultural practices known to reduce disease development. This includes selection of varieties with disease tolerance, removal of plant debris in which inoculum overwinters, and proper timing and placement of irrigation. Consult your local agricultural authorities for additional IPM strategies established for your area. A20259 Crop may be used in State Agricultural Extension advisory (disease forecasting) programs which direct application timing based on environmental factors favorable for disease development.

### 3.2 Resistance Management

<b>DIFENCONAZOLE</b>	<b>GROUP</b>	<b>3</b>	<b>FUNGICIDE</b>
<b>PYDIFLUMETOFEN</b>	<b>GROUP</b>	<b>7</b>	<b>FUNGICIDE</b>

For resistance management, please note that A20259 Crop contains both a Group 7 [pydiflumetofen] and group 3 [difenoconazole] fungicide. Any fungal population may contain individuals naturally resistant to either or both of the active ingredients in A20259 Crop and other Group 7 or Group 3 fungicides. A gradual or total loss of pest control may occur over time if these fungicides are used repeatedly in the same fields. Appropriate resistance-management strategies should be followed.

To delay fungicide resistance, take one or more of the following steps:

- Rotate the use of A20259 Crop or other Group 7 and Group 3 fungicides within a growing season sequence with different groups that control the same pathogens.
- Use tank mixtures with fungicides from a different group that are equally effective on the target pest when such use is permitted. Use at least the minimum application rate as labeled by the manufacturer.
- Adopt an integrated disease management program for fungicide use that includes scouting, uses historical information related to pesticide use, and crop rotation, and which considers host plant resistance, impact of environmental conditions on disease development, disease thresholds, as well as cultural, biological and other chemical control practices.
- Where possible, make use of predictive disease models to effectively time fungicide applications. Note that using predictive models alone is not sufficient to manage resistance.
- Monitor treated fungal populations for resistance development.
- Contact your local extension specialist or certified crop advisor for any additional pesticide resistance-management and/or IPM directions for specific crops and pathogens.
- For further information or to report suspected resistance contact Syngenta Crop Protection at 1-866-796-4368. You can also contact university extension specialist to report resistance.

As part of a resistance management strategy:

- Apply no more than 2 sequential applications unless otherwise stated in the crop section.
- Follow the crop-specific resistance management directions in **Section 7.0**.

## 4.0 APPLICATION DIRECTIONS

### 4.1 Methods of Application

Apply A20259 Crop at rates specified in the crop tables (**Section 7.0**). Where permitted, applications can be made by ground, by air, and via chemigation as specified in **Section 7.0**. Refer to **Section 4.5** for details of application by chemigation.

### 4.2 Application Equipment

A20259 Crop may be applied with all types of spray equipment commonly used for making aerial and ground applications. Proper adjustments and calibration of spray equipment are needed to provide penetration and coverage essential for good disease control.

#### 4.2.1 Nozzles

- Equip sprayers with nozzles that provide uniform application and desired spray quality.
- Use screens to protect the pump and to prevent nozzles from clogging.

#### 4.2.2 Pump

- Use a pump with capacity to:
  1. Maintain 35-40 psi at nozzles
  2. Provide sufficient agitation in the tank to keep tank-mixture in suspension - this requires recirculation of 10% of tank volume per minute.
- Use a jet agitator or liquid sparge tube for agitation.
- **DO NOT** air sparge.
- Screens placed on suction side of pump must be 16-mesh or coarser.
- **DO NOT** place a screen in the recirculation line.
- Use 50-mesh or coarser screens between the pump and boom, and where required, at the nozzles.

For more information on spray equipment and calibration, consult sprayer manufacturers and state directions. For specific local directions and spray schedules, consult the current state agricultural directions.

### 4.3 Application Volume and Spray Coverage

See **Crop use Directions (Section 7.0)** for additional application volume information.

- Thorough coverage is necessary to provide good disease control.

- Avoid spray overlap, as crop injury may occur.
- For aerial application, apply in a minimum of 2 gallons of water per acre unless specified otherwise on this label.
- For ground application, apply in a minimum of 10 gallons of water per acre unless specified otherwise on this label.
- Avoid application under conditions when uniform coverage cannot be obtained or when excessive spray drift may occur.

## 4.4 Mixing Directions

- Prepare no more spray mixture than is required for the immediate operation.
- Thoroughly clean spray application equipment before using this product.
- Thoroughly agitate the spray solution before and during application.
- Rinse spray tank thoroughly with clean water after each day's use and dispose of pesticide rinsate by application to an already treated area.

### 4.4.1 A20259 Crop Alone

- Add  $\frac{1}{2}$ - $\frac{2}{3}$  of the required amount of water to the spray or mixing tank.
- With the agitator running, add A20259 Crop to the tank.
- Continue agitation while adding the remainder of the water.
- Begin application of the spray solution after A20259 Crop has completely dispersed into the mix water.
- Maintain agitation until all of the mixture has been sprayed.
- *Optional language:* [Add tank-mix defoamer if needed.]
- *Optional language:* [Add a tank-mix compatibility agent and buffering agents when using with fertilizer suspensions.]

### 4.4.2 Tank-Mix Precautions

**It is the pesticide user's responsibility to ensure that all products are registered for the intended use. Read and follow the applicable restrictions and limitations and directions for use on all product labels involved in tank mixing. Users must follow the most restrictive directions for use and precautionary statements of each product in the tank mixture.**

- A20259 Crop can be tank-mixed with other fungicides, herbicides, insecticides, liquid fertilizers, adjuvants, and additives; however, not all combinations or environmental conditions have been tested.
- To ensure against incompatibility and crop injury, it is advised to test the combinations on a small portion of the crop to be treated.

### 4.4.3 Tank-Mix Compatibility Test

A jar compatibility test is advised prior to tank mixing with other pesticides and/or adjuvants/additives, in order to ensure the compatibility of A20259 Crop with other products, adjuvants or fertilizers. The procedure for conducting jar tank-mix compatibility tests is as follows:

**Compatibility Test:** Always perform a tank-mix compatibility test when mixing with new or unknown tank-mix partners before use. Use compatibility agents or buffering agents as per manufacturer label directions when using fertilizer suspensions as carrier. The following test assumes a spray volume of 25 gal/A. For other spray volumes, make appropriate changes in the components. Perform tank-mix compatibility test as follows:

1. Add 1 pt of carrier (either the water or liquid fertilizer to be used in the spray operation) to each of two clear 1-qt jars with tight lids.
2. To **one** of the jars, add ¼ tsp or 1.2 ml of a commercially available tank-mix compatibility agent approved for this use (¼ tsp is equivalent to 2 pt/100 gallons of spray solution). Close the lid, invert the jar, shake or stir gently to ensure thorough mixing of the compatibility agent.
3. To **both** jars, add the appropriate amount of each tank-mix partner. If more than one tank-mix partner is to be used, follow the mixing order, add dry formulations (wetable powders or water dispersible granules) first, followed by liquid flowables, capsule suspensions, emulsifiable concentrates, and finally add adjuvants. After each addition, invert the jar, shake or stir gently to thoroughly mix. The appropriate amount of each tank-mix partner for this test, is as follows:

**Dry formulations:** For each pound to be applied per acre, add 1.5 level teaspoons to each jar.

**Liquid formulations:** For each pint to be applied per acre, add 0.5 teaspoon or 2.5 milliliters to each jar.

4. After adding all ingredients, close the jars and tighten, then invert each jar 10 times to fully mix. Let the mixtures stand for 15-30 minutes and then assess by looking for separation, large flakes, precipitates, gels, heavy oily film on the jar, or other signs of incompatibility. Determine if a compatibility agent is needed in the spray mixture by comparing the two jars. If either mixture separates, but can be remixed readily, the mixture can be sprayed as long as good agitation is used. If the mixtures are incompatible, test the following methods of improving compatibility: (A) Pre-slurry dry formulations in water before addition to the jar, or (B) add the compatibility agent directly into liquid formulations, before addition to the jar. If these procedures are followed but incompatibility is still observed, **DO NOT** prepare the tank-mix in the spray tank.

#### 4.4.4 A20259 Crop In Tank Mixtures

- Add  $\frac{1}{2}$ - $\frac{2}{3}$  of the required amount of water to the spray or mixing tank.
- Start the agitator before adding any tank-mix partners
- When using in a tank-mix, add different formulation types in the sequence indicated below.
  1. products packaged in water-soluble packaging
  2. wettable powders
  3. wettable granules (dry flowables)
  4. liquid flowables including A20259 Crop
  5. capsule suspensions
  6. soluble liquids
  7. emulsifiable concentrates
  8. surfactants / adjuvants.
- Allow each product to completely dissolve and disperse into the mix water before adding the next product. Continue agitation while the next product is added.
- Continue agitation while adding the remainder of the water.
- Begin application of the spray solution after all products have completely dispersed into the mix water.
- Maintain agitation until all of the mixture has been sprayed.
- Optional language: [Add tank-mix defoamer if needed.]

#### 4.4.5 Spray Additives

- For some uses on this label, a spreading/penetrating type adjuvant including a non-ionic surfactant, crop oil concentrate, silicone based, or blend must be added at the manufacturer's directed rates.
- For other crop uses, an adjuvant is advised. When an adjuvant is to be used with this product, the use of an adjuvant that meets the standards of the Council of Producers and Distributors of Agrotechnology (CPDA) certification program is directed.

### 4.5 Application through Irrigation Systems (Chemigation)

#### 4.5.1 Application Directions For Overhead Irrigation Systems

- Use only on crops for which chemigation is specified on this label.
- Use only with drive systems which provide uniform water distribution.
- **DO NOT** use end guns because of non-uniform application
- Apply this product only through center-pivot, solid-set, hand-move, or moving-wheel irrigation systems. **DO NOT** apply this product through any other type of irrigation system.
- Crop injury, lack of effectiveness, or illegal pesticide residues in the crop can result from non-uniform distribution of treated water.
- If you have questions about calibration, contact State Extension Service specialists, equipment manufacturers, or chemigation experts.
- **DO NOT** connect an irrigation system (including greenhouse systems) used for

pesticide application to a public water system unless the pesticide label-prescribed safety devices for public water systems are in place.

- A person knowledgeable of the chemigation system and responsible for its operation, or under the supervision of the responsible person, shall shut the system down and make necessary adjustments if the need arise.
- Chemical tank and injector system must be thoroughly cleaned and flushed with clean water prior to use.
- **DO NOT** apply when winds are greater than 10 mph to avoid drift or wind skips.
- **DO NOT** apply when wind speed favors drift beyond the area intended for treatment.
- Thorough coverage of foliage is required for good control.
- Maintain good agitation in the tank during the entire application period.
- A20259 Crop has not been sufficiently tested via irrigation systems to determine product efficacy.
- Best performance via irrigation is 0.1 to 0.25 inches of water per acre.

### **Center-Pivot Irrigation**

- Determine the size of the area to be treated.
- Determine the time required to apply  $\frac{1}{8}$ - $\frac{1}{2}$  inch of water over the area to be treated when the system and injection equipment are operated at normal pressures as specified by the equipment manufacturer. When applying A20259 Crop through irrigation equipment, use the lowest obtainable water volume while maintaining uniform distribution. Run the system at 80-95% of the manufacturer's rated capacity.
- Using water, determine the injection pump output when operated at normal line pressure.
- Determine the amount of A20259 Crop required to treat the area covered by the irrigation system.
- Add the required amount of A20259 Crop and sufficient water to meet the injection time requirements for the solution tank.
- Make sure the system is fully charged with water before starting injection of the A20259 Crop solution.
- Maintain constant solution tank agitation during the injection period.
- Continue to operate the system until the A20259 Crop solution has cleared the last sprinkler head.

### **Solid-Set, Hand-Move, and Moving-Wheel Irrigation**

- Determine the acreage covered by the sprinklers.
- Fill injector solution tank with water and adjust flow rate to use the contents over a 20 to 30-minute interval. When applying A20259 Crop through irrigation equipment use the lowest obtainable water volume while maintaining uniform distribution.
- Determine the amount of A20259 Crop required needed to treat the area covered by the irrigation system.
- Add the required amount of A20259 Crop into the same quantity of water used to calibrate the injection period.
- Operate the system at the same pressure and time interval established during the calibration.

- Stop injection equipment after treatment is completed. Continue to operate the system until the A20259 Crop solution has cleared the last sprinkler head.

#### 4.5.2 Operating Instructions For Chemigation

1. The system must contain a functional check valve, vacuum relief valve, and low pressure drain appropriately located on the irrigation pipeline to prevent water-source contamination from backflow.
2. The pesticide injection pipeline must contain a functional, automatic, quick-closing check valve to prevent the flow of fluid back toward the injection pump.
3. The pesticide injection pipeline must also contain a functional, normally closed, solenoid-operated valve located on the intake side of the injection pump and connected to the system interlock to prevent fluid from being withdrawn from the supply tank when the irrigation system is either automatically or manually shut down.
4. The system must contain functional interlocking controls to automatically shut off the pesticide injection pump when the water pump motor stops.
5. The irrigation line or water pump must include a functional pressure switch which will stop the water pump motor when the water pressure decreases to the point where pesticide distribution is adversely affected.
6. Systems must use a metering pump, for example a positive displacement injection pump (e.g., diaphragm pump) effectively designed and constructed of materials that are compatible with pesticides and capable of being fitted with a system interlock.
7. **DO NOT** apply when wind speed favors drift beyond the area intended for treatment.

**Allow sufficient time for pesticide to be flushed through all lines and all nozzles before turning off irrigation water.**

#### 4.5.3 Specific Instructions For Public Water Systems

1. Public water system means a system for the provision to the public of piped water for human consumption if such system has at least 15 service connections or regularly serves an average of at least 25 individuals daily at least 60 days out of the year.
2. Chemigation systems connected to public water systems must contain a functional, reduced-pressure zone, back-flow preventer (RPZ) or the functional equivalent in the water supply line upstream from the point of pesticide introduction. As an option to the RPZ, the water from the public water system must be discharged into a reservoir tank prior to pesticide introduction. There shall be a complete physical break (air gap) between the flow outlet end of the fill pipe and the top or overflow rim of the reservoir tank of at least twice the inside diameter of the fill pipe.
3. The pesticide injection pipeline must contain a functional, automatic, quick-closing check valve to prevent the flow of fluid back toward the injection pump.
4. The pesticide injection pipeline must contain a functional, normally closed, solenoid-operated valve located on the intake side of the injection pump and connected to the



system interlock to prevent fluid from being withdrawn from the supply tank when the irrigation system is either automatically or manually shut down.

5. The system must contain functional interlocking controls to automatically shut off the pesticide injection pump when the water pump motor stops, or in cases where there is no water pump, when the water pressure decreases to the point where pesticide distribution is adversely affected.
6. Systems must use a metering pump, for example a positive displacement injection pump (e.g., diaphragm pump) effectively designed and constructed of materials that are compatible with pesticides and capable of being fitted with a system interlock.
7. **DO NOT** apply when wind speed favors drift beyond the area intended for treatment.

## 5.0 ROTATIONAL CROP RESTRICTIONS

The following crops may be planted at the specified interval following application of A20259 Crop:

Crop, Crop Group, or Crop Subgroup	Plant-Back Interval
Berry, Bushberry Crop Subgroup 13-07B Berry, Low Growing Crop Subgroup 13-07G Brassica (Cole) Head and Stem Vegetables Crop Group 5-16 Brassica (Cole) Leafy vegetables Crop Subgroup 4-16B Bulb Vegetables (Crop group 3-07) Canola (Rapeseed Crop Subgroup 20A) Carrots Citrus Fruit, Crop Group 10-10 Cotton (Cottonseed, Crop Group 20C) Cucurbit Vegetables (Crop Group 9) Fruiting Vegetables (Crop Group 8-10) Grape and Small Fruit Vine Climbing Subgroup (except Fuzzy Kiwifruit), Crop Subgroup 13-07F Fruiting Vegetables (Crop Group 8-10) Leaves of Root and Tuber Vegetables (Crop Group 2) Pea and Bean, Dried Shelled (Crop Subgroup 6C), except cowpea forage and cowpea hay Peppers Pome Fruit, Crop Group 11-10 Potato Root Vegetables, Crop Subgroup 1A Soybeans, excluding soybean forage, hay, and silage Stone Fruit, Crop Group 12-12 Strawberry Sugar Beets Tomatoes and tomatillos Tuberous and Corm Vegetables (Crop Subgroup 1C)	0 day
Cereals (barley, oats, wheat, triticale, rye)	30 days
Corn, field Corn, sweet Leaf Petiole Vegetables (Crop Subgroup 22B) Leafy Vegetables Peanut Sorghum Sunflower	60 days
All other crops Intended for Food and Feed	365 days

## 6.0 RESTRICTIONS AND PRECAUTIONS

### 6.1 Use Restrictions

- **DO NOT** apply through any ultra-low volume (ULV) spray system.
- **DO NOT** apply to plants grown for transplanting purposes.
- Not for greenhouse use unless otherwise specified in the specific crop directions for use table.

### 6.2 Use Precautions

- Under certain conditions conducive to extended infection periods, use another registered fungicide for additional applications if maximum amount of A20259 Crop has been used.
- If isolates resistant to Group 3 and/or Group 7 fungicides are present, efficacy can be reduced for certain diseases.
- The higher rates in the rate range and/or shorter spray intervals may be required under conditions of heavy infection pressure, with highly susceptible varieties, or when environmental conditions are conducive to disease.

### 6.3 Spray Drift Management

- THE APPLICATOR IS RESPONSIBLE FOR AVOIDING OFF-SITE SPRAY DRIFT. BE AWARE OF NEARBY NON-TARGET SITES AND ENVIRONMENTAL CONDITIONS.
- **DO NOT** apply when conditions favor drift beyond the target area.
- The interaction of many equipment- and weather-related factors determines the potential for spray drift.
- **DO NOT** apply when the wind speed is greater than 10 mph or during periods of temperature inversions.
- **DO NOT** apply when weather conditions favor drift from treated areas to non-target aquatic habitat.

#### 6.3.1 Mandatory Spray Drift

##### **Mandatory Spray Drift**

##### **Aerial Applications**

- **DO NOT** release spray at a height greater than 10 ft above the vegetative canopy unless a greater application height is necessary for pilot safety.
- For all applications, applicators are required to use a medium or coarser spray droplet size (ASABE S572.1).
- The boom length must not exceed 65% of the wingspan for airplanes or 75% of the rotor blade diameter for helicopters.
- Applicators must use ½ swath displacement upwind at the downwind edge of

- the field.
- Nozzles must be oriented so the spray is directed toward the back of the aircraft.
- **DO NOT** apply when wind speeds exceed 10 miles per hour at the application site.
- **DO NOT** apply during temperature inversions.

#### **Ground Applications**

- Apply with the nozzle height recommended by the manufacturer, but no more than 3 feet above the ground or crop canopy unless making a pasture or rangeland application, in which case applicators may apply with a nozzle height no more than 4 feet above the ground.
- For all other applications, applicators are required to use a medium or coarser droplet size (ASABE S572.1).
- **DO NOT** apply when wind speeds exceed 10 miles per hour at the application site.
- **DO NOT** apply during temperature inversions.

#### **Boom-less Ground Applications**

- Applicators are required to use a medium or coarser droplet size (ASABE S572.1) for all applications.
- **DO NOT** apply when wind speeds exceed 10 miles per hour at the application site.
- **DO NOT** apply during temperature inversions.

### **6.3.2 Spray Drift Advisories**

- THE APPLICATOR IS RESPONSIBLE FOR AVOIDING OFF-SITE SPRAY DRIFT.
- BE AWARE OF NEARBY NON-TARGET SITES AND ENVIRONMENTAL CONDITIONS.

### **6.3.3 Importance of Droplet Size**

- An effective way to reduce spray drift is to apply large droplets. Use the largest droplets that provide target pest control. While applying larger droplets will reduce spray drift, the potential for drift will be greater if applications are made improperly or under unfavorable environmental conditions.

### **6.3.4 Controlling Droplet Size - Ground Boom**

- **Volume** – Use high flow rate nozzles to apply the highest practical spray volume. Nozzles with higher rated flows produce larger droplets.
- **Pressure** –Use the lowest spray pressure recommended for the nozzle to produce the target spray volume and droplet size. For many nozzle types, lower pressure produces larger droplets. When higher flow rates are needed, use higher rate nozzles instead of increasing pressure.

- **Number of Nozzles** – Use the minimum number of nozzles that provide uniform coverage.
- **Spray Nozzle** –Use a spray nozzle that is designed for the intended application. Consider using nozzles designed to reduce drift.

#### 6.3.5 Controlling Droplet Size - Aircraft

- **Adjust Nozzles** - Follow nozzle manufacturers recommendations for setting up nozzles. Generally, to reduce fine droplets, nozzles should be oriented parallel with the airflow in flight.

#### 6.3.6 BOOM HEIGHT - Ground Boom

Use the lowest boom height that is compatible with the spray nozzles that will provide uniform coverage. For ground equipment, the boom should remain level with the crop and have minimal bounce.

#### 6.3.7 RELEASE HEIGHT - Aircraft

Higher release heights increase the potential for spray drift. When applying aurally to crops, do not release spray at a height greater than 10 ft above the crop canopy, unless a greater application height is necessary for pilot safety.

#### 6.3.8 Shielded Sprayers

Shielding the boom or individual nozzles can reduce spray drift. Consider using shielded sprayers. Verify that the shields are not interfering with the uniform deposition of the spray on the target area.

#### 6.3.9 Temperature And Humidity

When making applications in hot and dry conditions, use larger droplets to reduce effects of evaporation.

#### 6.3.10 Wind

Drift potential is lowest when wind speeds are 10 mph or less. However, many factors, including droplet size, pressure, and equipment type determine drift potential at any given wind speed. **Note:** Local terrain can influence wind patterns. Leave a 25-foot buffer downwind of the application to avoid drift to non-target areas.

**AVOID APPLICATIONS DURING GUSTY WIND CONDITIONS.**

Applicators need to be familiar with local wind patterns and terrain that could affect spray drift.

#### 6.3.11 Temperature Inversions

- Applications must not occur during a temperature inversion because drift potential is high. Temperature inversions restrict vertical air mixing, which causes small suspended droplets to remain in a concentrated cloud. This cloud can move in unpredictable directions due to the light variable winds common during inversions.

- Temperature inversions are characterized by increasing temperatures with altitude and are common on nights with limited cloud cover and light to no wind. They begin to form as the sun sets and often continue into the morning.
- Their presence can be indicated by ground fog; however, if fog is not present, inversions can also be identified by the movement of smoke from a ground source or an aircraft smoke generator. Smoke that layers and moves laterally in a concentrated cloud (under low wind conditions) indicates an inversion, while smoke that moves upward and rapidly dissipates, indicates good vertical air mixing.

#### **6.3.12 Boom-less Ground Applications**

Setting nozzles at the lowest effective height will help to reduce the potential for spray drift.

#### **6.3.13 Handheld Technology Applications**

Take precautions to minimize spray drift.

#### **6.3.14 Non-Target Areas**

Do not apply this pesticide when the product may drift to non-target areas (i.e. residential areas, bodies of water, known habitat for threatened or endangered species, non-target crops).

# 7.0 CROP USE DIRECTIONS

## 7.1 Almonds

Crops (Including all cultivars and/or varieties of these)			
Almond			
Target Disease	Rate (fl oz/A)	Application Timing	Use Directions
Alternaria leafspot ( <i>A. alternata</i> ) Anthracnose ( <i>Colletotrichum acutatum</i> ) Blossom Blight Brown rot ( <i>Monilinia</i> spp.) Brown rot/hull rot ( <i>Monilinia</i> spp.) Powdery mildew ( <i>Podosphaera tridactyla</i> , <i>Sphaerotheca pannosa</i> ) Scab ( <i>Venturia carpophila</i> ) Shot hole ( <i>Wilsonmyces carpophilus</i> )	9.1 – 13.6*	Begin applications prior to disease development.  Continue applications through season on a 14-day interval, following the resistance management guidelines.	[Not for use in California]  Apply by ground or air.  An adjuvant may be added at specified rates.  <i>Optional language if label has a rate range:</i> If disease pressure is high, use the highest rate.  <i>Optional language if label has a single rate and interval range:</i> If disease pressure is high, use the shortest interval.  <i>Optional language if label has a rate range and interval range:</i> If disease pressure is high, use the shortest interval and highest rate.
*9.1 fl oz product/A is equivalent to 0.045 lb ai pydiflumetofen and 0.074 lb ai difenoconazole. *13.6 fl oz product/A is equivalent to 0.067 lb ai pydiflumetofen and 0.111 lb ai difenoconazole.			
<b>Resistance Management:</b> <ul style="list-style-type: none"> <li><b>DO NOT</b> make more than two consecutive applications of A20259 Crop or other Group 3 and 7 fungicides before alternation with a fungicide that is not in Group 3 or 7.</li> </ul>			
<b>USE RESTRICTIONS</b>			
1) Refer to <b>Section 6.1</b> for additional product use restrictions. 2) <b>Maximum Single Application Rate:</b> <b>DO NOT</b> exceed the maximum rate listed in the table. 3) <b>Maximum Number of Applications per Year:</b> <b>DO NOT</b> make more than 4 applications at the maximum application rate per year. 4) <b>Minimum Application Interval:</b> 14 days 5) <b>Maximum Annual Rate:</b> 54.4 fl oz/A/year (equivalent to 0.442 lb ai/A/year difenoconazole and 0.268 lb ai/A/year pydiflumetofen) <ol style="list-style-type: none"> <li><b>DO NOT</b> apply more than 0.46 lb ai/A/year of difenoconazole.</li> <li><b>DO NOT</b> apply more than 0.268 lb ai/A/year of pydiflumetofen</li> </ol> 6) <b>Pre-harvest Interval (PHI):</b> 14 day 7) For aerial applications <b>DO NOT</b> apply in less than 10 GPA water.			

## 7.2 Brassica Head and Stem Vegetable Crop Group 5-16

Crops (Including cultivars, varieties, and/or hybrids)			
Broccoli	Cabbage	Cauliflower	
Brussels sprouts	Cabbage, Chinese, napa		
Target Disease	Rate (fl oz/A)	Application Timing	Use Directions
Alternaria Leaf Spot <i>(Alternaria spp.)</i> Anthracnose <i>(Colletotrichum spp.)</i> Cercospora Leaf Spot <i>(Cercospora brassicicola)</i> Pin Rot <i>(Alternaria spp.)</i> Powdery Mildew <i>(Erysiphe polygoni)</i> Rhizoctonia Blight <i>(Rhizoctonia solani)</i> Ring Spot <i>(Mycosphaerella brassicicola)</i> White Leaf Spot <i>(Pseudocercospora capsellae)</i>	11.0 – 13.7*	Begin applications prior to disease development.  Continue applications through season on a 7- to 10-day interval, following the resistance management guidelines.	[Not for use in California]  Apply by ground, air, or chemigation.  An adjuvant may be added at specified rates.  <i>Optional language if label has a rate range:</i> If disease pressure is high, use the highest rate.  <i>Optional language if label has a single rate and interval range:</i> If disease pressure is high, use the shortest interval.  <i>Optional language if label has a rate range and interval range:</i> If disease pressure is high, use the shortest interval and highest rate.
*11.0 fl oz product/A is equivalent to 0.053 lb ai pydiflumetofen and 0.089 lb ai difenoconazole. *13.7 fl oz product/A is equivalent to 0.067 lb ai pydiflumetofen and 0.111 lb ai difenoconazole.			
<b>Resistance Management:</b> <ul style="list-style-type: none"> <li>• <b>DO NOT</b> make more than two consecutive applications of A20259 Crop or other Group 3 and 7 fungicides before alternation with a fungicide that is not in Group 3 or 7.</li> </ul>			
USE RESTRICTIONS			
1) Refer to <b>Section 6.1</b> for additional product use restrictions. 2) <b>Maximum Single Application Rate:</b> <b>DO NOT</b> exceed the maximum rate listed in the table. 3) <b>Maximum Number of Applications per Year:</b> <b>DO NOT</b> make more than 4 applications at the maximum application rate per year. 4) <b>Minimum Application Interval:</b> 7 days 5) <b>Maximum Annual Rate:</b> 56.0 fl oz/A/year (equivalent to 0.46 lb ai/A/year difenoconazole and 0.28 lb ai/A/year pydiflumetofen) <ol style="list-style-type: none"> <li><b>DO NOT</b> apply more than 0.46 lb ai/A/year of difenoconazole.</li> <li><b>DO NOT</b> apply more than 0.335 lb ai/A/year of pydiflumetofen</li> </ol> 6) <b>Pre-harvest Interval (PHI):</b> 1 day			



## 7.3 Brassica Leafy Greens Subgroup 4-16B

Crops (Including cultivars, varieties, and/or hybrids of these)			
Arugula	Collards	Mustard greens	
Broccoli raab	Cress, garden	Radish, leaves	
Broccoli, Chinese	Cress, upland	Rape greens	
Cabbage, abyssinian	Hanover salad	Rocket, wild	
Cabbage, seakale	Kale	Shepherd's purse	
Cabbage, Chinese, bok choy	Maca, leaves	Turnip greens	
	Mizuna	Watercress	
Target Disease	Rate (fl oz/A)	Application Timing	Use Directions
Alternaria diseases ( <i>Alternaria</i> spp.) Anthracnose ( <i>Colletotrichum higginsianum</i> ) Cercospora leafspot ( <i>C. brassicicola</i> ) Powdery mildew ( <i>Erysiphe polygoni</i> )	10-13.7*	Begin applications prior to disease onset when conditions are conducive for disease.  Apply A20259 Crop on a 7- to 10-day schedule.	[Not for use in California]  Apply by ground, air, or chemigation.  For applications made to watercress, production fields must be drained of water at least 24 hours prior to application and water must not be reapplied to the field for a minimum of 24 hours following the application.  An adjuvant may be added at specified rates.  <i>Optional language if label has a rate range:</i> If disease pressure is high, use the highest rate.  <i>Optional language if label has a single rate and interval range:</i> If disease pressure is high, use the shortest interval.  <i>Optional language if label has a rate range and interval range:</i> If disease pressure is high, use the shortest interval and highest rate.
*10 fl oz product/A is equivalent to 0.049 lb ai pydiflumetofen and 0.081 lb ai Difenoconazole. *13.7 fl oz product/A is equivalent to 0.067 lb ai pydiflumetofen and 0.111 lb ai Difenoconazole.			
<b>Resistance Management:</b> <ul style="list-style-type: none"> <li>• <b>DO NOT</b> make more than two consecutive applications of A20259 Crop or other Group 3 and 7 fungicides before alternation with a fungicide that is not in Group 3 or 7.</li> </ul>			
USE RESTRICTIONS			
1) Refer to <b>Section 6.1</b> for additional product use restrictions. 2) <b>Maximum Single Application Rate:</b> <b>DO NOT</b> exceed the maximum rate listed in the table. 3) <b>Maximum Number of Applications per Year:</b> <b>DO NOT</b> make more than 4 applications at the maximum application rate per year. 4) <b>Minimum Application Interval:</b> 7 days 5) <b>Maximum Annual Rate:</b> 56.0 fl oz/A/year (equivalent to 0.46 lb ai/A/year difenoconazole and 0.28 lb ai/A/year pydiflumetofen) <ol style="list-style-type: none"> <li><b>DO NOT</b> apply more than 0.46 lb ai/A/year of difenoconazole.</li> <li><b>DO NOT</b> apply more than 0.357 lb ai/A/year of pydiflumetofen</li> </ol>			

6) Pre-harvest Interval (PHI): 1 day

## 7.4 Bulb Vegetables Crop Group 3-07

Crops (Including cultivars, varieties, and/or hybrids of these)			
<b>Bulb onion subgroup 3-07A:</b> Daylily, bulb Fritillaria, bulb Garlic, bulb Garlic, great-headed, bulb Garlic, serpernt, bulb Lily, bulb Onion, bulb Onion, Chinese, bulb Onion, pearl Onion, potato, bulb Shallot, bulb		<b>Green onion subgroup 3-07B:</b> Onion, green Onion, macrostem Onion, tree, tops Onion, Welsh, tops Shallot, fresh leaves Chive, fresh leaves Chive, Chinese, fresh leaves Elegans hosta Fritillaria, leaves Kurrat Lady's leek Leek Leek, wild Onion, Beltsville bunching Onion, fresh	
Target Disease	Rate (fl oz/A)	Application Timing	Use Directions
Botrytis Leaf Blight ( <i>B. squamosa</i> ) Cercospora Leaf Spot ( <i>C. duddiae</i> ) Leaf Blotch ( <i>Cladosporium allii-cepae</i> ) Powdery Mildew ( <i>Leveillula taurica</i> ) Purple Blotch ( <i>Alternaria porri</i> ) Stemphyllium Leaf Blight ( <i>S. vesicarium</i> )	10-13.7*	Begin applications prior to disease development.  Continue applications through season on a 7- to 14-day interval, following the resistance management guidelines.	[Not for use in California]  Apply by ground, air, or chemigation.  The addition of a spreading/penetrating type adjuvant for example a non-ionic based surfactant or crop oil concentrate or blend is advised.  <i>Optional language if label has a rate range:</i> If disease pressure is high, use the highest rate.  <i>Optional language if label has a single rate and interval range:</i> If disease pressure is high, use the shortest interval.  <i>Optional language if label has a rate range and interval range:</i> If disease pressure is high, use the shortest interval and highest rate.
*10 fl oz product/A is equivalent to 0.049 lb ai pydiflumetofen and 0.081 lb ai Difenconazole. *13.7 fl oz product/A is equivalent to 0.067 lb ai pydiflumetofen and 0.111 lb ai Difenconazole.			
<b>Resistance Management:</b> <ul style="list-style-type: none"> <li>• <b>DO NOT</b> make more than two consecutive applications of A20259 Crop or other Group 3 and 7 fungicides before alternation with a fungicide that is not in Group 3 or 7.</li> </ul>			

**USE RESTRICTIONS**

- 1) Refer to **Section 6.1** for additional product use restrictions.
- 2) **Maximum Single Application Rate: DO NOT** exceed the maximum rate listed in the table.
- 3) **Maximum Number of Applications per Year: DO NOT** make more than 4 applications at the maximum application rate per year.
- 4) **Minimum Application Interval: 7 days**
- 5) **Maximum Annual Rate: Green onions:** 41.8 fl oz/A/year (equivalent to 0.34 lb ai/A/year difenoconazole and 0.21 lb ai/A/year pydiflumetofen)  
**Bulb onions:** 56.0 fl oz/A/year for dry bulb onions (equivalent to 0.46 lb ai/A/year difenoconazole and 0.28 lb ai/A/year pydiflumetofen)
  - a. **DO NOT** apply more than 0.46 lb ai/A/year of difenoconazole to dry bulb onions.
  - b. **DO NOT** apply more than 0.34 lb ai/A/year of difenoconazole to green onions.
  - c. **DO NOT** apply more than 0.335 lb ai/A/year of pydiflumetofen.
- 6) **Pre-harvest Interval (PHI): 7 days**

## 7.5 Bushberry Subgroup 13-07B

Crops (Including all cultivars, varieties, and/or hybrids of these)			
Aronia berry	Currant, red	Jostaberry	
Blueberry, highbush	Elderberry	Juneberry (Saskatoon berry)	
Blueberry, lowbush	European barberry	Lingonberry	
Buffalo currant	Gooseberry	Native currant	
Chilean guava	Honeysuckle, edible	Salal	
Cranberry, highbush	Huckleberry	Sea buckthorn	
Currant, black			
Target Disease	Rate (fl oz/A)	Application Timing	Use Directions
Alternaria leaf spot <i>(A. tenuissima)</i> Leaf rust <i>(Pucciniastrum vaccinii)</i> Monilinia blight and Mummyberry blight <i>(M. vaccinii-corymbosis)</i> Powdery mildew <i>(Microsphaera alni)</i> Septoria leaf spot <i>(S. albopunctata)</i>	9.1 – 13.6*	Begin applications prior to disease development.  Continue applications through season on a 7 to 14-day interval, following the resistance management guidelines.	[Not for use in California]  Apply by ground or air.  An adjuvant may be added at specified rates.  <i>Optional language if label has a rate range:</i> If disease pressure is high, use the highest rate.  <i>Optional language if label has a single rate and interval range:</i> If disease pressure is high, use the shortest interval.
Suppression: Anthracnose (Colletotrichum spp.)	13.6*		<i>Optional language if label has a rate range and interval range:</i> If disease pressure is high, use the shortest interval and highest rate.
*9.1 fl oz product/A is equivalent to 0.045 lb ai pydiflumetofen and 0.074 lb ai Difenoconazole. *13.6 fl oz product/A is equivalent to 0.067 lb ai pydiflumetofen and 0.111 lb ai Difenoconazole.			
<b>Resistance Management:</b> <ul style="list-style-type: none"> <li>• <b>DO NOT</b> make more than two consecutive applications of A20259 Crop or other Group 3 and 7</li> </ul>			

fungicides before alternation with a fungicide that is not in Group 3 or 7.
<b>USE RESTRICTIONS</b>
<ol style="list-style-type: none"> <li>1) Refer to <b>Section 6.1</b> for additional product use restrictions.</li> <li>2) <b>Maximum Single Application Rate: DO NOT</b> exceed the maximum rate listed in the table.</li> <li>3) <b>Maximum Number of Applications per Year: DO NOT</b> make more than 4 applications at the maximum application rate per year.</li> <li>4) <b>Minimum Application Interval:</b> 7 days</li> <li>5) <b>Maximum Annual Rate:</b> 54.4 fl oz/A/year (equivalent to 0.442 lb ai/A/year difenoconazole and 0.268 lb ai/A/year pydiflumetofen) <ol style="list-style-type: none"> <li>a. <b>DO NOT</b> apply more than 0.46 lb ai/A/year of difenoconazole.</li> <li>b. <b>DO NOT</b> apply more than 0.268 lb ai/A/year of pydiflumetofen.</li> </ol> </li> <li>6) <b>Pre-harvest Interval (PHI):</b> 7 day</li> </ol>

## 7.6 Berry, Low Growing Subgroup 13-07G (except Cranberry)

Crops (Including all cultivars, varieties, and/or hybrids of these) (See Bushberry Subgroup 13-07B table for blueberry, lowbush and lingonberry use directions)			
Bearberry	Muntries		
Bilberry	Partridgeberry		
Cloudberry	Strawberry		
Target Disease	Rate (fl oz/A)	Application Timing	Use Directions
Leaf spot ( <i>Cercospora fragariae</i> )	11 - 13.6*	Begin applications prior to disease development.	[Not for use in California]
Leaf rust ( <i>Phragmidium potentillae</i> )		Continue applications through season on a 7 to 14-day interval, following the resistance management guidelines.	Apply by ground, chemigation or air.
Powdery mildew ( <i>Sphaerotheca macularis</i> )			An adjuvant may be added at specified rates.
Suppression	13.6*		<i>Optional language if label has a rate range:</i> If disease pressure is high, use the highest rate.
Anthrachnose ( <i>Colletotrichum acutatum</i> )			<i>Optional language if label has a single rate and interval range:</i> If disease pressure is high, use the shortest interval.
Botrytis Fruit Rot ( <i>Botrytis cinerea</i> )			<i>Optional language if label has a rate range and interval range:</i> If disease pressure is high, use the shortest interval and highest rate.
*11 fl oz product/A is equivalent to 0.053 lb ai pydiflumetofen and 0.089 lb ai difenconazole.			
*13.6 fl oz product/A is equivalent to 0.067 lb ai pydiflumetofen and 0.111 lb ai difenoconazole.			
<b>Resistance Management:</b>			
<ul style="list-style-type: none"> <li>• <b>DO NOT</b> make more than two consecutive applications of A20259 Crop or other Group 3 and 7 fungicides before alternation with a fungicide that is not in Group 3 or 7.</li> </ul>			
USE RESTRICTIONS			
1) Refer to <b>Section 6.1</b> for additional product use restrictions.			

- 2) **Maximum Single Application Rate:** **DO NOT** exceed the maximum rate listed in the table.
- 3) **Maximum Number of Applications per Year:** **DO NOT** make more than 4 applications per year.
- 4) **Minimum Application Interval:** 7 days
- 5) **Maximum Annual Rate:** 54.4 fl oz/A/year (equivalent to 0.442 lb ai/A/year difenoconazole and 0.268 lb ai/A/year pydiflumetofen)
  - a. **DO NOT** apply more than 0.46 lb ai/A/year of difenoconazole.
  - b. **DO NOT** apply more than 0.268 lb ai/A/year of pydiflumetofen.
- 6) **Pre-harvest Interval (PHI):** 0 day

## 7.7 Canola (Rapeseed Crop Subgroup 20A)

Crops (Including all cultivars, varieties, and/or hybrids of these)			
Borage	Gold of pleasure	Mustard seed	
Canola	Hare's ear mustard	Oil radish	
Crambe	Lesquerella	Poppy seed	
Cuphea	Lunaria	Rapeseed	
Echium	Meadowfoam	Sesame	
Flax seed	Milkweed	Sweet rocket	
Target Disease	Rate (fl oz/A)	Application Timing	Use Directions
Alternaria black spot <i>(Alternaria.brassicae)</i> Black leg/Phoma <i>(Leptosphaeria maculans)</i> Cercospora leafspot <i>(C. brassicicola)</i> Leaf spot and pod rot <i>(Alternaria alternata)</i> Powdery mildew <i>(Erysiphe polygoni)</i>	9 – 14*	For Phoma control, apply during the rosette stage between 2nd true leaf and bolting.  For Alternaria, make an application at the end of flowering/early pod set.  For other foliar diseases, apply at first sign of disease.	[Not for use in California]  Apply by ground, air or chemigation.  An adjuvant may be added at specified rates.  Apply in sufficient water to obtain thorough coverage.  <i>Optional language if label has a rate range:</i> If disease pressure is high, use the highest rate.
White mold <i>(Sclerotinia sclerotiorum)</i>	10.3 – 14*	Apply at 20-50% flowering or prior to onset of disease	
*9 fl oz product/A is equivalent to 0.044 lb ai pydiflumetofen and 0.073 lb ai difenoconazole. *10.3 fl oz product/A is equivalent to 0.050 lb ai pydiflumetofen and 0.084 lb ai difenoconazole. *14 fl oz product/A is equivalent to 0.069 lb ai pydiflumetofen and 0.114 lb ai difenoconazole.			
<b>Resistance Management:</b>			
<ul style="list-style-type: none"> <li>• <b>DO NOT</b> make more than two consecutive applications of A20259 Crop or other Group 3 and 7 fungicides before alternation with a fungicide that is not in Group 3 or 7.</li> </ul>			
USE RESTRICTIONS			
<ol style="list-style-type: none"> <li>1) Refer to <b>Section 6.1</b> for additional product use restrictions.</li> <li>2) <b>Maximum Single Application Rate:</b> <b>DO NOT</b> exceed the maximum rate listed in the table.</li> <li>3) <b>Maximum Number of Applications per Year:</b> <b>DO NOT</b> make more than 1 application per year.</li> <li>4) <b>Maximum Annual Rate:</b> 14 fl oz/A/year           <ol style="list-style-type: none"> <li>a. <b>DO NOT</b> apply more than 0.114 lb ai/A/year of difenoconazole.</li> <li>b. <b>DO NOT</b> apply more than 0.29 lb ai/A/year of pydiflumetofen.</li> </ol> </li> <li>5) <b>Pre-harvest Interval (PHI):</b> 30 days</li> <li>6) For chemigation, apply in 0.1-0.25 inches/A of water.</li> </ol>			

## 7.8 Citrus Fruit, Crop Group 10-10

Crops (Including cultivars, varieties, and/or hybrids of these)			
Australian desert lime	Lemon	Satsuma mandarin	
Australian finger-lime	Lime	Sweet lime	
Australian round lime	Mediterranean mandarin	Tachibana orange	
Brown River finger lime	Mount white lime	Tahiti lime	
Calamondin	New Guinea wild lime	Tangelo	
Citron	Orange, sour	Tangerine (mandarin)	
Citrus hybrids	Orange, sweet	Tangor	
Grapefruit	Pummelo	Trifoliate orange	
Japanese summer grapefruit	Russell River lime	Uniq fruit	
Kumquat			
Target Disease	Rate (fl oz/A)	Application Timing	Use Directions
Albinism ( <i>Alternaria alternata</i> pv <i>citri</i> )	11.4 - 15.2*	Begin applications prior to disease development.  Continue throughout the season on 7- to 21-day interval following the resistance management guidelines.	[Not for use in California]
Alternaria Leaf and Fruit Spot ( <i>Alternaria citri</i> )			Apply by ground or air. An adjuvant may be added at specified rates.
Black Spot ( <i>Guignardia citricarpa</i> )			Apply in sufficient water to obtain thorough coverage.
Diplodia Stem-End Rot ( <i>Diplodia natalensis</i> )			Use a horticultural spray oil to improve control of greasy spot.
Greasy Spot ( <i>Mycosphaerella citri</i> )			<i>Optional language if label has a rate range:</i> If disease pressure is high, use the highest rate.
Melanose ( <i>Diaporthe citri</i> )			<i>Optional language if label has a single rate and interval range:</i> If disease pressure is high, use the shortest interval.
Phomopsis Stem-End Rot ( <i>Phomopsis citri</i> )			<i>Optional language if label has a rate range and interval range:</i> If disease pressure is high, use the shortest interval and highest rate.
Scab ( <i>Elsinoe fawcettii</i> )			
Sweet Orange Scab ( <i>Elsinoe australis</i> )			
Anthracnose ( <i>Colletotrichum</i> spp.)			15.2*
Post bloom fruit drop (PFD) ( <i>Colletotrichum acutatum</i> )			
*11.4 fl oz product/A is equivalent to 0.056 lb ai pydiflumetofen and 0.093 lb ai difenoconazole. *15.2 fl oz product/A is equivalent to 0.075 lb ai pydiflumetofen and 0.124 lb ai difenoconazole.			
<b>Resistance Management:</b>			
<ul style="list-style-type: none"> <li>• <b>DO NOT</b> make more than two consecutive applications of A20259 Crop or other Group 3 and 7 fungicides before alternation with a fungicide that is not in Group 3 or 7.</li> </ul>			
USE RESTRICTIONS			
<ol style="list-style-type: none"> <li>1) Refer to <b>Section 6.1</b> for additional product use restrictions.</li> <li>2) <b>Maximum Single Application Rate:</b> <b>DO NOT</b> exceed the maximum rate listed in the table.</li> <li>3) <b>Maximum Number of Applications per Year:</b> <b>DO NOT</b> make more than 4 applications at the maximum application rate per year.</li> <li>4) <b>Minimum Application Interval:</b> 7 days</li> </ol>			

- 5) **Maximum Annual Rate:** 60.9 fl oz/A/year (equivalent to 0.30 lb ai pydiflumetofen and 0.496 lb ai Difenoconazole)
  - a. **DO NOT** apply more than 0.50 lb ai/A/year of difenoconazole.
  - b. **DO NOT** apply more than 0.30 lb ai/A/year of pydiflumetofen.
- 6) **Pre-harvest Interval (PHI):** 0 days
- 7) For aerial applications **DO NOT** apply in less than 10 GPA water.

## 7.9 Cotton (Cottonseed Subgroup 20C)

Crops (Including cultivars, varieties, and/or hybrids of these)			
Cottonseed			
Target Disease	Rate (fl oz/A)	Application Timing	Use Directions
Alternaria leafspot ( <i>Alternaria</i> spp.)	10-13.6*	Begin applications prior to disease development.	[Not for use in California]
Areolate mildew ( <i>Ramularia gossypii</i> )		Continue applications through season on a 14-day interval, following the resistance management guidelines.	Apply by ground, air, or chemigation.
Ascochyta Blight ( <i>A. gossypii</i> )			An adjuvant may be added at specified rates.
Boll Rots ( <i>Ascochyta gossypii</i> , <i>Alternaria</i> spp., <i>Diplodia</i> spp., <i>Phoma</i> spp.)		For <b>Target Spot</b> : Make the first application at first bloom. Depending on environmental conditions and the health of the cotton plant, additional applications may be made on a 14 to 21 day interval.	Apply in sufficient water to obtain thorough coverage.
Hardlock ( <i>Fusarium verticillioides</i> )			<i>Optional language if label has a rate range:</i> If disease pressure is high, use the highest rate.
Leafspots and blights ( <i>Alternaria</i> spp., <i>Ascochyta gossypii</i> , <i>Cercospora</i> spp., <i>Stemphyllium</i> spp.)			
Target spot ( <i>Corynespora cassiicola</i> )			
*10 fl oz product/A is equivalent to 0.049 lb ai pydiflumetofen and 0.081 lb ai Difenoconazole. *13.6 fl oz product/A is equivalent to 0.067 lb ai pydiflumetofen and 0.111 lb ai Difenoconazole.			
<b>Resistance Management:</b>			
<ul style="list-style-type: none"> <li>• <b>DO NOT</b> make more than two consecutive applications of A20259 Crop or other Group 3 and 7 fungicides before alternation with a fungicide that is not in Group 3 or 7.</li> </ul>			
<b>USE RESTRICTIONS</b>			
<ol style="list-style-type: none"> <li>1) Refer to <b>Section 6.1</b> for additional product use restrictions.</li> <li>2) <b>Maximum Single Application Rate:</b> <b>DO NOT</b> exceed the maximum rate listed in the table.</li> <li>3) <b>Maximum Number of Applications per Year:</b> <b>DO NOT</b> make more than 3 applications at the maximum application rate per year.</li> <li>4) <b>Minimum Application Interval:</b> 14 days</li> <li>5) <b>Maximum Annual Rate:</b> 40.8 fl oz/A/year (equivalent to 0.201 lb ai pydiflumetofen and 0.333 lb ai Difenoconazole)               <ol style="list-style-type: none"> <li>a. <b>DO NOT</b> apply more than 0.34 lb ai/A/year of difenoconazole.</li> <li>b. <b>DO NOT</b> apply more than 0.201 lb ai/A/year of pydiflumetofen.</li> </ol> </li> <li>6) <b>Pre-harvest Interval (PHI):</b> 45 days</li> </ol>			

## 7.10 Cucurbit Vegetables, Crop Group 9

Crops (Including all cultivars, varieties, and/or hybrids of these)			
Chayote (fruit)	<i>Momordica</i> spp.	<b>Squash, Winter</b>	
Chinese waxgourd (Chinese preserving melon)	Balsam apple	Butternut squash	
Citron melon	Balsam pear	Calabaza	
Cucumber	Bitter melon	Hubbard squash	
Gherkin	Chinese cucumber	Acorn squash	
<b>Gourd, Edible</b>	<b>Muskmelon</b>	Spaghetti squash	
Hyotan	Cantaloupe	Watermelon	
Cucuzza	Honeydew	Zucchini	
Hechima	Pumpkin		
Chinese okra	Squash, summer		
Target Disease	Rate (fl oz/A)	Application Timing	Use Directions
Alternaria leaf blight ( <i>A. cucumerina</i> ) Alternaria leaf spot ( <i>A. alternata</i> ) Cercospora leaf spot ( <i>C. citrullina</i> ) Gummy stem blight ( <i>Didymella bryoniae</i> ) Powdery mildew ( <i>Podosphaera</i> and <i>Erysiphe</i> spp.) Plectosporium blight ( <i>P. tabacinum</i> ) Phoma blight ( <i>P. exigua</i> ) Phyllosticta leafspot ( <i>P. cucurbitacearum</i> ) Scab ( <i>Cladosporium cucumerinum</i> ) Septoria leaf blight ( <i>S. cucurbitacearum</i> ) Target spot ( <i>Corynespora cassiicola</i> )  <b>Suppression:</b> Anthracnose ( <i>Colletotrichum</i> spp.)	9 - 14*	Begin applications prior to disease development.  Continue applications through season on a 7- to 14-day interval, following the resistance management guidelines.	[Not for use in California]  Apply by ground, air, or chemigation.  An adjuvant may be added at specified rates.  A20259 Crop may be used on cucurbits grown outdoors or on cucumbers grown in greenhouses, but not on cucurbits grown for transplants.  Greenhouse use is limited to cucumbers only.  For greenhouse use on cucumber, <b>DO NOT</b> use this or other difenoconazole-containing products for more than 50% of sprays per crop. Rotate with other registered products with different modes of action.  <i>Optional language if label has a rate range:</i> If disease pressure is high, use the highest rate.  <i>Optional language if label has a single rate and interval range:</i> If disease pressure is high, use the shortest interval.  <i>Optional language if label has a rate range and interval range:</i> If disease pressure



			is high, use the shortest interval and highest rate.
<p>*9 fl oz product/A is equivalent to 0.044 lb ai pydiflumetofen and 0.073 lb ai difenoconazole.          *14 fl oz product/A is equivalent to 0.069 lb ai pydiflumetofen and 0.114 lb ai difenoconazole.</p>			
<p><b>Resistance Management:</b></p> <ul style="list-style-type: none"> <li>• <b>DO NOT</b> make more than two consecutive applications of A20259 Crop or other Group 3 and 7 fungicides before alternation with a fungicide that is not in Group 3 or 7.</li> </ul>			
<b>USE RESTRICTIONS</b>			
<ol style="list-style-type: none"> <li>1) Refer to <b>Section 6.1</b> for additional product use restrictions.</li> <li>2) <b>Maximum Single Application Rate: DO NOT</b> exceed the maximum rate listed in the table.</li> <li>3) <b>Maximum Number of Applications per Year: DO NOT</b> make more than 3 applications at the maximum application rate per year.</li> <li>4) <b>Minimum Application Interval:</b> 7 days</li> <li>5) <b>Maximum Annual Rate:</b> 45.2 fl oz/A/year (equivalent to 0.37 lb ai/A/year difenoconazole and 0.22 lb ai/A/year pydiflumetofen)             <ul style="list-style-type: none"> <li>○ <b>DO NOT</b> apply more than 0.46 lb ai/A/year of difenoconazole.</li> <li>○ <b>DO NOT</b> apply more than 0.223 lb ai/A/year of pydiflumetofen.</li> </ul> </li> <li>6) <b>Pre-harvest Interval (PHI):</b> 0 day</li> </ol>			

## 7.11 Dried Shelled Pea and Bean Subgroup, Crop Subgroup 6C

Crops (Including all cultivars, varieties and/or hybrids of these)			
<b>Bean (<i>Lupinus</i> spp.)</b> Grain Lupin Sweet Lupin White Lupin White Sweet Lupin <b>Bean (<i>Phaseolus</i> spp.)</b> Field Bean Kidney Bean Lima Bean (dry) Navy Bean Pinto Bean Tepary Bean		<b>Bean (<i>Vigna</i> spp.)</b> Adzuki Bean Blackeyed Pea Catjang Cowpea Crowder Pea Moth Bean Mung Bean Rice Bean Southern Pea Urd Bean	
		Broad Bean (dry) Chickpea (garbanzo bean) Guar Lablab Bean (hyacinth bean) Lentil Pigeon Pea <b>Pea (<i>Pisum</i> spp.)</b> Field Pea	
Target Disease	Rate (fl oz/A)	Application Timing	Use Directions
Alternaria blight Alternaria leaf spot ( <i>A. alternata</i> ) Ascochyta blight ( <i>A. rabiei</i> ) Cercospora leaf spot ( <i>Cercospora</i> spp.) Powdery mildew ( <i>Leveillula taurica</i> ) Mycosphaerella blight ( <i>Mycosphaerella</i> spp.) Rust ( <i>Uromyces ciceris-arietinin</i> )	9-14*	Begin applications prior to disease development.  Continue applications through season on a 14-day interval, following the resistance management guidelines.	[Not for use in California]  Apply by ground, air, or chemigation.  An adjuvant may be added at specified rates.  <i>Optional language if label has a rate range:</i> If disease pressure is high, use the highest rate.  <i>Optional language if label has a single rate and interval range:</i> If disease pressure
<b>Suppression:</b>			

Anthracnose ( <i>Colletotrichum</i> spp.)			is high, use the shortest interval.  <i>Optional language if label has a rate range and interval range:</i> If disease pressure is high, use the shortest interval and highest rate.
<b>Suppression:</b> White mold ( <i>Sclerotinia</i> spp.)	14*	Make the first application at R2 (full bloom). If a second application is needed, apply 14 days later at early pod formation (R3).	Apply in sufficient volume to ensure good coverage.

\*9 fl oz product/A is equivalent to 0.044 lb ai pydiflumetofen and 0.073 lb ai difenoconazole.  
 \*14 fl oz product/A is equivalent to 0.069 lb ai pydiflumetofen and 0.114 lb ai difenoconazole.

**Resistance Management:**

- **DO NOT** make more than two consecutive applications of A20259 Crop or other Group 3 and 7 fungicides before alternation with a fungicide that is not in Group 3 or 7.

**USE RESTRICTIONS**

- 1) Refer to **Section 6.1** for additional product use restrictions.
- 2) **Maximum Single Application Rate: DO NOT** exceed the maximum rate listed in the table.
- 3) **Maximum Number of Applications per Year: DO NOT** make more than 4 applications at the maximum application rate per year. **For pea vines and hay: DO NOT** make more than 2 applications at the maximum application rate per year.
- 4) **Minimum Application Interval:** 14 days
- 5) **Maximum Annual Rate:** 56 fl oz/A/year (equivalent to 0.46 lb ai/A/year difenoconazole and 0.28 lb ai/A/year pydiflumetofen). **For pea vines and hay:** 28 fl oz/A/year (equivalent to 0.23 lb ai/A/year difenoconazole and 0.14 lb ai/A/year pydiflumetofen)
  - a. **DO NOT** apply more than 0.46 lb ai/A/year of difenoconazole.
    - **Pea vines and hay: DO NOT** apply more than 0.23 lb ai/A/year of difenoconazole.
  - b. **DO NOT** apply more than 0.36 lb ai/A/year of pydiflumetofen.
- 6) **DO NOT feed or harvest cowpeas forage and hay.**
- 7) **Pre-harvest Interval (PHI):** 14 days
- 8) Use a minimum of 15 gal/A of water for ground applications.
- 9) For aerial applications, use a minimum of 10 gal/A of water.
- 10) For chemigation, apply in 0.1-0.25 inches/A of water.

## 7.12 Filberts

Crops (Including cultivars, varieties, and/or hybrids of these)			
Hazelnuts			
Target Disease	Rate (fl oz/A)	Application Timing	Use Directions
Eastern Filbert Blight ( <i>Anisogramma anomala</i> )	10-13.6*	<p>Begin applications prior to disease development.</p> <p>Continue applications through season on a 14- to 21-day interval, following the resistance management guidelines.</p>	<p>[Not for use in California]</p> <p>Apply by ground or air.</p> <p>An adjuvant may be added at specified rates.</p> <p><i>Optional language if label has a rate range:</i> If disease pressure is high, use the highest rate.</p> <p><i>Optional language if label has a single rate and interval range:</i> If disease pressure is high, use the shortest interval.</p> <p><i>Optional language if label has a rate range and interval range:</i> If disease pressure is high, use the shortest interval and highest rate.</p>
<p>*10 fl oz product/A is equivalent to 0.049 lb ai pydiflumetofen and 0.081 lb ai Difenoconazole.            *13.6 fl oz product/A is equivalent to 0.067 lb ai pydiflumetofen and 0.111 lb ai Difenoconazole.</p>			
<p><b>Resistance Management:</b></p> <ul style="list-style-type: none"> <li>• <b>DO NOT</b> make more than two consecutive applications of A20259 Crop or other Group 3 and 7 fungicides before alternation with a fungicide that is not in Group 3 or 7.</li> </ul>			
USE RESTRICTIONS			
<ol style="list-style-type: none"> <li>1) Refer to <b>Section 6.1</b> for additional product use restrictions.</li> <li>2) <b>Maximum Single Application Rate: DO NOT</b> exceed the maximum rate listed in the table.</li> <li>3) <b>Maximum Number of Applications per Year: DO NOT</b> make more than 4 applications at the maximum application rate per year.</li> <li>4) <b>Minimum Application Interval:</b> 14 days</li> <li>5) <b>Maximum Annual Rate:</b> 54.4 fl oz/A/year (equivalent to 0.442 lb ai/A/year difenoconazole and 0.268 lb ai/A/year pydiflumetofen)               <ol style="list-style-type: none"> <li>a. <b>DO NOT</b> apply more than 0.46 lb ai/A/year of difenoconazole.</li> <li>b. <b>DO NOT</b> apply more than 0.268 lb ai/A/year of pydiflumetofen.</li> </ol> </li> <li>6) <b>Pre-harvest Interval (PHI):</b> 14 day</li> <li>7) For aerial applications <b>DO NOT</b> apply in less than 10 GPA water.</li> </ol>			

## 7.13 Fruiting Vegetables, Crop Group 8-10

Crops (Including all cultivars, varieties, and/or hybrids of these) [See Tomato Directions under Separate Table]			
African eggplant	Goji Berry	Okra	
Bell pepper	Groundcherry	Pea eggplant	
Cocona	Martynia	Pepino	
Eggplant	Naranjilla	Roselle	
Garden Huckleberry	Nonbell pepper	Sunberry	
Target Disease	Rate (fl oz/A)	Application Timing	Use Directions
Cercospora leafspot ( <i>C. capsici</i> ) Gray leafspot ( <i>Stemphyllium solani</i> ) Powdery mildew ( <i>Oidiopsis sicula</i> )  <b>Suppression:</b> Anthracnose ( <i>Colletotrichum</i> spp.)	9 - 14*	Begin applications prior to disease development.  Continue applications through season on a 7- to 14-day interval, following the resistance management guidelines.	[Not for use in California]  Apply by ground, air, or chemigation.  An adjuvant may be added at specified rates.  <i>Optional language if label has a rate range:</i> If disease pressure is high, use the highest rate.  <i>Optional language if label has a single rate and interval range:</i> If disease pressure is high, use the shortest interval.  <i>Optional language if label has a rate range and interval range:</i> If disease pressure is high, use the shortest interval and highest rate.
*9 fl oz product/A is equivalent to 0.044 lb ai pydiflumetofen and 0.073 lb ai difenoconazole. *14 fl oz product/A is equivalent to 0.069 lb ai pydiflumetofen and 0.114 lb ai difenoconazole.			
<b>Resistance Management:</b> <ul style="list-style-type: none"> <li>• <b>DO NOT</b> make more than two consecutive applications of A20259 Crop or other Group 3 and 7 fungicides before alternation with a fungicide that is not in Group 3 or 7.</li> </ul>			
USE RESTRICTIONS			
1) Refer to <b>Section 6.1</b> for additional product use restrictions. 2) <b>DO NOT use on greenhouse-grown fruiting vegetables.</b> 3) <b>Maximum Single Application Rate:</b> <b>DO NOT</b> exceed the maximum rate listed in the table. 4) <b>Maximum Number of Applications per Year:</b> <b>DO NOT</b> make more than 3 applications at the maximum application rate per year. 5) <b>Minimum Application Interval:</b> 7 days 6) <b>Maximum Annual Rate:</b> 45.2 fl oz/A/year (equivalent to 0.37 lb ai/A/year difenoconazole and 0.22 lb ai/A/year pydiflumetofen) <ol style="list-style-type: none"> <li><b>DO NOT</b> apply more than 0.46 lb ai/A/year of difenoconazole.</li> <li><b>DO NOT</b> apply more than 0.223 lb ai/A/year of pydiflumetofen.</li> </ol> 7) <b>Pre-harvest Interval (PHI):</b> 0 day 8) Use a minimum of 15 gal/A of water for ground applications. 9) For chemigation, apply in 0.1-0.25 inches/A of water.			

## 7.14 Grape and Small Fruit Vine Climbing Subgroup (except Fuzzy Kiwifruit), Crop Subgroup 13-07F

Crops (Including all cultivars, varieties, and/or hybrids)			
Amur river grape		Kiwifruit, hardy	
Gooseberry		Maypop	
Grape		Schisandra berry	
Target Disease	Rate (fl oz/A)	Application Timing	Use Directions
Alternaria rot ( <i>A. alternata</i> ) Angular leaf spot ( <i>Mycosphaerella angulata</i> ) Anthracnose ( <i>Elsinoe ampelina</i> ) Black rot ( <i>Guignardia bidwellii</i> ) Leaf blight ( <i>Pseudocercospora vitis</i> ) Phomopsis cane and leaf spot ( <i>P. viticola</i> ) Powdery mildew ( <i>Erysiphe necator</i> ) Rotbrenner ( <i>Pseudopezicula tracheiphila</i> ) Septoria leaf spot ( <i>S. ampelina</i> )	9-14*	Follow resistance management guidelines.  For powdery mildew, begin at bud break and apply on a 14-21 day interval.  For Phomopsis diseases, apply at bud break, before shoots are 0.5 inches in length, and then again when shoots are 5-6 inches in length.  For black rot, begin when shoot length is 1-3 inches and continue on a 14 day interval.  For all other diseases, begin applications prior to disease onset when conditions are conducive for disease and continue on a 14- to 21-day interval.	[Not for use in California]  Apply by ground or air.  Apply in sufficient volume to ensure good coverage.  <i>Optional language if label has a rate range:</i> If disease pressure is high, use the highest rate.  <i>Optional language if label has a single rate and interval range:</i> If disease pressure is high, use the shortest interval.  <i>Optional language if label has a rate range and interval range:</i> If disease pressure is high, use the shortest interval and highest rate.
<b>Suppression:</b> Gray mold ( <i>Botrytis cinerea</i> )	14*	A total of two applications can be made, with individual application at bunch closure, veraison, or 3-4 weeks before harvest, depending on disease conditions and varietal susceptibility.	
*9 fl oz product/A is equivalent to 0.044 lb ai pydiflumetofen and 0.073 lb ai difenoconazole. *14 fl oz product/A is equivalent to 0.069 lb ai pydiflumetofen and 0.114 lb ai difenoconazole.			
<b>Resistance Management:</b> <ul style="list-style-type: none"> <li>• <b>DO NOT</b> make more than two consecutive applications of A20259 Crop or other Group 3 and 7 fungicides before alternation with a fungicide that is not in Group 3 or 7.</li> </ul>			
<b>Precautions:</b> <ul style="list-style-type: none"> <li>• <b>DO NOT use on Concord, Concord Seedless, and Thomcord grapes.</b> On <i>V. labrusca</i>, <i>V. labrusca</i> hybrids, and other non-vinifera hybrids where sensitivity is not known, the use of A20259 Crop by itself or in tank mixtures with materials that may increase uptake (adjuvants, foliar fertilizers) may result in leaf burning or other phytotoxic effects.</li> </ul>			
USE RESTRICTIONS			
1) Refer to <b>Section 6.1</b> for additional product use restrictions. 2) <b>Maximum Single Application Rate:</b> <b>DO NOT</b> exceed the maximum rate listed in the table. 3) <b>Maximum Number of Applications per Year:</b> <b>DO NOT</b> make more than 4 applications at the			

- maximum application rate per year.
- 4) **Minimum Application Interval:** 14 days
  - 5) **Maximum Annual Rate:** 56 fl oz/A/year (equivalent to 0.46 lb ai/A/year difenoconazole and 0.28 lb ai/A/year pydiflumetofen)
    - a. **DO NOT** apply more than 0.46 lb ai/A/year of difenoconazole.
    - b. **DO NOT** apply more than 0.357 lb ai/A/year of pydiflumetofen.
  - 6) **Pre-harvest Interval (PHI):** 14 days
  - 7) Use a minimum of 15 gal/A of water for ground applications.
  - 8) For aerial applications, use a minimum of 10 gal/A of water.

## 7.15 Leaves of Root and Tuber Vegetables Crop Group 2

Crops (Including cultivars and/or varieties of these)			
Beet, garden	Chervil, turnip-rooted	Rutabaga	
Beet, sugar	Chicory	Salsify, black	
Burdock, edible	Dasheen (taro)	Sweet potato	
Carrot	Parsnip	Tanier (cocoyam)	
Cassava, bitter and sweet	Radish	Turnip	
Celeriac (celery root)	Radish, oriental (daikon)	Yam, true	
Target Disease	Rate fl oz/A (lb ai/A)	Application Timing	Use Directions
Alternaria Leaf Blight ( <i>Alternaria dauci</i> ) Cercospora Leaf Spot ( <i>C. beticola</i> ) Powdery Mildew ( <i>Erysiphe polygoni</i> )	13.7*	Begin applications prior to disease development.  Continue applications through season on a 7- to 10-day interval, following the resistance management guidelines	[Not for use in California]  Apply by ground, air, or chemigation.  An adjuvant may be added at specified rates.  <i>Optional language if label has a single rate and interval range: If disease pressure is high, use the shortest interval.</i>
*13.7 fl oz product/A is equivalent to 0.067 lb ai pydiflumetofen and 0.111 lb ai difenoconazole			
<b>Resistance Management:</b>			
<ul style="list-style-type: none"> <li>• <b>DO NOT</b> make more than two consecutive applications of A20259 Crop or other Group 3 and 7 fungicides before alternation with a fungicide that is not in Group 3 or 7.</li> </ul>			
USE RESTRICTIONS			
<ol style="list-style-type: none"> <li>1) Refer to <b>Section 6.1</b> for additional product use restrictions.</li> <li>2) <b>Maximum Single Application Rate:</b> <b>DO NOT</b> exceed the maximum rate listed in the table.</li> <li>3) <b>Minimum Application Interval:</b> 7 days</li> <li>4) <b>Maximum Annual Rate:</b> 41.1 fl oz/A/year (equivalent to 0.202 lb pydiflumetofen and 0.334 lb difenoconazole).           <ol style="list-style-type: none"> <li>a. <b>DO NOT</b> exceed 0.46 lb ai/A/year of difenoconazole.</li> <li>b. <b>DO NOT</b> exceed 0.268 lb ai/A/year of pydiflumetofen.</li> </ol> </li> <li>5) <b>DO NOT</b> make more than 3 applications at the maximum application rate per year.</li> <li>6) <b>Pre-harvest Interval (PHI):</b> 7 days</li> </ol>			

## 7.16 Pecans

Crops (Including all cultivars, varieties, and/or hybrids of these)			
Pecans			
Target Disease	Rate (fl oz/A)	Application Timing	Use Directions
Downy Spot ( <i>Mycosphaerella caryigena</i> ) Liver Spot ( <i>Gnomonia caryae pv pecanae</i> ) Pecan Scab ( <i>Cladosporium caryigenum</i> ) Powdery Mildew ( <i>Microsphaera penicillata</i> ) Vein Spot ( <i>Gnomonia nerviseda</i> ) Zonate Leaf Spot ( <i>Grovesinia pyramidalis</i> )	11- 13.6*	Begin applications prior to disease development.  Continue applications through season on a 14-day interval, following the resistance management guidelines.	[Not for use in California]  Apply by ground or air.  An adjuvant may be added at specified rates.  <i>Optional language if label has a rate range:</i> If disease pressure is high, use the highest rate.  <i>Optional language if label has a single rate and interval range:</i> If disease pressure is high, use the shortest interval.  <i>Optional language if label has a rate range and interval range:</i> If disease pressure is high, use the shortest interval and highest rate.
*11 fl oz product/A is equivalent 0.054 lb ai pydiflumetofen and 0.089 lb ai difenoconazole. *13.6 fl oz product/A is equivalent to 0.067 lb ai pydiflumetofen and 0.111 lb ai difenoconazole.			
<b>Resistance Management:</b>			
<ul style="list-style-type: none"> <li><b>DO NOT</b> make more than two consecutive applications of A20259 Crop or other Group 3 and 7 fungicides before alternation with a fungicide that is not in Group 3 or 7.</li> </ul>			
<b>USE RESTRICTIONS</b>			
<ol style="list-style-type: none"> <li>Refer to <b>Section 6.1</b> for additional product use restrictions.</li> <li><b>Maximum Single Application Rate:</b> <b>DO NOT</b> exceed the maximum rate listed in the table.</li> <li><b>Maximum Number of Applications per Year:</b> <b>DO NOT</b> make more than 4 applications at the maximum application rate per year.</li> <li><b>Minimum Application Interval:</b> 14 days</li> <li><b>Maximum Annual Rate:</b> 54.4 fl oz/A/year (equivalent to 0.442 lb ai/A/year difenoconazole and 0.268 lb ai/A/year pydiflumetofen) <ol style="list-style-type: none"> <li><b>DO NOT</b> apply more than 0.46 lb ai/A/year of difenoconazole.</li> <li><b>DO NOT</b> apply more than 0.268 lb ai/A/year of pydiflumetofen.</li> </ol> </li> <li><b>Pre-harvest Interval (PHI):</b> <b>DO NOT</b> apply after shuck split or within 45 days of harvest.</li> <li>For aerial applications <b>DO NOT</b> apply in less than 10 GPA water.</li> </ol>			

## 7.17 Pistachios

Crops (Including all cultivars, varieties, and/or hybrids of these)			
Pistachios			
Target Disease	Rate (fl oz/A)	Application Timing	Use Directions
<p>Alternaria late blight (<i>Alternaria</i> spp.)</p> <p>Panicle and Shoot Blight (<i>Botryosphaeria dothidea</i>)</p> <p>Septoria leaf spot (<i>S. pistaciarum</i>)</p>	10 – 13.6*	<p>Begin applications prior to disease development.</p> <p>Continue applications through season on a 14- to 21- day interval, following the resistance management guidelines.</p> <p>For Botryosphaeria, begin applications when green leaf tissue becomes visible and continue on a 14- to 21-day interval.</p>	<p>[Not for use in California]</p> <p>Apply by ground or air.</p> <p>An adjuvant may be added at specified rates.</p> <p><i>Optional language if label has a rate range:</i> If disease pressure is high, use the highest rate.</p> <p><i>Optional language if label has a single rate and interval range:</i> If disease pressure is high, use the shortest interval.</p> <p><i>Optional language if label has a rate range and interval range:</i> If disease pressure is high, use the shortest interval and highest rate.</p>
<p>*10 fl oz product is equivalent to 0.049 lb ai pydiflumetofen and 0.081 lb ai difenoconazole. *13.6 fl oz product/A is equivalent to 0.067 lb ai pydiflumetofen and 0.111 lb ai difenoconazole.</p>			
<p><b>Resistance Management:</b></p> <ul style="list-style-type: none"> <li><b>DO NOT</b> make more than two consecutive applications of A20259 Crop or other Group 3 and 7 fungicides before alternation with a fungicide that is not in Group 3 or 7.</li> </ul>			
USE RESTRICTIONS			
<ol style="list-style-type: none"> <li>Refer to <b>Section 6.1</b> for additional product use restrictions.</li> <li><b>Maximum Single Application Rate: DO NOT</b> exceed the maximum rate listed in the table.</li> <li><b>Minimum Application Interval:</b> 14 days</li> <li><b>Maximum Number of Applications per Year: DO NOT</b> make more than 4 applications at the maximum application rate per year.</li> <li><b>Maximum Annual Rate:</b> 54.4 fl oz/A/year (equivalent to 0.442 lb ai/A/year difenoconazole and 0.268 lb ai/A/year pydiflumetofen) <ol style="list-style-type: none"> <li><b>DO NOT</b> apply more than 0.46 lb ai/A/year of difenoconazole.</li> <li><b>DO NOT</b> apply more than 0.268 lb ai/A/year of pydiflumetofen.</li> </ol> </li> <li><b>Pre-harvest Interval (PHI):</b> 14 day</li> <li>For aerial applications <b>DO NOT</b> apply in less than 10 GPA water.</li> </ol>			



## 7.18 Pome Fruit Crop Group 11-10

Crops (Including all cultivars, varieties, and/or hybrids of these)			
Apple	Mayhaw	Quince	
Azarole	Medlar	Quince, Chinese	
Crabapple	Pear	Quince, Japanese	
Loquat	Pear, Asian	Tejocote	
Target Disease	Rate (fl oz/A)	Application Timing	Use Directions
<p>Alternaria blotch (<i>Alternaria</i> spp.)</p> <p>Brooks fruit spot (<i>Mycosphaerella pomi</i>)</p> <p>Cedar apple rust (<i>Gymnosporangium juniperi-virginianae</i>)</p> <p>Flyspeck (<i>Zygophiala jamacaicensis</i> (Formerly known as <i>Schizothyrium pomi</i>)</p> <p>Powdery mildew (<i>Podosphaera leucotricha</i>)</p> <p>Quince rust (<i>Gymnosporangium</i> spp.)</p> <p>Scab (<i>Venturia</i> spp.)</p> <p>Sooty blotch (<i>Gloeodes pomigena</i>)</p>	7.3 – 8*	<p>Begin applications prior to disease development.</p> <p>Scab – Protective Spray Schedule: Apply every 7-10 days starting at ¼ to ½ inch green tip or when environmental conditions become conducive for scab. Continue through petal fall until the threat of primary scab is complete. For resistance management, combine A20259 Crop with a protectant fungicide registered to control scab beginning at bloom.</p> <p>Scab – Curative Spray Schedule: Use a forecasting system beginning at green tip. Apply within 48 hours of the onset of an infection period. Apply a follow up spray within 7 days. For resistance management, combine A20259 Crop with a protectant fungicide registered to control scab beginning at bloom.</p> <p>Scab – Calendar spray Apply the specified high rate of A20259 Crop on a 14 day interval beginning at pink.</p> <p>Rusts, leafspots, summer diseases – Begin applications preventively. Apply A20259 Crop alone or in combination with other non-Group 7 fungicides.</p> <p>Continue applications through season on a 7-day interval, following the</p>	<p>[Not for use in California]</p> <p>Apply by ground or air.</p> <p>An adjuvant may be added at specified rates.</p> <p><i>Optional language if label has a rate range:</i> If disease pressure is high, use the highest rate.</p> <p><i>Optional language if label has a single rate and interval range:</i> If disease pressure is high, use the shortest interval.</p> <p><i>Optional language if label has a rate range and interval range:</i> If disease pressure is high, use the shortest interval and highest rate.</p>

		resistance management guidelines.	
<p>* 7.3 fl oz product/A is equivalent to 0.036 lb ai pydiflumetofen and 0.059 lb ai difenoconazole.          * 8 fl oz product/A is equivalent to 0.039 lb ai pydiflumetofen and 0.065 lb ai difenoconazole.</p>			
<p><b>Resistance Management:</b></p> <ul style="list-style-type: none"> <li>• <b>DO NOT</b> make more than two consecutive applications of A20259 Crop or other Group 3 and 7 fungicides before alternation with a fungicide that is not in Group 3 or 7.</li> </ul>			
<p><b>USE RESTRICTIONS</b></p>			
<ol style="list-style-type: none"> <li>1) Refer to <b>Section 6.1</b> for additional product use restrictions.</li> <li>2) <b>Maximum Single Application Rate: DO NOT</b> exceed the maximum rate listed in the table.</li> <li>3) <b>Maximum Number of Applications per Year: DO NOT</b> make more than 4 applications at the maximum application rate per year.</li> <li>4) <b>Minimum Application Interval:</b> 7 days</li> <li>5) <b>Maximum Annual Rate:</b> 36.0 fl oz/A/year (equivalent to 0.293 lb ai/A/year difenoconazole and 0.177 lb ai/A/year pydiflumetofen)             <ol style="list-style-type: none"> <li>a. <b>DO NOT</b> apply more than 0.33 lb ai/A/year of difenoconazole.</li> <li>b. <b>DO NOT</b> apply more than 0.177 lb ai/A/year of pydiflumetofen.</li> </ol> </li> <li>6) <b>Pre-harvest Interval (PHI):</b> 30 day</li> <li>7) For aerial applications <b>DO NOT</b> apply in less than 10 GPA water.</li> </ol>			

## 7.19 Potato

Crop (Including all cultivars and/or varieties of these)			
Potato			
Target Disease	Rate (fl oz/A)	Application Timing	Use Directions
Black dot ( <i>Colletotrichum coccodes</i> ) Brown spot ( <i>Alternaria alternata</i> ) Early blight ( <i>Alternaria solani</i> ) Powdery mildew ( <i>Erysiphe cichoracearum</i> , <i>Leveillula taurica</i> ) Septoria leafspot ( <i>S. lycopersici</i> )  <b>Suppression:</b> Gray mold ( <i>Botrytis cinerea</i> )	9 - 14*	Begin applications prior to disease development.  For gray mold, apply 14 fl oz/A at early flowering.  Continue applications through season on a 7- to 14-day interval, following the resistance management guidelines.	[Not for use in California]  Apply by ground, air, or chemigation.  An adjuvant may be added at specified rates.  <i>Optional language if label has a rate range:</i> If disease pressure is high, use the highest rate.  <i>Optional language if label has a single rate and interval range:</i> If disease pressure is high, use the shortest interval.
White mold ( <i>Sclerotinia</i> spp.)	14*	Apply at or before row closure followed by a second application 14 days later.	<i>Optional language if label has a rate range and interval range:</i> If disease pressure is high, use the shortest interval and highest rate.  Apply in sufficient volume of water to ensure good coverage.
*9 fl oz product/A is equivalent to 0.044 lb ai pydiflumetofen and 0.073 lb ai difenoconazole. *14 fl oz product/A is equivalent to 0.069 lb ai pydiflumetofen and 0.114 lb ai difenoconazole.			
<b>Resistance Management:</b> <ul style="list-style-type: none"> <li>• <b>DO NOT</b> make more than two consecutive applications of A20259 Crop or other Group 3 and 7 fungicides before alternation with a fungicide that is not in Group 3 or 7.</li> </ul>			
<b>USE RESTRICTIONS</b>			
1) Refer to <b>Section 6.1</b> for additional product use restrictions. 2) <b>Maximum Single Application Rate: DO NOT</b> exceed the maximum rate listed in the table. 3) <b>Maximum Number of Applications per Year: DO NOT</b> make more than 4 applications at the maximum application rate per year. 4) <b>Minimum Application Interval:</b> 7 days 5) <b>Maximum Annual Rate:</b> 56 fl oz/A/year (equivalent to 0.46 lb ai/A/year difenoconazole and 0.28 lb ai/A/year pydiflumetofen) <ol style="list-style-type: none"> <li><b>DO NOT</b> apply more than 0.46 lb ai/A/year of difenoconazole.</li> <li><b>DO NOT</b> apply more than 0.337 lb ai/A/year of pydiflumetofen.</li> </ol> 6) <b>Pre-harvest Interval (PHI):</b> 14 days 7) <b>DO NOT</b> harvest tops of potato for feed or food. 8) Use a minimum of 15 gal/A of water for ground applications. 9) For chemigation, apply in 0.1-0.25 inches/A of water.			

## 7.20 Root Vegetables, Crop Subgroup 1A

<b>Crops</b> [See Sugar Beets Directions under Separate Table]			
Beet, garden	Ginseng	Rutabaga	
Burdock, edible	Horseradish	Salsify	
Carrot	Parsley, turnip-rooted	Salsify, black	
Celeriac	Parsnip	Salsify, Spanish	
Chervil, turnip-rooted	Radish	Skirret	
Chicory	Radish, oriental	Turnip	
<b>Target Disease</b>	<b>Rate (fl oz/A)</b>	<b>Application Timing</b>	<b>Use Directions</b>
Alternaria Leaf Blight ( <i>Alternaria dauci</i> )	11 – 13.6*	Begin applications prior to disease development.	[Not for use in California]
Cercospora Leaf Spot ( <i>Cercospora carotae</i> )		Continue applications through season on a 7- to 10-day interval, following the resistance management guidelines.	Apply by ground or air.
Powdery Mildew ( <i>Erysiphe</i> spp.)			An adjuvant may be added at specified rates.
Southern Blight ( <i>Sclerotium rolfsii</i> )			<i>Optional language if label has a rate range:</i> If disease pressure is high, use the highest rate.
<b>Suppression Only:</b>	13.6		<i>Optional language if label has a single rate and interval range:</i> If disease pressure is high, use the shortest interval.
Cercospora leaf spot ( <i>Cercospora</i> spp.)			
Rust ( <i>Uromyces betae</i> , <i>Puccinia helianthi</i> )			<i>Optional language if label has a rate range and interval range:</i> If disease pressure is high, use the shortest interval and highest rate.
White mold ( <i>Sclerotium rolfsii</i> )			
*5.1 fl oz product/A is equivalent 0.025 lb ai pydiflumetofen and 0.041 lb ai difenoconazole.			
*11 fl oz product/A is equivalent 0.053 lb ai pydiflumetofen and 0.089 lb ai difenoconazole.			
*13.6 fl oz product/A is equivalent to 0.067 lb ai pydiflumetofen and 0.111 lb ai difenoconazole.			
<b>Resistance Management:</b>			
<ul style="list-style-type: none"> <li>• <b>DO NOT</b> make more than two consecutive applications of A20259 Crop or other Group 3 and 7 fungicides before alternation with a fungicide that is not in Group 3 or 7.</li> </ul>			
<b>USE RESTRICTIONS</b>			
<ol style="list-style-type: none"> <li>1) Refer to <b>Section 6.1</b> for additional product use restrictions.</li> <li>2) <b>Maximum Single Application Rate:</b> <b>DO NOT</b> exceed the maximum rate listed in the table.</li> <li>3) <b>Maximum Number of Applications per Year:</b> <b>DO NOT</b> make more than 4 applications at the maximum application rate per year.</li> <li>4) <b>Minimum Application Interval:</b> 7 days</li> <li>5) <b>Maximum Annual Rate:</b> 54.4 fl oz/A/year (equivalent to 0.442 lb ai/A/year difenoconazole and 0.268 lb ai/A/year pydiflumetofen) <ol style="list-style-type: none"> <li>a. <b>DO NOT</b> apply more than 0.46 lb ai/A/year of difenoconazole.</li> <li>b. <b>DO NOT</b> apply more than 0.268 lb ai/A/year of pydiflumetofen.</li> </ol> </li> <li>6) <b>DO NOT</b> harvest tops of carrots or radish for feed or food.</li> <li>7) <b>Pre-harvest Interval (PHI):</b> 7 days</li> </ol>			

## 7.21 Soybean

Crop (Including all cultivars and/or varieties of these)			
Soybean			
Target Disease	Rate (fl oz/A)	Application Timing	Use Directions
Anthracnose ( <i>Colletotrichum truncatum</i> ) Alternaria leaf spot ( <i>Alternaria</i> spp.) Brown spot ( <i>Septoria glycines</i> ) Cercospora blight and leaf spot ( <i>C. kikuchii</i> ) Frogeye leaf spot ( <i>Cercospora sojina</i> ) Pod and stem blight ( <i>Diaporthe phaseolorum</i> ) Powdery Mildew ( <i>Microsphaera diffusa</i> ) Target Spot ( <i>Corynespora cassiicola</i> )	9 – 13.7*	Begin applications prior to disease development.  Continue applications through season on a 7- to 14-day interval, following the resistance management guidelines.	[Not for use in California]  Apply by ground, air, or chemigation.  An adjuvant may be added at specified rates.  <i>Optional language if label has a rate range:</i> If disease pressure is high, use the highest rate.  <i>Optional language if label has a single rate and interval range:</i> If disease pressure is high, use the shortest interval.
Aerial web blight ( <i>Rhizoctinia solani</i> )	13.7		<i>Optional language if label has a rate range and interval range:</i> If disease pressure is high, use the shortest interval and highest rate.
<b>Suppression:</b> White mold ( <i>Sclerotinia sclerotiorum</i> )	13.7*	Make the first application at R1 (early bloom to R2 (full bloom)). If a second application is needed, apply 14 days later at early pod formation (R3).	
Sudden Death Syndrome (SDS) ( <i>Fusarium virguliforme</i> )		For SDS, apply as a directed spray at base of plant approximately 7-14 days after planting.	
*9 fl oz product/A is equivalent to 0.044 lb ai pydiflumetofen and 0.073 lb ai difenoconazole. *13.7 fl oz product/A is equivalent to 0.067 lb ai pydiflumetofen and 0.111 lb ai difenoconazole.			
<b>Resistance Management:</b> <ul style="list-style-type: none"> <li>• <b>DO NOT</b> make more than two consecutive applications of A20259 Crop or other Group 3 and 7 fungicides before alternation with a fungicide that is not in Group 3 or 7.</li> </ul>			
<b>USE RESTRICTIONS</b>			
1. Refer to <b>Section 6.1</b> for additional product use restrictions. 2. <b>Maximum Single Application Rate: DO NOT</b> exceed the maximum rate listed in the table. 3. <b>Maximum Number of Applications per Year: DO NOT</b> make more than 2 applications at the maximum application rate per year. 4. <b>Minimum Application Interval:</b> 7 days 5. <b>Maximum Annual Rate:</b> 27.5 fl oz/A/year (equivalent to 0.22 lb ai/A/year difenoconazole and 0.14 lb ai/A/year pydiflumetofen) <ul style="list-style-type: none"> <li>a <b>DO NOT</b> apply more than 0.22 lb ai/A/year of difenoconazole.</li> <li>b <b>DO NOT</b> apply more than 0.36 lb ai/A/year of pydiflumetofen.</li> </ul> 6. <b>DO NOT feed soybean hay, forage, and silage.</b>			

7. **Pre-harvest Interval (PHI):** 14 days  
 8. For chemigation, apply in 0.1-0.25 inches/A of water.

## 7.22 Stone Fruit, Crop Subgroup 12-12

Crops (Including all cultivars, varieties and/or hybrids of these)		
Apricot	Nectarine	Plum, Chickasaw
Apricot, Japanese	Peach	Plum, Damson
Capulin	Plum	Plum, Japanese
Cherry, black	Plum, American	Plum, Klamath
Cherry, Nanking	Plum, beach	Plumcot
Cherry, sweet	Plum, Canada	Plum, prune
Cherry, tart	Plum, cherry	Sloe
Jujube, Chinese		

Target Disease	Rate (fl oz/A)	Application Timing	Use Directions
Alternaria spot and fruit rot ( <i>A. alternata</i> )	11-13.6*	For Brown rot blossom blight, begin applications at early bloom and continue through petal fall.	[Not for use in California] Apply by ground or air.
Anthracnose ( <i>Colletotrichum</i> spp.)		For Brown rot on fruit, apply as needed a maximum of two sprays during the preharvest period up to the day of harvest (minimum of a 7-day retreatment interval).	An adjuvant may be added at specified rates.
Brown rot blossom blight and fruit rot ( <i>Monilinia fructicola</i> , <i>M. laxa</i> )		If high inoculum and severe disease conditions persist, apply a registered non-Group 3 or 7 fungicide.	<i>Optional language if label has a rate range and interval range:</i> If disease pressure is high, use the shortest interval and highest rate.
Gray mold ( <i>Botrytis cinerea</i> )			
Leaf rust ( <i>Tranzschelia discolor</i> )		For all other diseases, follow the Brown rot blossom blight schedule. Make additional applications on a 7- to 14-day interval from the end of petal fall to harvest, following the resistance management guidelines.	
Powdery mildew ( <i>Sphaerotheca pannosa</i> , <i>Podosphaera clandestina</i> )			
Scab ( <i>Cladosporium carpophilum</i> )			
Shot hole ( <i>Wilsonomyces carpophilus</i> )			

\*11 fl oz product/A is equivalent 0.054 lb ai pydiflumetofen and 0.089 lb ai difenoconazole.

\*13.6 fl oz product/A is equivalent to 0.067 lb ai pydiflumetofen and 0.111 lb ai difenoconazole.

### Resistance Management:

- **DO NOT** make more than two consecutive applications of A20259 Crop or other Group 3 and 7 fungicides before alternation with a fungicide that is not in Group 3 or 7.

### USE RESTRICTIONS

- 1) Refer to **Section 6.1** for additional product use restrictions.
- 2) **Maximum Single Application Rate: DO NOT** exceed the maximum rate listed in the table.

- 3) **Maximum Number of Applications per Year:** **DO NOT** make more than 4 applications at the maximum application rate per year.
- 4) **Minimum Application Interval:** 7 days
- 5) **Maximum Annual Rate:** 54.4 fl oz/A/year (equivalent to 0.442 lb ai/A/year difenoconazole and 0.268 lb ai/A/year pydiflumetofen)
  - a. **DO NOT** apply more than 0.46 lb ai/A/year of difenoconazole.
  - b. **DO NOT** apply more than 0.268 lb ai/A/year of pydiflumetofen.
- 6) **Pre-harvest Interval (PHI):** 0 days
- 7) For aerial applications **DO NOT** apply in less than 10 GPA water.

## 7.23 Sugar Beets

Crops (Including all cultivars, varieties and/or hybrids of these)			
Sugar beet			
Target Disease	Rate (fl oz/A)	Application Timing	Use Directions
Cercospora Leaf Spot ( <i>C. beticola</i> )  Powdery Mildew ( <i>Erysiphe polygoni</i> )	11 – 13.6*	Begin applications prior to disease development.  Continue applications through season on a 7- to 10-day interval, following the resistance management guidelines.	[Not for use in California]  Apply by ground or air.  An adjuvant may be added at specified rates.  <i>Optional language if label has a rate range:</i> If disease pressure is high, use the highest rate.  <i>Optional language if label has a single rate and interval range:</i> If disease pressure is high, use the shortest interval.  <i>Optional language if label has a rate range and interval range:</i> If disease pressure is high, use the shortest interval and highest rate.
*11 fl oz product/A is equivalent 0.054 lb ai pydiflumetofen and 0.089 lb ai difenoconazole. *13.6 fl oz product/A is equivalent to 0.067 lb ai pydiflumetofen and 0.111 lb ai difenoconazole.			
<b>Resistance Management:</b>			
<ul style="list-style-type: none"> <li>• <b>DO NOT</b> make more than two consecutive applications of A20259 Crop or other Group 3 and 7 fungicides before alternation with a fungicide that is not in Group 3 or 7.</li> </ul>			
USE RESTRICTIONS			
<ol style="list-style-type: none"> <li>1) Refer to <b>Section 6.1</b> for additional product use restrictions.</li> <li>2) <b>Maximum Single Application Rate:</b> <b>DO NOT</b> exceed the maximum rate listed in the table.</li> <li>3) <b>Maximum Number of Applications per Year:</b> <b>DO NOT</b> make more than 4 applications at the maximum application rate per year.</li> <li>4) <b>Minimum Application Interval:</b> 7 days</li> <li>5) <b>Maximum Annual Rate:</b> 54.4 fl oz/A/year (equivalent to 0.442 lb ai/A/year difenoconazole and 0.268 lb ai/A/year pydiflumetofen)           <ol style="list-style-type: none"> <li>a. <b>DO NOT</b> apply more than 0.46 lb ai/A/year of difenoconazole.</li> <li>b. <b>DO NOT</b> apply more than 0.268 lb ai/A/year of pydiflumetofen.</li> </ol> </li> <li>6) <b>Pre-harvest Interval (PHI):</b> 7 day</li> </ol>			

## 7.24 Tomato

Crops (Including all cultivars and/or varieties of these)			
Bush Tomato Currant Tomato	Tomatillo Tomato	Tree Tomato	
Target Disease	Rate (fl oz/A)	Application Timing	Use Directions
Black mold ( <i>A. alternata</i> ) Early blight ( <i>Alternaria solani</i> ) Gray leafspot ( <i>Stemphylium botryosum</i> ) Leaf mold ( <i>Fulvia fulva</i> ) Powdery mildew ( <i>Leveillula taurica</i> ) Septoria leafspot ( <i>S. lycopersici</i> ) Target spot ( <i>Corynespora cassiicola</i> )  <u><b>Suppression:</b></u> Anthracnose ( <i>Colletotrichum</i> spp.) Gray mold ( <i>Botrytis cinerea</i> ) White mold ( <i>Sclerotinia</i> spp.)	9 - 14*	Begin applications prior to disease development.  Continue applications through season on a 7- to 14-day interval, following resistance management guidelines.	[Not for use in California]  Apply by ground, air or chemigation.  An adjuvant may be added at specified rates.  <i>Optional language if label has a rate range:</i> If disease pressure is high, use the highest rate.  <i>Optional language if label has a single rate and interval range:</i> If disease pressure is high, use the shortest interval.  <i>Optional language if label has a rate range and interval range:</i> If disease pressure is high, use the shortest interval and highest rate.  For suppression, use highest rate.
*9 fl oz product/A is equivalent to 0.044 lb ai pydiflumetofen and 0.073 lb ai difenoconazole. *14 fl oz product/A is equivalent to 0.069 lb ai pydiflumetofen and 0.114 lb ai difenoconazole.			
<b>Resistance Management:</b> <ul style="list-style-type: none"> <li>• <b>DO NOT</b> make more than two consecutive applications of A20259 Crop or other Group 3 and 7 fungicides before alternation with a fungicide that is not in Group 3 or 7.</li> </ul>			
<b>USE RESTRICTIONS</b>			
1) Refer to <b>Section 6.1</b> for additional product use restrictions. 2) <b>DO NOT use on greenhouse-grown tomatoes.</b> 3) <b>Maximum Single Application Rate:</b> <b>DO NOT</b> exceed the maximum rate listed in the table. 4) <b>Maximum Number of Applications per Year:</b> <b>DO NOT</b> make more than 3 applications at the maximum application rate per year. 5) <b>Minimum Application Interval:</b> 7 days 6) <b>Maximum Annual Rate:</b> 45.2 fl oz/A/year (equivalent to 0.37 lb ai/A/year difenoconazole and 0.22 lb ai/A/year pydiflumetofen) <ol style="list-style-type: none"> <li><b>DO NOT</b> apply more than 0.46 lb ai/A/year of difenoconazole.</li> <li><b>DO NOT</b> apply more than 0.223 lb ai/A/year of pydiflumetofen.</li> </ol> 7) <b>Pre-harvest Interval (PHI):</b> 0 days 8) Use a minimum of 15 gal/A of water for ground applications. 9) For chemigation, apply in 0.1-0.25 inches/A of water.			



## 7.25 Tree Nuts, Crop Group 14-12

Crops (Including all cultivars, varieties and/or hybrids of these) [See Almond, Filbert, Pecan and Pistachio Directions under Separate Tables]			
African nut-tree	Coconut	Okari nut	
Beechnut	Coquito nut	Pachira nut	
Brazil nut	Dika nut	Peach palm nut	
Brazilian pine	Ginkgo	Pequi	
Bunya	Guiana chestnut	Pili nut	
Bur oak	Heartnut	Pine nut	
Butternut	Hickory nut	Sapucaia nut	
Cajou nut	Japanese horse-chestnut	Tropical almond	
Candlenut	Macadamia nut	Walnut, black	
Cashew	Mongongo nut	Walnut, English	
Chestnut	Monkey-pot	Yellowhorn	
Chinquapin	Monkey puzzle nut		
Target Disease	Rate fl oz/A	Application Timing	Use Directions
Alternaria Leaf and Fruit Spot ( <i>Alternaria alternata</i> ) Anthracnose ( <i>Colletotrichum acutatum</i> , <i>Glomerella cingulata</i> ) Late Blight ( <i>Alternaria alternata</i> ) Scab ( <i>Cladosporium carpophilum</i> ) Septoria Leaf Spot ( <i>Septoria pistaciarum</i> ) Shot Hole ( <i>Wilsonomyces carpophilus</i> )	11-13.6*	Begin applications prior to disease development.  Continue applications through season on a 14-day interval, following the resistance management guidelines.	[Not for use in California]  Apply by ground or air.  An adjuvant may be added at specified rates.  <i>Optional language if label has a rate range:</i> If disease pressure is high, use the highest rate.  <i>Optional language if label has a single rate and interval range:</i> If disease pressure is high, use the shortest interval.  <i>Optional language if label has a rate range and interval range:</i> If disease pressure is high, use the shortest interval and highest rate.
*11 fl oz product/A is equivalent to 0.054 lb ai pydiflumetofen and 0.089 lb ai difenoconazole. *13.6 fl oz product/A is equivalent to 0.067 lb ai pydiflumetofen and 0.111 lb ai difenoconazole.			
<b>Resistance Management:</b> <ul style="list-style-type: none"> <li>• <b>DO NOT</b> make more than two consecutive applications of A20259 Crop or other Group 3 and 7 fungicides before alternation with a fungicide that is not in Group 3 or 7.</li> </ul>			
<b>USE RESTRICTIONS</b>			
1) Refer to <b>Section 6.1</b> for additional product use restrictions. 2) <b>Maximum Single Application Rate:</b> <b>DO NOT</b> exceed the maximum rate listed in the table. 3) <b>Maximum Number of Applications per Year:</b> <b>DO NOT</b> make more than 4 applications at the maximum application rate per year. 4) <b>Minimum Application Interval:</b> 14 days 5) <b>Maximum Annual Rate:</b> 54.4 fl oz/A/year (equivalent to 0.442 lb ai/A/year difenoconazole and 0.268 lb ai/A/year pydiflumetofen) <ol style="list-style-type: none"> <li><b>DO NOT</b> apply more than 0.46 lb ai/A/year of difenoconazole.</li> <li><b>DO NOT</b> apply more than 0.268 lb ai/A/year of pydiflumetofen.</li> </ol> 6) <b>Pre-harvest Interval (PHI):</b> 14 day 7) For aerial applications <b>DO NOT</b> apply in less than 10 GPA water.			

## 7.26 Tuberos and Corm Vegetables, Crop Subgroup 1C

Crops (Including all cultivars, varieties and/or hybrids of these) [See Potato directions under Separate Table]			
Arracacha	Chayote (root)	Sweet potato	
Arrowroot	Chufa	Tanier	
Artichoke (Chinese and Jerusalem)	Dasheen (Taro)	Turmeric	
Canna (edible)	Ginger	Yam (bean and true)	
Cassava (bitter and sweet)	Leren		
Target Disease	Rate (fl oz/A)	Application Timing	Use Directions
Ascochyta leaf spot ( <i>A. cynarae</i> ) Brown spot ( <i>Alternaria alternata</i> ) Early blight ( <i>Alternaria</i> spp.) Powdery mildew ( <i>Erysiphe cichoracearum</i> ) Septoria leaf spot ( <i>Septoria</i> spp.)	9 - 14*	Begin applications prior to disease development.  Continue applications through season on a 7- to 14-day interval, following the resistance management guidelines.	[Not for use in California]  Apply by ground, air, or chemigation.  An adjuvant may be added at specified rates.  <i>Optional language if label has a rate range:</i> If disease pressure is high, use the highest rate.  <i>Optional language if label has a single rate and interval range:</i> If disease pressure is high, use the shortest interval.  <i>Optional language if label has a rate range and interval range:</i> If disease pressure is high, use the shortest interval and highest rate.
White mold ( <i>Sclerotinia</i> spp.)	14*	Apply at early flowering, followed by a second application 14 days later.	Apply in sufficient volume of water to ensure good coverage.
*9 fl oz product/A is equivalent to 0.044 lb ai pydiflumetofen and 0.073 lb ai difenoconazole. *14 fl oz product/A is equivalent to 0.069 lb ai pydiflumetofen and 0.114 lb ai difenoconazole.			
<b>Resistance Management:</b>			
<ul style="list-style-type: none"> <li>• <b>DO NOT</b> make more than two consecutive applications of A20259 Crop or other Group 3 and 7 fungicides before alternation with a fungicide that is not in Group 3 or 7.</li> </ul>			
<b>USE RESTRICTIONS</b>			
<ol style="list-style-type: none"> <li>1) Refer to <b>Section 6.1</b> for additional product use restrictions.</li> <li>2) <b>Maximum Single Application Rate:</b> <b>DO NOT</b> exceed the maximum rate listed in the table.</li> <li>3) <b>Maximum Number of Applications per Year:</b> <b>DO NOT</b> make more than 4 applications at the maximum application rate per year.</li> <li>4) <b>Minimum Application Interval:</b> 7 days</li> <li>5) <b>Maximum Annual Rate:</b> 56 fl oz/A/year (equivalent to 0.46 lb ai/A/year difenoconazole and 0.28 lb ai/A/year pydiflumetofen) <ol style="list-style-type: none"> <li>a. <b>DO NOT</b> apply more than 0.46 lb ai/A/year of difenoconazole.</li> <li>b. <b>DO NOT</b> apply more than 0.337 lb ai/A/year of pydiflumetofen.</li> </ol> </li> <li>6) <b>Pre-harvest Interval (PHI):</b> 14 days</li> <li>7) <b>DO NOT</b> harvest tops of tuberos and corm vegetables crop subgroup 1C for feed or food.</li> </ol>			

## 8.0 STORAGE AND DISPOSAL

### STORAGE AND DISPOSAL

Do not contaminate water, food or feed by storage or disposal.

#### **Pesticide Storage**

Keep this product in its tightly closed original container, when not in use. Store in a cool, dry (preferably locked) area that is inaccessible to children and animals.

#### **Pesticide Disposal**

Pesticide wastes may be hazardous. Improper disposal of excess pesticide, spray mixture or rinsate is a violation of Federal Law. If these wastes cannot be disposed of by use according to label instructions, contact your State Pesticide or Environmental Control Agency, or the Hazardous Waste Representative at the nearest EPA Regional Office for guidance.

#### **Container Handling [less than or equal to 5 gallons]**

Non-refillable container. Do not reuse or refill this container. Triple rinse container (or equivalent) promptly after emptying. Triple rinse as follows: Empty the remaining contents into application equipment or a mix tank and drain for 10 seconds after the flow begins to drip. Fill the container  $\frac{1}{4}$  full with water and recap. Shake for 10 seconds. Pour rinsate into application equipment or a mix tank or store rinsate for later use and disposal. Drain for 10 seconds after the flow begins to drip. Repeat this procedure two more times. Then offer for recycling if available or puncture and dispose of in a sanitary landfill, or by incineration, or by other procedures approved by state and local authorities.

#### **Container Handling [greater than 5 gallons]**

Non-refillable container. Do not reuse or refill this container. Triple rinse container (or equivalent) promptly after emptying. Triple rinse as follows: Empty the remaining contents into application equipment or a mix tank. Fill the container  $\frac{1}{4}$  full with water. Replace and tighten closures. Tip container on its side and roll it back and forth, ensuring at least one complete revolution, for 30 seconds. Stand the container on its end and tip it back and forth several times. Turn the container over onto its other end and tip it back and forth several times. Empty the rinsate into application equipment or a mix tank or store rinsate for later use or disposal. Repeat this procedure two more times. Then offer for recycling if available or puncture and dispose of in a sanitary landfill, or by incineration, or by other procedures approved by state and local authorities.

#### **Container Handling (greater than 5 gallons)**

Refillable container. Refill this container with pesticide only. Do not reuse the container for any other purpose. Cleaning the container before final disposal is the responsibility of the person disposing of the container. Cleaning before refilling is the responsibility of the refiller. To clean container before final disposal, empty the remaining contents from this container into application equipment or mix tank. Fill the container about 10 percent full with water. Agitate vigorously or recirculate water with the pump for 2 minutes. Pour or pump rinsate into application equipment or rinsate collection system. Repeat this rinsing procedure two more times. Then offer for recycling if available or puncture and dispose of in a sanitary landfill, or by incineration, or by other procedures approved by state and local authorities.

**CONTAINER IS NOT SAFE FOR FOOD, FEED OR DRINKING WATER.**

## **9.0 CONDITIONS OF SALE AND LIMITATION OF WARRANTY AND LIABILITY**

**NOTICE:** Read the entire Directions for Use and Conditions of Sale and Limitation of Warranty and Liability before buying or using this product. If the terms are not acceptable, return the product at once, unopened, and the purchase price will be refunded.

The Directions for Use of this product must be followed carefully. It is impossible to eliminate all risks inherently associated with the use of this product. Crop injury, ineffectiveness or other unintended consequences may result because of such factors as manner of use or application, weather or crop conditions, presence of other materials or other influencing factors in the use of the product, which are beyond the control of SYNGENTA CROP PROTECTION, LLC or Seller. To the extent permitted by applicable law, Buyer and User agree to hold SYNGENTA and Seller harmless for any claims relating to such factors.

SYNGENTA warrants that this product conforms to the chemical description on the label and is reasonably fit for the purposes stated in the Directions for Use, subject to the inherent risks referred to above, when used in accordance with directions under normal use conditions. To the extent permitted by applicable law: (1) this warranty does not extend to the use of the product contrary to label instructions, or under conditions not reasonably foreseeable to or beyond the control of Seller or SYNGENTA, and (2) Buyer and User assume the risk of any such use. **TO THE EXTENT PERMITTED BY APPLICABLE LAW, SYNGENTA MAKES NO WARRANTIES OF MERCHANTABILITY OR OF FITNESS FOR A PARTICULAR PURPOSE NOR ANY OTHER EXPRESS OR IMPLIED WARRANTY EXCEPT AS WARRANTED BY THIS LABEL.**

To the extent permitted by applicable law, in no event shall SYNGENTA be liable for any incidental, consequential or special damages resulting from the use or handling of this product. **TO THE EXTENT PERMITTED BY APPLICABLE LAW, THE EXCLUSIVE REMEDY OF THE USER OR BUYER, AND THE EXCLUSIVE LIABILITY OF SYNGENTA AND SELLER FOR ANY AND ALL CLAIMS, LOSSES, INJURIES OR DAMAGES (INCLUDING CLAIMS BASED ON BREACH OF WARRANTY, CONTRACT, NEGLIGENCE, TORT, STRICT LIABILITY OR OTHERWISE) RESULTING FROM THE USE OR HANDLING OF THIS PRODUCT, SHALL BE THE RETURN OF THE PURCHASE PRICE OF THE PRODUCT OR, AT THE ELECTION OF SYNGENTA OR SELLER, THE REPLACEMENT OF THE PRODUCT.**

SYNGENTA and Seller offer this product, and Buyer and User accept it, subject to the foregoing Conditions of Sale and Limitation of Warranty and Liability, which may not be

modified except by written agreement signed by a duly authorized representative of SYNGENTA.

---

## 10.0 APPENDIX

### 10.1 A20259 Crop Rate Conversion Chart (for use with Section 7.0)

Fl oz product/acre	Lb ai pydiflumetofen	Lb ai difenoconazole	Acres treated per gallon
5.1	0.025	0.041	25.1
7.3	0.036	0.059	17.5
9.0	0.044	0.073	14.2
9.1	0.044	0.073	14.2
10.0	0.049	0.081	12.8
10.3	0.051	0.084	12.4
10.5	0.052	0.085	12.2
11.0	0.054	0.089	11.6
11.4	0.056	0.093	11.2
12.0	0.059	0.098	10.7
12.8	0.063	0.104	10.0
13.6	0.067	0.111	9.4
13.7	0.067	0.111	9.3
14.0	0.069	0.114	9.1
15.2	0.075	0.124	8.4

## 10.2 [Optional Table] A20259 Crop Use Summary Table

**IMPORTANT:** The table below is a summary of the Crop Use Directions for A20259 Crop. However, it is important for the user to read and follow the complete instructions contained within this label.

Crop or Crop Group or Subgroup, with examples	Maximum Rate DFZ per Application (lb ai/A)	Maximum Rate PYD per Application (lb ai/A)	Minimum Application Interval (days)	Pre-Harvest Interval (PHI)	Maximum Rate per Year DFZ (lb ai/A)	Maximum Rate per Year PYD (lb ai/A)
Almonds	0.111	0.067	14	14	0.442	0.268
Brassica Head and Stem Vegetable Crop Group 5-16	0.111	0.067	7	1	0.46	0.28
Brassica Leafy Greens Subgroup 4-16B	0.111	0.067	7	1	0.46	0.28
Bulb Vegetables, Crop Group 3-07, Dried Bulb	0.111	0.067	7	7	0.46	0.28
Bulb Vegetables, Crop Group 3-07, Green	0.111	0.067	7	7	0.34	0.21
Berry, low Growing Subgroup 13-07G (except cranberry)	0.111	0.067	7	0	0.442	0.268
Bushberry Subgroup 13-07B	0.111	0.067	7	7	0.442	0.268
Citrus Fruit, Crop Group 10-10	0.124	0.075	7	0	0.496	0.30
Cotton (Cottonseed Subgroup 20C)	0.111	0.067	14	45	0.333	0.201
Cucurbit Vegetables (Crop Group 9): cucumber, muskmelon, summer squash	0.114	0.069	7	0	0.37	0.22
Dried Shelled Peas and Beans (Crop Subgroup 6C): lima bean, field pea	0.114	0.069	14	14	0.46 For pea vines and hay: 0.23	0.28 For pea vines and hay: 0.14
Filberts hazelnuts	0.111	0.067	14	14	0.442	0.268

<b>Fruiting vegetables (Crop Group 8-10):</b> bell pepper, egg plant	0.114	0.069	7	0	0.37	0.22
<b>Grape and Small Fruit Vine Climbing Subgroup (except Fuzzy Kiwifruit), Crop Subgroup 13-07F:</b>	0.114	0.069	14	14	0.46	0.28
<b>Leaves of Root and Tuber Vegetables Crop Group 2</b>	0.111	0.067	7	7	0.46	0.268
<b>Pecans</b>	0.111	0.067	14	45	0.442	0.268
<b>Pistachios</b>	0.111	0.067	14	14	0.442	0.268
<b>Pome Fruit, Crop Group 11-10</b>	0.065	0.039	7	30	0.293	0.177
<b>Potato</b>	0.114	0.069	7	14	0.46	0.28
<b>Rapeseed Crop Subgroup 20A:</b> canola	0.114	0.069	na	30	0.114	0.069
<b>Root Vegetables, Crop Subgroup 1A</b>	0.111	0.067	7	7	0.442	0.268
<b>Soybean</b>	0.111	0.067	7	14	0.22	0.14
<b>Stone Fruit, Crop Group 12-12</b>	0.111	0.067	7	0	0.442	0.268
<b>Sugar Beets</b>	0.111	0.067	7	7	0.442	0.268
<b>Tomato</b>	0.114	0.069	7	0	0.37	0.22
<b>Tree Nuts, Crop Group 14-12</b>	0.111	0.067	14	14	0.442	0.268
<b>Tuberous and Corm Vegetables, except Potato (Crop Subgroup 1C):</b>	0.114	0.069	7	14	0.46	0.28

Miravis®, Adepidyn™, Plant Performance™, and the ALLIANCE FRAME the SYNGENTA Logo and the PURPOSE ICON are Trademarks of a Syngenta Group Company  
©201X Syngenta

For non-emergency (e.g. current product information), call  
Syngenta Crop Protection at 1-800-334-9481.

Manufactured for:  
Syngenta Crop Protection, LLC  
P.O. Box 18300  
Greensboro, North Carolina 27419-8300

---

**SUPPLEMENTAL LABELING**

---

**Syngenta Crop Protection, LLC**  
P. O. Box 18300  
Greensboro, North Carolina 27419-8300  
**SCP**

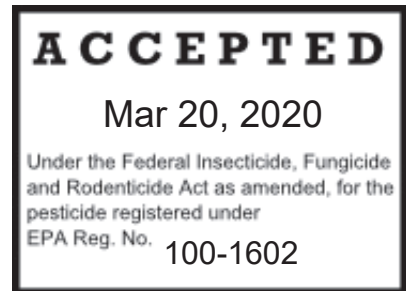
<b>DIFENCONAZOLE</b>	<b>GROUP</b>	<b>3</b>	<b>FUNGICIDE</b>
<b>PYDIFLUMETOFEN</b>	<b>GROUP</b>	<b>7</b>	<b>FUNGICIDE</b>

**A20259 Crop**

[Alternate brand names: Miravis® Duo, Miravis® Top]

Fungicide

An ADEPIDYN™ brand fungicide



**This supplemental label expires on 3/12/2023 and must not be used or distributed after this date.**

Active Ingredients:

Pydiflumetofen\* : ..... 6.9%

Difenoconazole\*\* : ..... 11.5%

---

Other Ingredients: ..... 81.6%

---

Total: ..... 100.0%

\*CAS No. 1228284-64-7

\*\*CAS No. 119446-68-3

A20259 Crop is formulated as a suspension concentrate and contains 0.63 lb of pydiflumetofen and 1.04 lb difenoconazole per gallon.

**KEEP OUT OF REACH OF CHILDREN.**

## **CAUTION**

See additional precautionary statements and directions for use inside booklet.

**EPA Reg. No. 100-1602**

**All applicable directions, restrictions and precautions on the EPA registered label are to be followed. Before using Inspire as permitted according to this supplemental label, read and follow all applicable directions, restrictions, and precautions on the EPA registered label on or attached to the pesticide product container. This Supplemental Labeling contains revised use instructions and or restrictions that may be different from those that appear on the container label. This Supplemental Labeling must be in the possession of the user at the time of pesticide application. It is a violation of Federal law to use this product in a manner inconsistent with its labeling.**

**syngenta**



## DIRECTIONS FOR USE

### Leaves of Root and Tuber Vegetables Crop Group 2

Crops (Including cultivars and/or varieties of these)			
Beet, garden	Chervil, turnip-rooted	Rutabaga	
Beet, sugar	Chicory	Salsify, black	
Burdock, edible	Dasheen (taro)	Sweet potato	
Carrot	Parsnip	Tanier (cocoyam)	
Cassava, bitter and sweet	Radish	Turnip	
Celeriac (celery root)	Radish, oriental (daikon)	Yam, true	
Target Disease	Rate fl oz/A (lb ai/A)	Application Timing	Use Directions
Alternaria Leaf Blight <i>(Alternaria dauci)</i> Cercospora Leaf Spot <i>(C. beticola)</i> Powdery Mildew <i>(Erysiphe polygoni)</i>	13.7*	Begin applications prior to disease development.  Continue applications through season on a 7- to 10-day interval, following the resistance management guidelines	[Not for use in California]  Apply by ground, air, or chemigation.  An adjuvant may be added at specified rates.  <i>Optional language if label has a single rate and interval range: If disease pressure is high, use the shortest interval.</i>
*13.7 fl oz product/A is equivalent to 0.067 lb ai pydiflumetofen and 0.111 lb ai difenoconazole			
<b>Resistance Management:</b>			
<ul style="list-style-type: none"> <li>• <b>DO NOT</b> make more than two consecutive applications of A20259 Crop or other Group 3 and 7 fungicides before alternation with a fungicide that is not in Group 3 or 7.</li> </ul>			
USE RESTRICTIONS			
<ol style="list-style-type: none"> <li>1) Refer to <b>Section 6.1</b> for additional product use restrictions.</li> <li>2) <b>Maximum Single Application Rate: DO NOT</b> exceed the maximum rate listed in the table.</li> <li>3) <b>Minimum Application Interval:</b> 7 days</li> <li>4) <b>Maximum Annual Rate:</b> 41.1 fl oz/A/year (equivalent to 0.202 lb pydiflumetofen and 0.334 lb difenoconazole).               <ol style="list-style-type: none"> <li>a. <b>DO NOT</b> exceed 0.46 lb ai/A/year of difenoconazole.</li> <li>b. <b>DO NOT</b> exceed 0.268 lb ai/A/year of pydiflumetofen.</li> </ol> </li> <li>5) <b>DO NOT</b> make more than 3 applications at the maximum application rate per year.</li> <li>6) <b>Pre-harvest Interval (PHI):</b> 7 days</li> </ol>			

## Root Vegetables, Crop Subgroup 1A

<b>Crops</b> [See Sugar Beets Directions under Separate Table]			
Beet, garden	Ginseng	Rutabaga	
Burdock, edible	Horseradish	Salsify	
Carrot	Parsley, turnip-rooted	Salsify, black	
Celeriac	Parsnip	Salsify, Spanish	
Chervil, turnip-rooted	Radish	Skirret	
Chicory	Radish, oriental	Turnip	
<b>Target Disease</b>	<b>Rate (fl oz/A)</b>	<b>Application Timing</b>	<b>Use Directions</b>
Alternaria Leaf Blight ( <i>Alternaria dauci</i> )	11 – 13.6*	Begin applications prior to disease development.	[Not for use in California]
Cercospora Leaf Spot ( <i>Cercospora carotae</i> )		Continue applications through season on a 7- to 10-day interval, following the resistance management guidelines.	Apply by ground or air.
Powdery Mildew ( <i>Erysiphe</i> spp.)			An adjuvant may be added at specified rates.
Southern Blight ( <i>Sclerotium rolfsii</i> )			<i>Optional language if label has a rate range:</i> If disease pressure is high, use the highest rate.
<b><u>Suppression Only:</u></b>	13.6		<i>Optional language if label has a single rate and interval range:</i> If disease pressure is high, use the shortest interval.
Cercospora leaf spot ( <i>Cercospora</i> spp.)			<i>Optional language if label has a rate range and interval range:</i> If disease pressure is high, use the shortest interval and highest rate.
Rust ( <i>Uromyces betae</i> , <i>Puccinia helianthi</i> )			
White mold ( <i>Sclerotium rolfsii</i> )			
*5.1 fl oz product/A is equivalent 0.025 lb ai pydiflumetofen and 0.041 lb ai difenoconazole. *11 fl oz product/A is equivalent 0.053 lb ai pydiflumetofen and 0.089 lb ai difenoconazole. *13.6 fl oz product/A is equivalent to 0.067 lb ai pydiflumetofen and 0.111 lb ai difenoconazole.			
<b>Resistance Management:</b>			
<ul style="list-style-type: none"> <li>• <b>DO NOT</b> make more than two consecutive applications of A20259 Crop or other Group 3 and 7 fungicides before alternation with a fungicide that is not in Group 3 or 7.</li> </ul>			
<b>USE RESTRICTIONS</b>			
<ol style="list-style-type: none"> <li>1) Refer to <b>Section 6.1</b> for additional product use restrictions.</li> <li>2) <b>Maximum Single Application Rate:</b> <b>DO NOT</b> exceed the maximum rate listed in the table.</li> <li>3) <b>Maximum Number of Applications per Year:</b> <b>DO NOT</b> make more than 4 applications at the maximum application rate per year.</li> <li>4) <b>Minimum Application Interval:</b> 7 days</li> <li>5) <b>Maximum Annual Rate:</b> 54.4 fl oz/A/year (equivalent to 0.442 lb ai/A/year difenoconazole and 0.268 lb ai/A/year pydiflumetofen) <ol style="list-style-type: none"> <li>a. <b>DO NOT</b> apply more than 0.46 lb ai/A/year of difenoconazole.</li> <li>b. <b>DO NOT</b> apply more than 0.268 lb ai/A/year of pydiflumetofen.</li> </ol> </li> <li>6) <b>DO NOT</b> harvest tops of carrots or radish for feed or food.</li> <li>7) <b>Pre-harvest Interval (PHI):</b> 7 days</li> </ol>			

©20XX Syngenta

Miravis® and the Syngenta logo are trademarks of a Syngenta Group Company