



100-1393

3/24/2011

10 of 15

	<p align="center"><b>U.S. ENVIRONMENTAL PROTECTION AGENCY</b>  <b>Office of Pesticide Programs</b>  <b>Registration Division (7505P)</b>  <b>Ariel Rios Building</b>  <b>1200 Pennsylvania Ave., NW</b>  <b>Washington, D.C. 20460</b></p>	<p><b>EPA Registration Number:</b>  100-1393</p>	<p><b>Date of Issuance:</b>  MAR 24 2011</p>
<p><b>NOTICE OF PESTICIDE:</b>  <input checked="" type="checkbox"/> Registration  <input type="checkbox"/> Reregistration          (under FIFRA, as amended)</p>		<p><b>Term of Issuance:</b> Conditional</p>	
<p><b>Name of Pesticide Product:</b> Hurricane WDG</p>		<p><b>Name and Address of Registrant (include ZIP Code):</b>           Syngenta Crop Protection, Inc.          P.O. Box 18300          Greensboro, NC          27419-8300</p>	
<p><small>Note: Changes in labeling differing in substance from that accepted in connection with this registration must be submitted to and accepted by the Registration Division prior to use of the label in commerce. In any correspondence on this product, always refer to the above EPA registration number.</small></p>			
<p>On the basis of information furnished by the registrant, the above named pesticide is hereby registered/reregistered under the Federal Insecticide, Fungicide and Rodenticide Act. Registration is in no way to be construed as an endorsement or recommendation of this product by the Agency. In order to protect health and the environment, the Administrator, on his motion, may at any time suspend or cancel the registration of a pesticide in accordance with the Act. The acceptance of any name in connection with the registration of a product under this Act is not to be construed as giving the registrant a right to exclusive use of the name or to its use if it has been covered by others.</p> <p>This product is conditionally registered in accordance with FIFRA sec. 3 (c) (7) (A) provided that you:</p> <ol style="list-style-type: none"> <li>1. Submit/cite all data required for the registration/ reregistration of your product when the Agency requires all registrants of similar products to submit data; and submit acceptable responses required for reregistration of your product under FIFRA section 4.</li> <li>2. Make the following label change: Change the EPA Registration Number to 100-1393</li> </ol> <p align="right">(Continued)</p>			
<p><b>Signature of Approving Official:</b>             Shaja B. Woynner, Product Manager 20          Fungicide Branch          Registration Division (7504P)</p>		<p><b>Date:</b>  MAR 24 2011</p>	

Continued from first page

EPA Registration. Number 100-1393

Labeling changes continued:

- a. On page 2, revise the "First Aid" statements to read: "If swallowed," followed by "If in eyes." "If on skin or clothing" is not required, and therefore optional language. Please reorder as the last statement should you choose to retain.
- b. On page 2, Under "Precautionary Statements" the statement "or absorbed through skin" is optional. Should you choose to retain, please revise to appear after "Avoid contact with eyes....."
- c. On page 3, under "Applicators and other handlers," add the word "exist" after "for washables" in the second sentence of this paragraph.
- d. On page 7, under "Microjet or Drip Irrigation Application," remove the wording "beyond the area intended for treatment," in the last sentence. This also applies to page 9, bullet number 7.

3. Provide the following as conditions of registration:


- a. OPPTS number 830.6317 - storage stability - due July 1, 2011
- b. OPPTS number 830.6320 - corrosion characteristics - due July 1, 2011

4. Submit one (1) copy of the revised final printed label before the product is released for shipment.

If these conditions are not complied with, the registration will be subject to cancellation in accordance with FIFRA sec. 6(e). Your release for shipment of the product constitutes acceptance of these conditions.

A stamped copy of the label is enclosed for your records. If you have any questions, contact Lisa Jones of my team at (703) 308-9424 or jones.lisa@epa.gov.

Sincerely,

  
 Shaja B. Joyner  
 Product Manager (20)  
 Fungicide Branch  
 Registration Division (7504P)

Enclosure: Stamped copy of label  
March 3, 2011 Product chemistry review  
February 11, 2011 Acute toxicity review  

---

March 11, 2011 Acute toxicity review

4 of 15



### Hurricane® WDG

#### Fungicide

For control of certain stem and root diseases of ornamentals grown in greenhouses, lath and shade houses, outdoor field and container nurseries, interiorscapes and other enclosed structures.

Active Ingredients:	
Fludioxonil* .....	32.0%
Mefenoxam** .....	16.0%
<hr/>	
Other Ingredients:	52.0%
Total:	100.0%

\*CAS No. 131341-86-1  
\*\*CAS Nos. 70630-17-0 and 69516-34-3

Hurricane WDG is a water-dispersible granule.

**KEEP OUT OF REACH OF CHILDREN.**

### CAUTION

See additional precautionary statements and directions for use inside booklet.

EPA Reg. No. 100-XXXX

EPA Est.

\_\_\_\_\_ pounds  
Net Weight

**ACCEPTED  
with COMMENTS  
In EPA Letter Dated:  
MAR 24 2011**

*Under the Federal Insecticide,  
Fungicide, and Rodenticide Act,  
as amended, for the pesticide  
registered under EPA Reg. No.*

**100-1393**

<b>FIRST AID</b>	
<b>If swallowed</b>	<ul style="list-style-type: none"> <li>• Call a poison control center or doctor immediately for treatment advice.</li> <li>• Have person sip a glass of water if able to swallow.</li> <li>• Do not induce vomiting unless told to by a poison control center or doctor.</li> <li>• Do not give anything by mouth to an unconscious person.</li> </ul>
<b>If on skin or clothing</b>	<ul style="list-style-type: none"> <li>• Take off contaminated clothing.</li> <li>• Rinse skin immediately with plenty of water for 15-20 minutes.</li> <li>• Call a poison control center or doctor for treatment advice.</li> </ul>
<b>If in eyes</b>	<ul style="list-style-type: none"> <li>• Hold eye open and rinse slowly and gently with water for 15-20 minutes.</li> <li>• Remove contact lenses, if present, after the first 5 minutes, then continue rinsing eye.</li> <li>• Call a poison control center or doctor for treatment advice.</li> </ul>
<b>NOTE TO PHYSICIAN</b>	
If ingested, induce emesis or lavage stomach. Treat symptomatically.	
Have the product container or label with you when calling a poison control center or doctor, or going for treatment.	
<b>HOT LINE NUMBER</b>	
For 24-Hour Medical Emergency Assistance (Human or Animal) or Chemical Emergency Assistance (Spill, Leak, Fire, or Accident), Call <b>1-800-888-8372</b>	

**PRECAUTIONARY STATEMENTS**

**Hazards to Humans and Domestic Animals**

**CAUTION**

Harmful if swallowed or absorbed through skin. Causes moderate eye irritation. Avoid contact with eyes, skin, or clothing. Wash thoroughly with soap and water after handling and before eating, drinking, chewing gum, using tobacco or using the toilet. Remove and wash contaminated clothing before reuse.

**Personal Protective Equipment (PPE)**

Some materials that are chemical-resistant to this product are made of any waterproof material. If you want more options, follow the instructions for Category A on an EPA chemical resistance category selection chart.

**Applicators and other handlers must wear:**

- Long-sleeved shirt and long pants
- Chemical-resistant gloves made of waterproof material
- Shoes plus socks

Follow the manufacturer's instructions for cleaning/maintaining PPE. If no such instructions for washables, use detergent and hot water. Keep and wash PPE separately from other laundry.

**User Safety Recommendations**

**Users should:**

- Wash hands before eating, drinking, chewing gum, using tobacco, or using the toilet.
- Remove clothing/PPE immediately if pesticide gets inside. Then wash thoroughly and put on clean clothing.

**Environmental Hazards**

This product is toxic to fish and aquatic invertebrates. Do not apply directly to water, to areas where surface water is present, or to intertidal areas below the mean high water mark. Do not contaminate water when disposing of equipment wash water or rinsates.

**Groundwater Advisory Statement**

This chemical is known to leach through soil into ground water under certain conditions as a result of agricultural use. Use of this chemical in areas where soils are permeable, particularly where the water table is shallow, may result in ground water contamination.

**Physical or Chemical Hazards**

Do not use or store near heat or open flame.

7 of 15

---

**CONDITIONS OF SALE AND LIMITATION OF WARRANTY AND LIABILITY**

---

**NOTICE:** Read the entire Directions for Use and Conditions of Sale and Limitation of Warranty and Liability before buying or using this product. If the terms are not acceptable, return the product at once, unopened, and the purchase price will be refunded.

The Directions for Use of this product must be followed carefully. It is impossible to eliminate all risks inherently associated with the use of this product. Crop injury, ineffectiveness or other unintended consequences may result because of such factors as manner of use or application, weather or crop conditions, presence of other materials or other influencing factors in the use of the product, which are beyond the control of SYNGENTA CROP PROTECTION, INC. or Seller. To the extent permitted by applicable law, Buyer and User agree to hold SYNGENTA and Seller harmless for any claims relating to such factors.

SYNGENTA warrants that this product conforms to the chemical description on the label and is reasonably fit for the purposes stated in the Directions for Use, subject to the inherent risks referred to above, when used in accordance with directions under normal use conditions. To the extent permitted by applicable law: (1) this warranty does not extend to the use of the product contrary to label instructions or under conditions not reasonably foreseeable to or beyond the control of Seller or SYNGENTA, and, (2) Buyer and User assume the risk of any such use. **TO THE EXTENT PERMITTED BY APPLICABLE LAW, SYNGENTA MAKES NO WARRANTIES OF MERCHANTABILITY OR OF FITNESS FOR A PARTICULAR PURPOSE NOR ANY OTHER EXPRESS OR IMPLIED WARRANTY EXCEPT AS WARRANTED BY THIS LABEL.**

To the extent permitted by applicable law, in no event shall SYNGENTA be liable for any incidental, consequential or special damages resulting from the use or handling of this product. **TO THE EXTENT PERMITTED BY APPLICABLE LAW, THE EXCLUSIVE REMEDY OF THE USER OR BUYER, AND THE EXCLUSIVE LIABILITY OF SYNGENTA AND SELLER FOR ANY AND ALL CLAIMS, LOSSES, INJURIES OR DAMAGES (INCLUDING CLAIMS BASED ON BREACH OF WARRANTY, CONTRACT, NEGLIGENCE, TORT, STRICT LIABILITY OR OTHERWISE) RESULTING FROM THE USE OR HANDLING OF THIS PRODUCT, SHALL BE THE RETURN OF THE PURCHASE PRICE OF THE PRODUCT OR, AT THE ELECTION OF SYNGENTA OR SELLER, THE REPLACEMENT OF THE PRODUCT.**

SYNGENTA and Seller offer this product, and Buyer and User accept it, subject to the foregoing Conditions of Sale and Limitation of Warranty and Liability, which may not be modified except by written agreement signed by a duly authorized representative of SYNGENTA.

## DIRECTIONS FOR USE

It is a violation of Federal law to use this product in a manner inconsistent with its labeling.

Do not apply this product in a way that will contact workers or other persons, either directly or through drift. Only protected handlers may be in the area during application. For any requirements specific to your State or Tribe, consult the agency responsible for pesticide regulation.

### AGRICULTURAL USE REQUIREMENTS

Use this product only in accordance with its labeling and with the Worker Protection Standard, 40 CFR part 170. This Standard contains requirements for the protection of agricultural workers on farms, forests, nurseries, and greenhouses, and handlers of agricultural pesticides. It contains requirements for training, decontamination, notification, and emergency assistance. It also contains specific instructions and exceptions pertaining to the statements on this label about personal protective equipment (PPE) and restricted-entry interval. The requirements in this box only apply to uses of this product that are covered by the Worker Protection Standard.

**Do not enter or allow worker entry into treated areas during the restricted-entry interval (REI) of 48 hours.** Exception: If the product is applied by drenching, the Worker Protection Standard, under certain circumstances, allows workers to enter the treated area if there will be no contact with anything that has been treated.

For early entry to treated areas that is permitted under the Worker Protection Standard and that involves contact with anything that has been treated, such as plants, soil, or water, wear:

- Coveralls
- Chemical-resistant gloves made of any waterproof material
- Shoes plus socks

**FAILURE TO FOLLOW THE DIRECTIONS FOR USE AND PRECAUTIONS ON THIS LABEL MAY RESULT IN CROP INJURY, POOR DISEASE CONTROL, OR ILLEGAL RESIDUES.**



90915

---

## **PRODUCT INFORMATION**

---

### **Mixing Instructions**

Prepare only the amount of spray mixture that is needed for the immediate application. Thoroughly clean spray equipment before using this product. Vigorous agitation is necessary for proper dispersal of the product. Maintain maximum agitation throughout the spraying operation.

Do not let the spray mixture stand overnight in the spray tank. Flush the spray equipment thoroughly following each use and apply the rinsate to a previously treated area.

### **Hurricane WDG Alone**

Add 1/2 of the required amount of water to the mix tank. With the agitator running, add the Hurricane WDG to the tank. Continue agitation while adding the remainder of the water. Begin application of the solution after the Hurricane WDG has completely dispersed into the mix water. Maintain agitation until all of the mixture has been applied.

### **Tank Mix Compatibility**

Hurricane WDG is compatible with most insecticide, fungicide, and foliar nutrients products. However, test the physical compatibility of Hurricane WDG with tank-mix partners before use. To determine the physical compatibility of Hurricane WDG with other products, use a jar test, as described below, or consult with Syngenta company representatives, other users, or university or extension personnel before proceeding.

Using a quart jar, add the proportionate amounts of the products to 1 qt. of water. Add wettable powders and water-dispersible granular products first, then liquid flowables, and emulsifiable concentrates last. After thoroughly mixing, let stand for at least 5 minutes. If the combination remains mixed or can be remixed readily, it is physically compatible. Once compatibility has been proven, use the same procedure for adding required ingredients to the spray tank.

To determine biological compatibility with other products, mix the products in the desired proportions, apply per label directions on a small number of plants and observe for phytotoxicity prior to widespread use.

### **Hurricane WDG + Tank Mixtures**

Add 1/2 of the required amount of water to the mix tank. Start the agitator running before adding any tank mix partners. Add the tank mix partners in this order: products

packaged in water-soluble packaging, wettable powders, wettable granules (dry flowables) such as Hurricane WDG, liquid flowables, liquids and emulsifiable concentrates. Always allow each tank mix partner to become fully dispersed before adding the next product. Provide sufficient agitation while adding the remainder of the water. Maintain agitation until all the mixture has been applied.

**Note:** When using Hurricane WDG in tank mixtures, add all products in water-soluble packaging to the tank before any other tank mix partner, including Hurricane WDG. Allow the water-soluble packaging to completely dissolve and the product(s) to completely disperse before adding any other tank mix partner to the tank.

If using Hurricane WDG in a tank mixture, observe all directions for use, crop/sites, use rates, dilution ratios, precautions, and limitations which appear on the tank mix product label. Do not exceed any label dosage rate, and follow the most restrictive label precautions and limitations. Do not mix this product with any product which prohibits such mixing. Tank mixtures or other applications of products referenced on this label are permitted only in those states in which the referenced products are labeled.

### **Application Instructions for Use in Irrigation Systems**

**Microjet or Drip Irrigation Application:** Apply this product only through microjet or drip irrigation system. Do not apply this product through any other type of irrigation system. An accurate and uniform distribution pattern is necessary for optimal disease control. Where distribution patterns do not overlap sufficiently, unacceptable control may result. Where distribution patterns overlap excessively, injury to desirable plants may result. Do not apply when wind speed favors drift beyond the area intended for treatment.

If you have questions about calibration, you should contact State Extension specialists, equipment manufacturers, or other experts.

Do not connect an irrigation system (including greenhouse systems) used for pesticide application to a public water system unless the pesticide label-prescribed safety devices for public water systems are in place.

A person knowledgeable of the chemigation system and responsible for its operation, or under the supervision of the responsible person, shall shut the system down and make necessary adjustments should the need arise.

The system must contain a functional check valve, vacuum relief valve, and low pressure drain appropriately located on the irrigation pipeline to prevent water source contamination from backflow.

The pesticide injection pipeline must contain a functional, automatic, quick-closing check valve to prevent the flow of fluid back toward the injection pump.

The pesticide injection pipeline must also contain a functional, normally closed, solenoid-operated valve located on the intake side of the injection pump and connected to the system interlock to prevent fluid from being withdrawn from the supply tank when the irrigation system is either automatically or manually shut down.

The system must contain functional interlocking controls to automatically shut off the pesticide injection pump when the water pump motor stops.

The irrigation line or water pump must include a functional pressure switch which will stop the water pump motor when the water pressure decreases to the point where pesticide distribution is adversely affected.

Systems must use a metering pump, such as a positive displacement injection pump (e.g., diaphragm pump) effectively designed and constructed of materials that are compatible with pesticides and capable of being fitted with a system interlock.

Prepare a mixture with a minimum of 1 gal. of water to 4 oz. of Hurricane WDG and inject this mixture into the system. Injecting a larger volume of a more dilute mixture per hour will usually provide more accurate calibration of metering equipment. Maintain sufficient agitation to keep the fungicide in uniform suspension.

Meter into irrigation water during the beginning of the irrigation cycle.

With microjet systems, apply additional water after irrigation is completed to remove residues from the foliage. Apply enough supplemental water to wet the root zones of the plants.

**Specific Instructions for Public Water Systems**

1. Public water system means a system for the provision to the public of piped water for human consumption if such system has at least 15 service connections or regularly serves an average of at least 25 individuals daily at least 60 days out of the year.
2. Chemigation systems connected to public water systems must contain a functional, reduced-pressure zone, back-flow preventer (RPZ) or the functional equivalent in the water supply line upstream from the point of pesticide introduction. As an option to the RPZ, the water from the public water system should be discharged into a reservoir tank prior to pesticide introduction. There shall be a complete physical break (air gap) between the flow outlet end of the fill pipe and the top or overflow rim of the reservoir tank of at least twice the inside diameter of the fill pipe.
3. The pesticide injection pipeline must contain a functional, automatic, quick-closing check-valve to prevent the flow of fluid back toward the injection pump.

4. The pesticide injection pipeline must contain a functional, normally closed, solenoid-operated valve located on the intake side of the injection pump and connected to the system interlock to prevent fluid from being withdrawn from the supply tank when the irrigation system is either automatically or manually shut down.
5. The system must contain functional interlocking controls to automatically shut off the pesticide injection pump when the water pump motor stops, or in cases where there is no water pump, when the water pressure decreases to the point where pesticide distribution is adversely affected.
6. Systems must use a metering pump, such as a positive displacement injection pump (e.g., diaphragm pump), effectively designed and constructed of materials that are compatible with pesticides and capable of being fitted with a system interlock.
7. Do not apply when wind speed favors drift beyond the area intended for treatment.

---

**ORNAMENTALS**

---

Hurricane WDG is a protectant fungicide to be applied as a drench for control of certain stem and root diseases of ornamentals grown in greenhouses, lath and shade houses, outdoor field and container nurseries, interiorscapes and other enclosed structures. Best disease control will be obtained with preventative applications.

Hurricane WDG controls stem and root diseases of ornamentals caused by *Rhizoctonia* spp., *Phytophthora* spp. and *Pythium* spp. when applied as a drench to the root zone of ornamentals or when mixed with potting media before planting or transplanting.

**Note:** Hurricane WDG contains a systemic fungicide which has a specific mode of action. Use of Hurricane WDG could result in development of insensitive strains of fungi. Development of insensitivity cannot be predicted. Therefore, Syngenta cannot assume liability for crop damage resulting from insensitive strains of fungi. Consult with your state Agricultural Experiment Station or Extension Service Specialist for guidance on ways to control any possible insensitive strains of fungi which may occur.

**Maximum Use Rate**

- For applications to ornamentals grown in greenhouses, containers, and other enclosed structures, use up to 46 oz. of Hurricane WDG per 1,000 sq. ft. per year or crop cycle.
- Do not apply more than 2 pt. of drench mixture per sq. ft. per application.

- Applications to pre-potting mix can be made at up to 6.25 oz. of Hurricane WDG per cu. yd. of potting mix.
- When using Hurricane WDG for ornamental crops grown in the ground, up to 12.5 lb. of Hurricane WDG/acre/year may be used.
- The high use rates recommended for interiorscapes, greenhouses, containers, and other enclosed structures are due to the high organic matter soil mixes used in these systems and the high binding affinity of one of the active ingredients in Hurricane WDG for organic matter.
- If Hurricane WDG is supplemented with applications of Medallion® Fungicide, do not apply more than 40 lb. a.i./A of fludioxonil per year or crop cycle.
- **California only:** For indoor applications, up to 5 oz. of Hurricane WDG per 1,000 sq. ft. (4.4 lb. a.i.) per year or crop cycle may be used.

**Plant Species**

The active ingredients in Hurricane WDG have been tested and found to be safe on the ornamentals listed in this table when used at recommended rates. For plants not listed in the table, see the "Notice to User" box at the bottom of the table.

African Violet	Celosia	Petunia
Ageratum	Christmas Cactus	Rose
Alyssum	Chrysanthemum	Salvia
Aster	Coleus	Snapdragon
Azalea	Cyclamen	Spathiphyllum
Begonia	Gerbera Daisy	Verbena
Caladium	Gomphrena	Vinca
Carnation	Marigold	Zinnia
Calendula	Pansy	

**Note:** Applications to Impatiens, New Guinea Impatiens, Pothos, Geraniums and Easter Lily may cause stunting and/or chlorosis.

**NOTICE TO USER:** Plant tolerance to Hurricane WDG has been found to be acceptable for the specific genera and species listed on this label. Due to the large number of species and varieties of ornamentals and nursery plants, it is impossible to test every one for tolerance to Hurricane WDG. Neither the Manufacturer nor the Seller has determined whether or not Hurricane WDG can be used safely on ornamental plants not specified on this label. The professional user should determine if Hurricane WDG can be used safely prior to commercial use. In a small area, test the recommended rates on a small number of plants for phytotoxicity prior to widespread use.

---

**PRE-POTTING GROWING MEDIA DRENCH**

---

Hurricane WDG can be mixed with the potting media before seeding or transplanting by uniformly mixing 1 1/2 oz. Hurricane WDG in 1/2 - 1 gal. of water and drenching this mixture into one cu. yd. of potting media. It is recommended that the proper Hurricane WDG solution be made just before the plants are seeded or potted up. Uniform mixing can be accomplished by placing the potting mix in a rotating drum and drenching the Hurricane WDG solution in the mix while the drum is rotating.

---

**GROWING MEDIA DRENCH**

---

**At Seeding**

For the control of damping off and certain root and stem diseases, mix 3/4 oz. in 100 gallons of water and apply enough to completely wet the growing media. Make only one application to the seedling crop prior to transplanting or transferring to larger containers.

**Transplants and Cuttings**

For the control of certain root and stem diseases caused by *Rhizoctonia* spp., *Pythium* spp., and *Phytophthora* spp., mix 1 1/2 oz. in 100 gallons of water and completely wet the growing media in the root zone of the plants. If needed, retreat transplants and cuttings with Hurricane WDG at 21 to 28-day intervals when conditions are favorable for disease development.

For control of *Cylindrocladium* spp., *Thielaviopsis* spp., *Fusarium* spp., *Sclerotium* spp., add Medallion Fungicide at 1 oz./100 gallons of water as a tank mix with Hurricane WDG. Best results will be obtained with preventive applications.

---

**STORAGE AND DISPOSAL**

---

Do not contaminate water, food, or feed by storage or disposal.

**Pesticide Storage**

Store in a cool, dry place.

**Pesticide Disposal**

Wastes resulting from the use of this product are toxic. Improper disposal of unused pesticide is a violation of Federal law. Pesticide that cannot be used according to label

instructions must be disposed of according to federal, state, or local procedures. For guidance in proper disposal methods, contact your State Pesticide or Environmental Control Agency, or the Hazardous Waste representative at the nearest EPA Regional Office.

**Container Handling [plastic containers]**

Non-refillable container. Do not reuse or refill this container. Offer for recycling if available. Triple rinse container (or equivalent) promptly after emptying. Triple rinse as follows: Empty the remaining contents into application equipment or a mix tank. Fill the container ¼ full with water and recap. Shake for 10 seconds. Pour rinsate into application equipment or a mix tank or store rinsate for later use or disposal. Drain for 10 seconds after the flow begins to drip. Repeat this procedure two more times. Then offer for recycling if available or puncture and dispose of in a sanitary landfill or by incineration.

**Container Handling [bags]**

Nonrefillable container. Do not reuse or refill this container. Completely empty bag into application equipment. Then offer for recycling if available or dispose of empty bag in a sanitary landfill or by incineration.

For minor spills, leaks, etc., follow all precautions indicated on this label and clean up immediately. Take special care to avoid contamination of equipment and facilities during cleanup procedures and disposal of wastes. In the event of a major spill, fire, or other emergency, call 1-800-888-8372, day or night.

**CONTAINER IS NOT SAFE FOR FOOD, FEED, OR DRINKING WATER.**

---

Hurricane®, Medallion®, the Syngenta logo and the CP FRAME are trademarks of a Syngenta Group Company

©20\_\_ Syngenta

Manufactured for:  
Syngenta Crop Protection, Inc.  
P.O. Box 18300  
Greensboro, North Carolina 27419-8300