

100-1350

11-30-2010

1  
31



UNITED STATES ENVIRONMENTAL PROTECTION AGENCY  
WASHINGTON, D.C. 20460

OFFICE OF CHEMICAL SAFETY  
AND POLLUTION PREVENTION

11/30/2010

Pat Dinnen  
Syngenta Crop Protection, Inc.  
PO Box 18300  
Greensboro, NC 27419

re: Agri-Flex Miticide/Insecticide, EPA Reg. # 100-1350  
label notification submitted 8/20/2010 (D#439864)  
stamped notification

Dear Ms. Dinnen:

The Agency is in receipt of your Application for Pesticide Notification under Pesticide Registration Notice (PRN) 98-10 for the product listed above. This notification deletes expiring patent numbers. The Registration Division (RD) has conducted a review of this request for its applicability under PRN 98-10 and finds that the action(s) requested fall within the scope of PRN 98-10. The label submitted with the application has been stamped "Notification" and will be placed in our records.

NOTE: This notification label has since been superseded by a label amendment accepted 8/16/2010.

Sincerely yours,

A handwritten signature in black ink, appearing to be "TCH".

Thomas C. Harris  
Biologist  
Insecticide Rodenticide Branch  
Registration Division (7505P)  
harris.thomas@epa.gov  
(703) 308-9423



United States  
Environmental Protection Agency  
Washington, DC 20460

<input type="checkbox"/>	Registration
<input type="checkbox"/>	Amendment
<input checked="" type="checkbox"/>	Other

OPP Identifier Number
Notification

**Application for Pesticide - Section I**

1. Company/Product Number 100-1350	2. EPA Product Manager John Hebert	3. Proposed Classification <input checked="" type="checkbox"/> None <input type="checkbox"/> Restricted
4. Company/Product (Name) Agri-Flex™ Miticide/Insecticide	PM# 7	
5. Name and Address of Applicant (Include ZIP Code) Syngenta Crop Protection, Inc. P. O. Box 18300 Greensboro, NC 27419  <input type="checkbox"/> Check if this is a new address	6. Expedited Review. In accordance with FIFRA Section 3(c)(3) (b)(i), my product is similar or identical in composition and labeling to:  EPA Reg. No. _____  Product Name _____	

**Section - II**

<input type="checkbox"/> Amendment - Explain below.	<input type="checkbox"/> Final printed labels in response to Agency letter dated _____
<input type="checkbox"/> Resubmission in response to Agency letter dated _____	<input type="checkbox"/> "Me Too" Application.
<input checked="" type="checkbox"/> Notification - Explain below.	<input type="checkbox"/> Other - Explain below.

**Explanation:** Use additional page(s) if necessary. (For Section I and Section II.).

Notification of label change per PR Notice 98-10. *Removing expired patent #'s.*

This Notification is consistent with the provisions of PR Notice 98-10 and EPA regulations at 40 CFR 152.46, and no other changes have been made to the labeling or the confidential statement of formula of this product. I understand that it is a violation of 18 U.S.C. Sec. 1001 to willfully make any false statement to EPA. I further understand that if this notification is not consistent with the terms of PR Notice 98-10 and 40 CFR 152.46, this product may be in violation of FIFRA and I may be subject to enforcement action and penalties under sections 12 and 14 of FIFRA. The following changes are being made via this notification: removal of U.S. Patent No.

**Section - III**

1. Material This Product Will Be Packaged In:				2. Type of Container	
Child-Resistant Packaging <input type="checkbox"/> Yes* <input type="checkbox"/> No	Unit Packaging <input type="checkbox"/> Yes <input checked="" type="checkbox"/> No	Water Soluble Packaging <input type="checkbox"/> Yes <input checked="" type="checkbox"/> No		<input type="checkbox"/> Metal	<input checked="" type="checkbox"/> Plastic
*Certification must be submitted		If "Yes" Unit Packaging wgt. No. per Container	If "Yes" Unit Packaging wgt. No. per container	<input type="checkbox"/> Glass	<input type="checkbox"/> Paper
				<input type="checkbox"/> Other (Specify) _____	
3. Location of Net Contents Information <input checked="" type="checkbox"/> Label <input type="checkbox"/> Container		4. Size(s) Retail Container 64 fl. oz.		5. Location of Label Directions <input checked="" type="checkbox"/> On Label <input type="checkbox"/> On Labeling accompanying product	
6. Manner in Which Label is Affixed to Product		<input type="checkbox"/> Lithograph <input type="checkbox"/> Paper glued <input type="checkbox"/> Stenciled	<input checked="" type="checkbox"/> Other <u>Pressure Sensitive</u>		

**Section - IV**

1. Contact Point (Complete items directly below for identification of individual to be contacted, if necessary, to process this application.)		
Name Pat Dinnen	Title Label Group Leader	Telephone No. (Include Area Code) 336-632-2494
Certification I certify that the statements I have made on this form and all attachments thereto are true, accurate and complete. I acknowledge that any knowingly false or misleading statement may be punishable by fine or imprisonment or both under applicable law.		6. Date Application Received (Stamped)
2. Signature <i>Pat Dinnen</i>	3. Title Regulatory Specialist	
4. Typed Name Pat Dinnen	5. Date August 20, 2010	

Syngenta Crop Protection, Inc.  
P.O. Box 18300  
Greensboro, NC 27419-8300  
www.syngenta.com



FedEx

September 2, 2010

Document Processing Desk (NOTIF)  
Office of Pesticide Programs (7504P)  
U.S. Environmental Protection Agency  
Room S-4900, One Potomac Yard  
2777 South Crystal Drive  
Arlington, VA 22202-4501

Attention: Mr. Stephen Schaible

**SUBJECT: NOTIFICATION PER PR NOTICE 98-10  
LABEL CHANGE TO REMOVE EXPIRED PATENT NUMBERS**

In accordance with PR Notice 98-10 Syngenta Crop Protection, Inc. is submitting Notification for several of our EPA registered products. The purpose of this Notification is to remove expired patent numbers from our labels. Syngenta is requesting these Notifications be expedited as soon as possible. Following are EPA Registration Numbers for this Notification.

100-692 Triasulfuron Technical	100-913 Endeavor
100-707 Primisulfuron Technical	100-922 Actigard 50WG Plant Activator
100-740 Dividend Fungicide	100-952 PPZ 1.55% Multi-Purpose Fungicide
100-759 Fludioxonil Technical	100-1016 Fomesafen Paste
100-762 Prosulfuron Technical	100-1141 Dividend Extreme Fungicide
100-772 PPZ 14.3% MG	100-1146 CGA-173506/CGA-329351 0.26SE
100-773 PPZ 1.55% HG Fungicide	100-1350 Agri-Flex Miticide/Insecticide
100-781 Orii 45W Fungicide	100-1351 Agri-Mek SC
100-811 Cyprodonil Fungicide	100-1362 Refuge Herbicide
100-826 Dividend XL RTA Fungicide	

Attached are:

- One marked copy of the label showing where the patent number was deleted and one unmarked copy of the label for each EPA Registration Number.
- A CD of the unmarked label and the Certification with Respect to Label Integrity Form for each EPA Registration Number.
- Completed EPA Form 8570-1 for each EPA Registration Number.

Thank you in advance for approving this request. If you have any questions, please contact me at 336-632-2494.

Sincerely,

Pat Dinnen  
Label Group Leader

Enclosures

(BOOKLET)

**RESTRICTED USE PESTICIDE**  
**TOXIC TO FISH, MAMMALS, AND AQUATIC ORGANISMS**  
**FOR RETAIL SALE TO AND USE ONLY BY CERTIFIED APPLICATORS OR**  
**PERSONS UNDER THEIR DIRECT SUPERVISION, AND ONLY FOR THOSE USES**  
**COVERED BY THE CERTIFIED APPLICATOR'S CERTIFICATION.**

Agri-Flex™ Miticide/Insecticide

Group	6	Insecticide
Group	4A	Insecticide

Active Ingredient:

Abamectin <sup>1</sup> .....	3.0%*
Thiamethoxam <sup>2</sup> .....	13.9%*
<u>Other Ingredients: .....</u>	<u>83.1%</u>
Total:	100.00%

<sup>1</sup>CAS No. 71751-41-2

<sup>2</sup>CAS No. 153719-23-4

\*1 gal. contains 0.277 lb. abamectin and 1.27 lb. thiamethoxam formulated as a suspension concentrate.

**KEEP OUT OF REACH OF CHILDREN.**

**WARNING/AVISO**

Si usted no entiende la etiqueta, busque a alguien para que se la explique a usted en detalle. (If you do not understand the label, find someone to explain it to you in detail.)

See additional precautionary statements and directions for use in booklet.

EPA Reg. No. 100-1350

EPA Est. XXXX

SCP 1350A-M(5-6-10)

Net Contents

**NOTIFICATION**

**NOV 30 2010**

<b>FIRST AID</b>	
<b>If inhaled</b>	<ul style="list-style-type: none"> <li>• Move person to fresh air.</li> <li>• If person is not breathing, call 911 or an ambulance, then give artificial respiration, preferably by mouth-to-mouth, if possible.</li> <li>• Call a poison control center or doctor for further treatment advice.</li> </ul>
<b>If swallowed</b>	<ul style="list-style-type: none"> <li>• Call poison control center or doctor immediately for treatment advice.</li> <li>• Have person sip a glass of water if able to swallow.</li> <li>• Do not induce vomiting unless told to do so by the poison control center or doctor.</li> <li>• Do not give anything by mouth to an unconscious person.</li> </ul>
<b>If in eyes</b>	<ul style="list-style-type: none"> <li>• Hold eye open and rinse slowly and gently with water for 15-20 minutes.</li> <li>• Remove contact lenses, if present, after the first 5 minutes, then continue rinsing eye.</li> <li>• Call a poison control center or doctor for treatment advice.</li> </ul>
<b>If on skin or clothing</b>	<ul style="list-style-type: none"> <li>• Take off contaminated clothing.</li> <li>• Rinse skin immediately with plenty of water for 15-20 minutes.</li> <li>• Call a poison control center or doctor for treatment advice.</li> </ul>
<b>NOTE TO PHYSICIAN</b>	
<p>Early signs of intoxication include dilation of pupils, muscular incoordination, and muscular tremors. Toxicity following accidental ingestion of this product can be minimized by early administration of chemical adsorbents (e.g., activated charcoal).</p> <p>If toxicity from exposure has progressed to cause severe vomiting, the extent of resultant fluid and electrolyte imbalance should be gauged. Appropriate supportive parenteral fluid replacement therapy should be given, along with other required supportive measures (such as maintenance of blood pressure levels and proper respiratory functionality) as indicated by clinical signs, symptoms, and measurements.</p> <p>In severe cases, observations should continue for at least several days until clinical condition is stable and normal. Since abamectin is believed to enhance GABA activity in animals, it is probably wise to avoid drugs that enhance GABA activity (barbiturates, benzodiazepines, valproic acid) in patients with potentially toxic abamectin exposure.</p> <p>Have the product container or label with you when calling a poison control center or doctor, or going for treatment.</p>	
<b>HOT LINE NUMBER</b>	
<p>For 24-Hour Medical Emergency Assistance (Human or Animal)  Or Chemical Emergency Assistance (Spill, Leak, Fire or Accident),  Call  <b>1-800-888-8372</b></p>	

---

## PRECAUTIONARY STATEMENTS

---

### Hazards to Humans and Domestic Animals

#### WARNING/AVISO

May be fatal if inhaled. Do not breathe spray mist. Harmful if swallowed or absorbed through the skin. Causes moderate eye irritation. Avoid contact with skin, eyes, or clothing. Wash thoroughly with soap and water after handling and before eating, drinking, chewing gum, using tobacco, or using the toilet. Remove and wash contaminated clothing before reuse.

### Personal Protective Equipment

#### Applicators and other handlers must wear:

- Long-sleeved shirt and long pants
- Shoes plus socks
- Chemical-resistant gloves made of any waterproof material – Category A (e.g., natural rubber ≥ 14mils).

Discard clothing and other absorbent materials that have been drenched or heavily contaminated with this product's concentrate. DO NOT reuse them. Follow manufacturer's instructions for cleaning/maintaining PPE. If no such instructions for washables, use detergent and hot water. Keep and wash PPE separately from other laundry.

### Engineering Controls

When handlers use closed systems, enclosed cabs, or aircraft in a manner that meets the requirements listed in the worker Protection Standard (WPS) for agricultural pesticides (40 CFR 170.240(d)(4-6), the handler PPE requirements may be reduced or modified as specified in the WPS.

IMPORTANT: When reduced PPE is worn because a closed system is being used, handlers must be provided all PPE specified above for "applicators and other handlers" and have such PPE immediately available for use in an emergency, such as a spill or equipment break-down.

### **User Safety Recommendations**

#### **Users should:**

- Wash hands before eating, drinking, chewing gum, using tobacco, or using the toilet.
- Remove clothing immediately if pesticide gets inside. Then wash thoroughly and put on clean clothing.

### **Environmental Hazards**

This pesticide is toxic to fish, wildlife and aquatic invertebrates.

Do not apply directly to water, to areas where surface water is present, or to intertidal areas below the mean high water mark. Do not apply when weather conditions favor drift from target areas. Do not contaminate water when disposing of equipment wash water or rinsate. This product is highly toxic to bees exposed to direct treatment on blooming crops or weeds. Do not apply this product or allow it to drift to blooming crops or weeds while bees are foraging in/or adjacent to the treatment area.

Use of this product may pose a risk to threatened and endangered species of fish, amphibians, crustaceans (including fresh water shrimp), and insects. All use of this product in the state of California should comply with the recommendations of the California Endangered Species Project. Before using this product in California, consult with your county agriculture commissioner to determine use limitations that apply in your area.

### **Surface Water Advisory**

This product may impact surface water quality due to spray drift and runoff of rain water. This is especially true for poorly draining soils and soils with shallow water. This product is classified as having high potential for reaching surface water via runoff for several months after application. A level, well-maintained vegetative buffer strip between areas to which this product is applied and surface water features such as ponds, streams, and springs will reduce the potential loading of thiamethoxam water from runoff water and sediment. Runoff of this product will be reduced by avoiding applications when rainfall is forecast to occur within 48 hours. (see manual at the following Internet address: <http://www.wsi.nrcs.usda.gov/products/W2Q/pest/core4.html>)

### **Ground Water Advisory**

Agri-Flex Miticide/Insecticide contains the active ingredients, abamectin and thiamethoxam. Thiamethoxam has properties and characteristics associated with chemicals detected in ground water. This chemical may leach into the ground water if used in areas where soils are permeable, particularly where the water table is shallow.

**CONDITIONS OF SALE AND LIMITATION OF WARRANTY AND LIABILITY**

**NOTICE:** Read the entire Directions for Use and Conditions of Sale and Limitation of Warranty and Liability before buying or using this product. If the terms are not acceptable, return the product at once, unopened, and the purchase price will be refunded.

The Directions for Use of this product must be followed carefully. It is impossible to eliminate all risks inherently associated with the use of this product. Crop injury, ineffectiveness or other unintended consequences may result because of such factors as manner of use or application, weather or crop conditions, presence of other materials or other influencing factors in the use of the product, which are beyond the control of SYNGENTA CROP PROTECTION, Inc. or Seller. To the extent permitted by applicable law, Buyer and User agree to hold SYNGENTA and Seller harmless for any claims relating to such factors.

SYNGENTA warrants that this product conforms to the chemical description on the label and is reasonably fit for the purposes stated in the Directions for Use, subject to the inherent risks referred to above, when used in accordance with directions under normal use conditions. To the extent permitted by applicable law: (1) this warranty does not extend to the use of the product contrary to label instructions, or under conditions not reasonably foreseeable to or beyond the control of Seller or SYNGENTA, and (2) Buyer and User assume the risk of any such use. **TO THE EXTENT PERMITTED BY APPLICABLE LAW, SYNGENTA MAKES NO WARRANTIES OF MERCHANTABILITY OR OF FITNESS FOR A PARTICULAR PURPOSE NOR ANY OTHER EXPRESS OR IMPLIED WARRANTY EXCEPT AS WARRANTED BY THIS LABEL.**

To the extent permitted by applicable law, in no event shall SYNGENTA be liable for any incidental, consequential or special damages resulting from the use or handling of this product. **TO THE EXTENT PERMITTED BY APPLICABLE LAW, THE EXCLUSIVE REMEDY OF THE USER OR BUYER, AND THE EXCLUSIVE LIABILITY OF SYNGENTA AND SELLER FOR ANY AND ALL CLAIMS, LOSSES, INJURIES OR DAMAGES (INCLUDING CLAIMS BASED ON BREACH OF WARRANTY, CONTRACT, NEGLIGENCE, TORT, STRICT LIABILITY OR OTHERWISE) RESULTING FROM THE USE OR HANDLING OF THIS PRODUCT, SHALL BE THE RETURN OF THE PURCHASE PRICE OF THE PRODUCT OR, AT THE ELECTION OF SYNGENTA OR SELLER, THE REPLACEMENT OF THE PRODUCT.**

SYNGENTA and Seller offer this product, and Buyer and User accept it, subject to the foregoing Conditions of Sale and Limitation of Warranty and Liability, which may not be modified except by written agreement signed by a duly authorized representative of SYNGENTA.



## DIRECTIONS FOR USE

### RESTRICTED USE PRODUCT

It is a violation of Federal law to use this product in a manner inconsistent with its labeling.

Do not apply this product in a way that will contact workers or other persons, either directly or through drift. Only protected handlers are allowed in the area during application. For any requirements specific to your State or Tribe, consult the agency responsible for pesticide regulation.

#### AGRICULTURAL USE REQUIREMENTS

Use this product only in accordance with its labeling and with the Worker Protection Standard, 40 CFR part 170. This Standard contains requirements for the protection of agricultural workers on farms, forests, nurseries, and greenhouses, and handlers of agricultural pesticides. It contains requirements for training, decontamination, notification, and emergency assistance. It also contains specific instructions and exceptions pertaining to the statements on this label about personal protective equipment (PPE) and restricted-entry interval. The requirements in this box only apply to uses of this product that are covered by the Worker Protection Standard.

**Do not enter or allow worker entry into treated areas during the restricted-entry interval (REI) of 12 hours. Exception: For grape girdling, cane turning, and tying in grapes, do not enter or allow worker entry into treated areas during the restricted-entry interval (REI) of 4-days.**

PPE required for early entry to treated areas that is permitted under the Worker Protection Standard and that involves contact with anything that has been treated, such as plants, soil, or water is:

- Coveralls over short pants and short sleeved shirt
- Chemical-resistant gloves made of any waterproof material – Category A (e.g., natural rubber ≥ 14mils)
- Shoes plus socks

**FAILURE TO FOLLOW DIRECTIONS AND PRECAUTIONS ON THIS LABEL MAY RESULT IN CROP INJURY, POOR PEST CONTROL, AND/OR ILLEGAL RESIDUES.**

---

**USE INFORMATION**

---

Agri-Flex Miticide/Insecticide is an aqueous-based soluble concentrate that will control specified pests on the crops listed on this label when the product is applied according to the **Crop Use Directions**. Thorough coverage of foliage is essential for good mite and insect control.

**NOTE:**

- **Adjuvant Requirement:** To avoid illegal crop residues, Agri-Flex Miticide/Insecticide **must always** be mixed with a non-phytotoxic non-ionic activator type wetting, spreading and/or penetrating adjuvant or horticultural spray oil (not a dormant oil) adjuvant as specified in the **Directions for Use** for each crop on this label. Non-ionic activator type wetting, spreading and/or penetrating adjuvants include non-ionic surfactants (NIS) with at least 75% surface active agent and crop oil concentrates (COC), vegetable oil concentrates (VOC), methylated seed/vegetable oils (MSO) and organosilicones (OS) with at least 15% emulsifiers/surfactants and include blends of these non-ionic activator type adjuvants. Adjuvants must be compatible with Agri-Flex and must be used at concentrations specified on the adjuvant label directions for use unless more specific directions are provided in the **Directions for Use** for individual crops on this label. **Do not use binder or sticker type adjuvants.** SYNGENTA recommends the use of a Chemical Producers and Distributors Association-certified adjuvant.
- **Phytotoxicity:** Agri-Flex Miticide/Insecticide has been tested for phytotoxicity and has a wide margin of safety on a variety of crops. Agri-Flex Miticide/Insecticide has also been shown to be compatible with many commonly used pesticides, crop oils, adjuvants and nutritional sprays. However, since it is not possible to test all possible mixtures, pre-test any proposed mixtures with Agri-Flex Miticide/Insecticide to ensure physical compatibility and lack of phytotoxic effects.
- **Chemigation:** Do not apply this product through any type of irrigation system.

**SPRAY DRIFT****Responsibility**

Avoiding spray drift at the application site is the responsibility of the applicator. The interaction of many equipment and weather related factors determine the potential for spray drift. The applicator is responsible for considering all of these factors when making application decisions.

**NOTE:** When states have more stringent regulations, they must be observed.

## Spray Drift Precautions for Application with Aircraft or Ground Application Equipment

- Apply Agri-Flex Miticide/Insecticide only when wind velocity favors on target product deposition (approximately 3 to 10 mph).
- Do not apply with ground application equipment within 25 ft. of or with aircraft within 150 ft. of lakes, reservoirs, rivers, permanent streams, marshes, pot holes, natural ponds, estuaries, or commercial fish farm ponds.
- Do not cultivate within 25 ft. of the aquatic area to allow growth of a vegetative filter strip.
- Do not allow this product to drift onto non-target areas. Drift may result in illegal residues or injury to nontarget species. Risk of exposure to sensitive areas can be reduced by applying this product when the wind direction is away from the sensitive area.
- Do not apply when the weather conditions may cause drift.
- Avoid application when the temperature is high and/or the humidity is low. These conditions increase the evaporation of spray droplets and the likelihood of drift to aquatic areas.
- Do not apply when wind speed or wind gusts are greater than 15 mph.
- Do not apply when wind speed is below 2 mph because wind direction will vary and there is a high potential for inversion.
- Observe the following precautions when using ground application to spray tree crops in the vicinity of aquatic areas such as lakes, reservoirs, permanent streams, marshes, potholes, natural ponds, estuaries, or commercial fish ponds:
  - Do not apply Agri-Flex Miticide/Insecticide when weather conditions favor drift to aquatic areas
  - Do not apply within 110 ft. upwind of aquatic areas or when wind speed is above 8 mph.
  - Spray last 3 rows windward of aquatic areas using nozzles on one side only, with spray directed away from the aquatic areas.
  - Avoid spray going over tops of trees by adjusting or turning off top nozzles. Shut off nozzles on the side away from the grove/orchard when spraying the outside row. Shut off nozzles when turning at ends of row and passing tree gaps in rows.

## Spray Drift Precautions for Aerial Application

### Drift Management Requirements

The following drift management requirements must be followed to avoid off-target movement from aerial applications to agricultural crops.

- **Outermost Nozzle Distance**

The distance of the outermost nozzles on the boom must not exceed 3/4 the length of the wingspan or rotor.

- **Nozzle Direction**

Nozzles must always point backward parallel with the air stream and never be pointed downwards more than 45 degrees.

- **Maximum Wind Speed**

Do not apply when wind speed is greater than 15 mph.

- **Droplet Size**

The most effective way to reduce drift potential is to apply large droplets. The best drift management strategy is to apply the largest droplets that provide sufficient coverage and control. Applying larger droplets reduces drift potential but will not prevent drift if applications are made improperly, or under unfavorable environmental conditions (see **Wind, Temperature and Humidity, and Temperature Inversions**).

- **Controlling Droplet Size**

**Volume**

Use high flow rate nozzles to apply the highest practical spray volume. Nozzles with higher rated flows produce larger droplets.

**Pressure**

Do not exceed the nozzle manufacturer's recommended pressures. For many nozzle types, lower pressure produces larger droplets. When higher flow rates are needed, use higher flow rate nozzles instead of increasing pressure.

**Number of Nozzles**

Use the minimum number of nozzles that provide uniform coverage.

**Nozzle Orientation**

Orienting nozzles so that the spray is released parallel to the air stream produces larger droplets than other orientations and is the recommended practice. Significant deflection from horizontal will reduce droplet size and increase drift potential.

**Nozzle Type**

Use a nozzle type that is designed for the intended application. With most nozzle types, narrower spray angles produce larger droplets. Consider using low-drift nozzles. Solid stream nozzles oriented straight back produce the largest droplets and the lowest drift.

**• Boom Length**

For some use patterns, reducing the effective boom length to less than 3/4 of the wingspan or rotor length may further reduce drift without reducing swath width.

**• Application Height**

Applications should not be made at a height greater than 10 ft. above the top of the target plants unless a greater height is required for aircraft safety. Making applications at the lowest height that is safe reduces exposure of droplets to evaporation and wind.

**• Swath Adjustment**

When applications are made with a cross wind, the swath will be displaced downwind. Therefore, on the up and downwind edges of the field, the applicator must compensate for this displacement by adjusting the path of the aircraft upwind.

**• Wind**

Drift potential is lowest between wind speeds of 2-10 mph. However, many factors, including droplet size and equipment type determine drift potential at any given speed. Application must be avoided below 2 mph due to variable wind direction and high inversion potential.

**NOTE:** Local terrain can influence wind patterns. Every applicator should be familiar with local wind patterns and how they affect spray drift.

**• Temperature and Humidity**

To compensate for evaporation when applying Agri-Flex Miticide/Insecticide in low relative humidity, set up equipment to produce larger droplets. Evaporation of droplets is most severe when conditions are both hot and dry.

• **Temperature Inversions**

Agri-Flex Miticide/Insecticide must not be applied during a temperature inversion because the potential for drift is high. Temperature inversions restrict vertical air mixing, and this causes small, suspended droplets to remain in a concentrated cloud. This cloud can move in unpredictable directions due to the light variable winds that are common during inversions. Temperature inversions are characterized by temperatures that increase with altitude and are common on nights with limited cloud cover and light to no wind. Inversions begin to form as the sun sets and often continue into the morning. Their presence can be indicated by ground fog; however, if fog is not present, the movement of smoke from a ground source or an aircraft smoke generator can also identify inversions. Smoke that layers and moves laterally in a concentrated cloud (under low wind conditions) indicates an inversion, while smoke that moves upward and rapidly dissipates, indicates good vertical air mixing.

**Resistance Management**

Some insect and mite pests are known to develop resistance to products after repeated use. Because resistance development cannot be predicted, the use of this product should conform to sound resistance management strategies established for the crop and use area. Syngenta encourages responsible product stewardship to ensure effective long-term control of the insects on this label.

If resistance to this product develops in your area, this product, or other products with a similar mode of action, may not provide adequate control. If poor performance cannot be attributed to improper application or extreme weather conditions, a resistant strain of insect or mite may be present. If you experience difficulty with control and resistance is a reasonable cause, immediately consult your local company representative or agricultural advisor for the best alternative method of control for your area.

Agri-Flex Miticide/Insecticide contains a Group 6 Insecticide (abamectin, belonging to the mectin class of chemistry) and Group 4A insecticide (thiamethoxam, belonging to the neonicotinoid class of chemistry). Insect or mite biotypes with acquired or inherent resistance to Group 6 or Group 4A insecticides may eventually dominate the population if Group 6 or Group 4A insecticides are used repeatedly as the predominant method of control for targeted species. This may result in partial or total loss of control of those species by Agri-Flex Miticide/Insecticide or other Group 6 or Group 4A insecticides.

**In order to maintain susceptibility to these classes of chemistry:**

- Avoid using Group 6 and/or Group 4A insecticides exclusively for season long control of insect species with more than one generation per crop season.
- For insect species with successive or overlapping generations, apply Agri-Flex Miticide/Insecticide or other Group 6 and/or Group 4A insecticides using a "treatment window" approach. A treatment window is a period of time as defined by the stage

of crop development and/or the biology of the pests of concern. Within the treatment window, depending on the length of residual activity, there may either be single or consecutive applications (seed treatment, soil, foliar, unless otherwise stated) of the Group 6 and/or Group 4A insecticides. Do not exceed the maximum Agri-Flex Miticide/Insecticide allowed per growing season. Following a treatment window of Group 6 or Group 4A insecticides, rotate to a treatment window of effective products with a different mode of action before using additional applications of Group 6 or Group 4A insecticides.

- A treatment window rotation, along with other IPM practices for the crop and use area, is considered an effective use strategy for preventing or delaying an insect or mite pest's ability to develop resistance to these classes of chemistry.
- If resistance is suspected, do not reapply Agri-Flex Miticide/Insecticide or other Group 6 or Group 4A insecticides.

**Other Resistance Management (IRM) practices include but are not limited to:**

- Incorporating IPM techniques into your insect or mite control program.
- Avoiding treatment of successive generations of a target pest with Agri-Flex Miticide/Insecticide.
- Monitoring treated insect populations for loss of field efficacy.
- Using tank-mixtures or premixes with insecticides or miticides from a different target site of action group as long as the involved products are all registered for the same crop outlet and effective rates are applied.
- Using labeled rates at the specified spray intervals.
- Using non-chemical alternatives such as beneficial arthropods.
- Using various cultural practices.

**For additional information on Resistance Management:**

- Contact your local extension specialist, certified crop advisor and/or product manufacturer for additional insect resistance management recommendations.
- Visit the Insecticide Resistance Action Committee (IRAC) on the web at: <http://www.iraac-online.org/>.

---

**CROP USE DIRECTIONS**

---

**Pollinator Precautions**

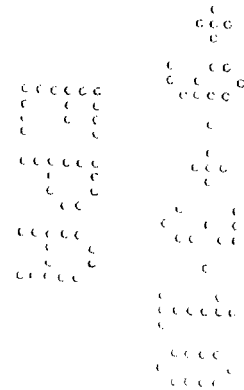
- Agri-Flex Miticide/Insecticide is highly toxic to bees exposed to direct treatment on blooming crops or weeds.
  - For **apples**, do not apply Agri-Flex Miticide/Insecticide after pre-bloom (early pink growth stage) or before post bloom (petal fall growth stage).
  - For **citrus**, do not apply Agri-Flex Miticide/Insecticide during pre-bloom or during bloom when bees are actively foraging.
  - For **pears**, do not apply Agri-Flex Miticide/Insecticide after pre-bloom (green cluster stage) or before post bloom (petal fall growth stage).
- Do not apply Agri-Flex Miticide/Insecticide or allow it to drift to blooming crops or weeds if bees are foraging in/or adjacent to the treatment area. This is especially

critical if there are adjacent orchards that are blooming. (Refer to **Spray Drift Precautions** for additional information).

- **After an Agri-Flex Miticide/Insecticide application, wait at least 5 days before placing beehives in the treated field.**
- If bees are foraging in the ground cover and it contains any blooming plants or weeds, always remove flowers before making an Agri-Flex Miticide/Insecticide application. This can be accomplished by mowing, disking, mulching, flailing, or applying a labeled herbicide.
- Consult with your local cooperative extension service or state agency responsible for regulating pesticide use for additional pollinator safety practices.

### Apples

Apply Agri-Flex Miticide/Insecticide using conventional dilute or concentrate ground application sprayers calibrated to deliver sufficient water for thorough coverage. Gallons of spray will vary with size and number of trees per acre and density of foliage. In any case, thorough coverage is essential for good spider mite and insect control.





**Apples**


Pest	For Dilute Sprays <sup>1</sup> fl. oz./ 100 gals.	For Concentrate Sprays <sup>2</sup> fl. oz./A	Instructions
Apple aphid Apple grain aphid Comstock mealybug European apple sawfly European red mite Green peach aphid Leafhoppers Leafminers McDaniel spider mite Plum curculio Twospotted spider mite	1.5-2.0	5.5-8.5	<ul style="list-style-type: none"> <li>• To avoid illegal residues, Agri-Flex Miticide/Insecticide <b>must</b> be mixed with a horticultural spray oil (not a dormant oil). <b>(See Use Restrictions.)</b></li> <li>• Apply Agri-Flex Miticide/Insecticide when spider mite or insect thresholds are reached.</li> <li>• Make a second application, if needed, to maintain control. <b>(See Use Restrictions.)</b></li> <li>• <b>Spider Mites:</b> For best results, apply before a threshold of 5 spider mites per leaf is reached.</li> <li>• Residual spider mite control with the combination of Agri-Flex Miticide/Insecticide with horticultural spray oil (not a dormant oil) is greater from spray deposits on newer leaves compared to older.</li> </ul>
<b>Horticultural Spray Oil</b> (not a dormant oil)	0.25% or 1 gal./A	Minimum of 1 gal./A	<ul style="list-style-type: none"> <li>• For best results, apply Agri-Flex Miticide/Insecticide for spider mite control in the tree development period extending from petal fall through 6 weeks following petal fall.</li> <li>• <b>Leafminers:</b> For best results, apply against egg (to control new hatch) and early sap feeder stages of first and second-generation tentiform leafminers when locally established thresholds have been reached. Do not apply during bloom.</li> <li>• <b>Leafhoppers:</b> Apply soon after petal fall.</li> <li>• <b>Comstock Mealybug:</b> Apply immediately following petal fall to control first generation crawlers.</li> <li>• <b>Plum Curculio:</b> Apply immediately following petal fall. Apply higher rates for heavy infestations. Additional applications of a different insecticide may be necessary if pest pressure continues.</li> </ul>

<sup>1</sup>The rate of Agri-Flex Miticide/Insecticide per 100 gals. is based on a volume of 400 gals./A dilute spray.

<sup>2</sup>To determine the amount of product per acre for concentrate sprays, first determine the amount that would be required in a full cover dilute spray. Use the same amount of product/A in concentrate sprays as would be required for the dilute sprays to the same orchard/grove. This can result in use of less than 5.5 fl. oz./A on small trees.

### Use Restrictions – Apples

- **PHI:** Do not apply within **35 days** of harvest.
- **Adjuvant Requirement:** To avoid illegal residues, Agri-Flex Miticide/Insecticide **must** be mixed with a horticultural spray oil (not a dormant oil) approved for use on apples. Carefully follow the **Directions for Use** and **Precautions** on the horticultural spray oil label as well as the precautions in official spray guides or on product labels.
  - When used alone or when other products are applied sequentially, the combination of Agri-Flex Miticide/Insecticide with horticultural spray oil can injure the fruit of certain apple varieties (e.g. russetting on light-skinned varieties such as Golden Delicious).
  - Applying the combination of Agri-Flex Miticide/Insecticide and horticultural spray oil fewer than 14 days before or after applying Captan® or other sulfur containing products can result in phytotoxicity and crop loss.
- **Application Method:** Ground application only. Do not apply with aircraft.
- **Amount of Water:** Do not apply in less than 40 gals. of water/A.
- **Maximum Amount per Application:** Do not apply more than 8.5 fl. oz./A of Agri-Flex Miticide/Insecticide or more than 0.023 lb. ai./A of any foliar applied abamectin containing product or more than 0.0859 lb. ai./A of any foliar applied thiamethoxam containing product per application.
- **Application Interval:** If a second application is necessary, wait at least 21 days before repeating application of Agri-Flex Miticide/Insecticide or any foliar applied product containing abamectin. Wait at least 10 days before repeating application of any other foliar applied product containing thiamethoxam.
- **Number of Applications:** Do not make more than 2 applications of Agri-Flex Miticide/Insecticide or any foliar applied abamectin containing product per growing season.
- **Maximum Amount per Season:** Do not apply more than 17.0 fl. oz./A of Agri-Flex Miticide/Insecticide or more than 0.047 lb. ai./A of any foliar applied abamectin containing product or more than 0.258 lb. ai./A of any foliar applied thiamethoxam containing product per growing season .
- **Grazing:** Do not allow livestock to graze in treated orchards.



### Citrus Fruit Crop Group

Crops in this group are: Calamondin, Citrus citron, Citrus hybrids (includes chironja, tangelo, tangor), Grapefruit, Kumquat, Lemon, Lime, Mandarin (tangerine), Sour orange, Sweet orange, Pummelo, and Satsuma mandarin.


Thorough spray coverage is essential for good mite and insect control. Spray gallonage can vary depending on size and number of trees per acre as well as density of foliage.

- **Ground Application**

Apply using conventional dilute or concentrate ground application sprayers calibrated to deliver sufficient water for thorough coverage (or outside coverage for Asian citrus psyllid, citrus leafminer, or citrus thrips).

- **Aerial Application**

Aerial application is permitted **only** for control of citrus leafminer. With aerial application, the resulting level and duration of control of citrus leafminer could be less than with ground application. Aerial application to citrus is not approved in California.



**Citrus Fruit Crop Group**

Pest	For Dilute Sprays <sup>1</sup> fl. oz./100 gals.	For Concentrate Sprays <sup>2</sup> fl. oz./A	Instructions
Aphids Armored scales Asian citrus psyllid <sup>3</sup> Broad mite <sup>3</sup> Citrus black fly Citrus bud mite <sup>4</sup> Citrus leafminer <sup>3</sup> Citrus root weevil adults Citrus rust mite <sup>3</sup> Citrus thrips <sup>5</sup> Crickets Fruit fly Grasshoppers Katydids Leafhoppers Mealybugs Plant bugs Sharpshooters Soft scales Stink bugs Twospotted spider mite Whiteflies	0.55-0.85	5.5-8.5	<ul style="list-style-type: none"> <li>• To avoid illegal residues, Agri-Flex Miticide/Insecticide <b>must</b> be mixed with a minimum of 0.20% horticultural spray oil (not a dormant oil) in the spray mixture or not less than 1.0 gal. of horticultural spray oil/A (except when specified differently in footnotes below).</li> <li>• <b>Asian Citrus Psyllid:</b> Apply Agri-Flex Miticide/Insecticide to protect newly expanding foliage flush during the spring, summer or fall.</li> <li>• <b>Mites:</b> Apply when mites first appear during spring, summer, and/or fall.</li> <li>• <b>Citrus Bud Mite:</b> For best results, time the spray at "bud swell."</li> <li>• <b>Citrus Leafminer:</b> Apply to protect new growth during spring, summer, or fall.</li> <li>• <b>Citrus Thrips:</b> Application targeted for citrus thrips will only control the current generation and must be correctly timed. Apply when economic thresholds have been reached (after egg hatch has begun – preferably early to mid-hatch).</li> <li>• <b>Scales:</b> Time the applications to coincide with the crawler stage and within 14 days of initiation of crawler stage.</li> </ul>

<sup>1</sup>The rate of Agri-Flex Miticide/Insecticide per 100 gals. is based on a volume of 1000 gals./A dilute spray.

<sup>2</sup>For concentrate sprays, adjust the dosage to apply an amount/A equal to that used in full cover dilute spray.


<sup>3</sup>Ground application: For best results, use 150-300 gals./A of spray mix with a minimum of 3 gal./A of horticultural spray oil (not a dormant oil) and apply at a ground speed of 1 to 1.5 MPH.

<sup>4</sup>For best results, use a minimum of 400 gals./A of spray mix with a minimum of 0.5% horticultural spray oil (not a dormant oil).

<sup>5</sup>For best results, use 100-250 gals./A of spray mix applied to achieve outside coverage.

**Use Restrictions – Citrus Fruit Crop Group**

- **PHI:** Do not apply within **7 days** of harvest.
- **Adjuvant Requirement:** To avoid illegal residues, Agri-Flex Miticide/Insecticide **must** be mixed with a horticultural spray oil (not a dormant oil) approved for use on citrus. Carefully follow the **Directions for Use** and **Precautions** on the horticultural spray oil label as well as the precautions in official spray guides or on product labels. Refer to the **Directions for Use** table above for additional instructions.
- **Application Method:**
  - **To control citrus leafminer** - Ground or aerial application is permitted; however, do not apply with aircraft to citrus in California. For aerial application use a minimum of 10 gallons of finished spray volume per acre. Under conditions such as high pest populations, dense foliage, or adverse application conditions (such as high temperatures) use a greater volume of water to insure adequate coverage.
  - **All other pests** - Ground application only. Do not apply with aircraft.
- **Prohibited Use:** To manage resistance do not use in citrus nurseries.
- **Application Interval:** Wait at least 30 days before repeating application of Agri-Flex Miticide/Insecticide or any foliar applied product containing abamectin. Wait at least 7 days before repeating application of any other foliar applied thiamethoxam containing product.
- **Maximum Amount per Application:** Do not apply more than 8.5 fl. oz./A of Agri-Flex Miticide/Insecticide or more than 0.023 lb. ai./A of any foliar applied abamectin containing product or more than 0.0859 lb. ai./A of any foliar applied thiamethoxam containing product per application.
- **Maximum Amount per Season:** Do not apply more than 17.0 fl. oz./A of Agri-Flex Miticide/Insecticide or more than 0.047 lb. ai./A of any foliar applied abamectin containing product or more than 0.172 lb. ai./A of any foliar applied thiamethoxam containing product per growing season.
- **Do not** make more than 3 applications of Agri-Flex Miticide/Insecticide or any foliar applied abamectin containing product per growing season.
- **Grazing:** Do not allow livestock to graze in treated orchards.



### Grapes

Apply Agri-Flex Miticide/Insecticide using conventional ground sprayers calibrated to deliver sufficient water for thorough coverage. Thorough coverage is essential for good spider mite and insect control. Do not spray alternate rows. Agri-Flex Miticide/Insecticide must be applied to both sides of each row for maximum coverage.


### Grapes

Pest	fl. oz./A	Instructions
Japanese Beetle Mealybugs Pacific spider mite Sharpshooters Twospotted spider mite Variegated leafhopper Western grape leafhopper Western grapeleaf skeletonizer Willamette spider mite	4.5-5.5	<ul style="list-style-type: none"> <li>To avoid illegal residues, Agri-Flex Miticide/Insecticide <b>must</b> be mixed with a non-ionic activator type wetting, spreading and/or penetrating adjuvant. Do not use binder sticker type adjuvants. <b>(See Use Information and Use Restrictions.)</b></li> <li>Use 4.5 - 5 fl. oz./A for low to moderate infestations and 5.5 fl. oz. for high infestations.</li> <li>Repeat application, if needed. <b>(See Use Restrictions.)</b></li> <li><b>Spider mites:</b> Apply when mites first appear but before motiles exceed 5 per leaf.</li> <li><b>Western grapeleaf skeletonizer:</b> Apply Agri-Flex Miticide/Insecticide when larvae are first observed. For optimum control, apply shortly after egg hatch.</li> </ul>

### Use Restrictions – Grapes

- **PHI:** Do not apply within **28 days** of harvest.
- **Adjuvant Requirement:** To avoid illegal residues, Agri-Flex Miticide/Insecticide **must** be mixed with a non-ionic activator type wetting, spreading and/or penetrating adjuvant **(See Use Information)** approved for use on grapes. Although Agri-Flex Miticide/Insecticide has been tested in combination with a range of non-ionic activator type wetting, spreading and/or penetrating adjuvants for safety to grapes, it is impossible to test on all grape varieties under the variety of conditions that could cause crop injury. Therefore, when using Agri-Flex Miticide/Insecticide carefully follow the **Directions for Use** and **Precautions** on the adjuvant label and in official spray guides. Do not use binder sticker type adjuvants.

- **Application Method:** Ground application only.
- **Amount of Water:**
  - Do not apply in less than 50 gals. of water/A with conventional ground application equipment.
  - When using an electro-static sprayer, less than 50 gals. of water/A can be used, however do not use less than 5 gals. of water/A.
- **Maximum Amount per Application:** Do not apply more than 5.5 fl. oz./A of Agri-Flex Miticide/Insecticide or more than 0.019 lb. ai./A of any foliar applied abamectin containing product or more than 0.0547 lb. ai./A of any foliar applied thiamethoxam containing product per application.
- **Application Interval:** If a second application is necessary, wait at least 21 days before repeating application of Agri-Flex Miticide/Insecticide or any foliar applied product containing abamectin. Wait at least 14 days before repeating application of any other foliar applied product containing thiamethoxam.
- **Number of Applications:** Do not make more than 2 applications of Agri-Flex Miticide/Insecticide or any foliar applied abamectin containing product per growing season.
- **Maximum Amount per Season:** Do not apply more than 11.0 fl. oz./A of Agri-Flex Miticide/Insecticide or more than 0.038 lb. ai./A of any foliar applied abamectin containing product or more than 0.109 lb. ai./A of any foliar applied thiamethoxam containing product per growing season.
- **Grazing:** Do not allow livestock to graze in treated vineyards.



**Pears (including Oriental pear trees)**


Apply Agri-Flex Miticide/Insecticide using conventional dilute or concentrate ground application sprayers calibrated to deliver sufficient water for thorough coverage. Gallons of spray will vary with size and number of trees per acre and density of foliage. In any case, thorough coverage is essential for good spider mite and insect control.

**Pears**

<b>Pest</b>	<b>For Dilute Sprays<sup>1</sup> fl. oz./ 100 gals.</b>	<b>For Concentrate Sprays<sup>2</sup> fl. oz./A</b>	<b>Instructions</b>
Aphids European red mite Leafhoppers McDaniel spider mite Mealybugs Pear psylla Pear rust mite Plum Curculio Twospotted spider mite Yellow mite	1.5-2.0	5.5-8.5	<ul style="list-style-type: none"> <li>• To avoid illegal residues, Agri-Flex Miticide/Insecticide must be mixed with a horticultural spray oil (not a dormant oil). <b>(See Use Restrictions.)</b></li> <li>• Apply Agri-Flex Miticide/Insecticide when spider mite or insect thresholds are reached.</li> <li>• Make a second application, if needed, to maintain control. <b>(See Use Restrictions.)</b></li> </ul>
<b>Horticultural Spray Oil (not a dormant oil)</b>	0.25% or 1 gal./A	Minimum of 1 gal./A	

<sup>1</sup>The rate of Agri-Flex Miticide/Insecticide per 100 gals. is based on a volume of 400 gals./A dilute spray.


<sup>2</sup>To determine the amount of product per acre for concentrate sprays, first determine the amount that would be required in a full cover dilute spray. Use the same amount of product/A in concentrate sprays as would be required for the dilute sprays to the same orchard/grove. This can result in use of less than 5.5 fl. oz./A on small trees.





### Use Restrictions – Pears

- **PHI:** Do not apply within **35 days** of harvest.
- **Adjuvant Requirement:** To avoid illegal residues, Agri-Flex Miticide/Insecticide **must** be mixed with a horticultural spray oil (not a dormant oil) approved for use on pears. Carefully follow the **Directions for Use** and **Precautions** on the horticultural spray oil label as well as the precautions in official spray guides or on product labels.
  - Applying the combination of Agri-Flex Miticide/Insecticide and horticultural spray oil fewer than 14 days before or after applying Captan® or other sulfur containing products can result in phytotoxicity and crop loss.
- **Application Method:** Ground application only. Do not apply with aircraft.
- **Amount of Water:** Do not apply in less than 40 gals. of water/A.
- **Maximum Amount per Application:** Do not apply more than 8.5 fl. oz./A of Agri-Flex Miticide/Insecticide or more than 0.023 lb. ai./A of any foliar applied abamectin containing product or more than 0.0859 lb. ai./A of any foliar applied thiamethoxam containing product per application.
- **Application Interval:** If a second application is necessary, wait at least 21 days before repeating application of Agri-Flex Miticide/Insecticide or any foliar applied product containing abamectin. Wait at least 10 days before repeating application of any other foliar applied product containing thiamethoxam.
- **Number of Applications:** Do not make more than 2 applications of Agri-Flex Miticide/Insecticide or any foliar applied abamectin containing product per growing season.
- **Maximum Amount per Season:** Do not apply more than 17.0 fl. oz./A of Agri-Flex Miticide/Insecticide or more than 0.047 lb. ai./A of any foliar applied abamectin containing product or more than 0.258 lb. ai./A of any foliar applied thiamethoxam containing product per growing season.
- **Grazing:** Do not allow livestock to graze in treated orchards.



---

**STORAGE AND DISPOSAL**

---

Do not contaminate water, food, or feed by storage or disposal.

**Pesticide Storage**

Store in a tightly closed container in a cool, dry place.


**Pesticide Disposal**

Pesticide waste may be hazardous. Improper disposal of excess pesticide, spray mixture or rinsate is a violation of Federal Law. If these wastes cannot be disposed of by use according to label instructions, contact your State Pesticide or Environmental Control agency, or the Hazardous Waste representative at the nearest EPA regional Office for guidance.

**Container Handling**

Nonrefillable container. Do not reuse or refill this container. Triple rinse container (or equivalent) promptly after emptying. Triple rinse as follows: empty the remaining contents into application equipment or a mix tank and drain for 10 seconds after the flow begins to drip. Fill the container ¼ full with water and recap. Shake for 10 seconds. Pour rinsate into application equipment or a mix tank or store rinsate for later use or disposal. Drain for 10 seconds after the flow begins to drip. Repeat this procedure two more times. Offer for recycling if available or puncture and dispose of in a sanitary landfill, or by incineration, or by other procedures allowed by state and local authorities.

---

Agri-Flex™, Bravo® Weather Stik®, the Syngenta logo, and the CP FRAME  are trademarks of a Syngenta Group Company

U.S. Patent No. 4,310,519


Captan® is a trademark of Tomen Agro, Inc.

©2010 Syngenta

For non-emergency (e.g. current product information) call  
Syngenta Crop Protection at 1-800-334-9481.

Manufactured for:  
Syngenta Crop Protection, Inc.  
P.O. Box 18300  
Greensboro, North Carolina 27419-8300  
SCP 1350A-M(5-6-10)

Agri-Flex 1350A-M(5-6-10)-lg-5-7-10  
Agri-Flex 1350A-M(5-6-10) NOTIF AUG2010 -ea-7-12-10  
000100-01350.20100820.PATENT\_NOTIF\_AUG2010-HI.pdf



(Nondetachable Container Label)

<p><b>RESTRICTED USE PESTICIDE</b></p> <p>TOXIC TO FISH, MAMMALS, AND AQUATIC ORGANISMS  FOR RETAIL SALE TO AND USE ONLY BY CERTIFIED APPLICATORS OR  PERSONS UNDER THEIR DIRECT SUPERVISION, AND ONLY FOR THOSE USES  COVERED BY THE CERTIFIED APPLICATOR'S CERTIFICATION.</p>
---

Agri-Flex™ Miticide/Insecticide

Group	6	Insecticide
Group	4A	Insecticide

Active Ingredient:

Abamectin <sup>1</sup> .....	3.0%*
Thiamethoxam <sup>2</sup> .....	13.9%*
<u>Other Ingredients: .....</u>	<u>83.1%</u>
Total:	100.00%

<sup>1</sup>CAS No. 71751-41-2

<sup>2</sup>CAS No. 153719-23-4

\*1 gal. contains 0.277 lb. abamectin and 1.27 lb. thiamethoxam formulated as a suspension concentrate.

**KEEP OUT OF REACH OF CHILDREN.**

**WARNING/AVISO**

Si usted no entiende la etiqueta, busque a alguien para que se la explique a usted en detalle. (If you do not understand the label, find someone to explain it to you in detail.)


See additional precautionary statements and directions for use in booklet.

<p><b>AGRICULTURAL USE REQUIREMENTS</b></p> <p>Use this product only in accordance with its labeling and with the Worker Protection Standard, 40 CFR part 170. Refer to supplemental labeling under "Agricultural Use Requirements" in the Directions for Use section for information about this standard.</p>
--

EPA Reg. No. 100-1350  
EPA Est. XXXX

SCP 1350A-M(5-6-10)

Net Contents




**PRECAUTIONARY STATEMENTS**

**Hazards to Humans and Domestic Animals**

**WARNING/AVISO**

May be fatal if inhaled. Do not breathe spray mist. Harmful if swallowed or absorbed through the skin. Causes moderate eye irritation. Avoid contact with skin, eyes, or clothing. Wash thoroughly with soap and water after handling and before eating, drinking, chewing gum, using tobacco, or using the toilet. Remove and wash contaminated clothing before reuse.

<b>FIRST AID</b>	
<b>If inhaled</b>	<ul style="list-style-type: none"> <li>• Move person to fresh air.</li> <li>• If person is not breathing, call 911 or an ambulance, then give artificial respiration, preferably by mouth-to-mouth, if possible.</li> <li>• Call a poison control center or doctor for further treatment advice.</li> </ul>
<b>If swallowed</b>	<ul style="list-style-type: none"> <li>• Call poison control center or doctor immediately for treatment advice.</li> <li>• Have person sip a glass of water if able to swallow.</li> <li>• Do not induce vomiting unless told to do so by the poison control center or doctor.</li> <li>• Do not give anything by mouth to an unconscious person.</li> </ul>
<b>If in eyes</b>	<ul style="list-style-type: none"> <li>• Hold eye open and rinse slowly and gently with water for 15-20 minutes.</li> <li>• Remove contact lenses, if present, after the first 5 minutes, then continue rinsing eye.</li> <li>• Call a poison control center or doctor for treatment advice.</li> </ul>
<b>If on skin or clothing</b>	<ul style="list-style-type: none"> <li>• Take off contaminated clothing.</li> <li>• Rinse skin immediately with plenty of water for 15-20 minutes.</li> <li>• Call a poison control center or doctor for treatment advice.</li> </ul>





**Surface Water Advisory**

This product may impact surface water quality through spray drift and runoff of rain water. This is especially true for poorly draining soils and soils with shallow water. This product is classified as having high potential for reaching surface water via runoff for several months after application. A level, well-maintained vegetative buffer strip between areas to which this product is applied and surface water features such as ponds, streams, and springs will reduce the potential loading of thiamethoxam water from runoff water and sediment. Runoff of this product will be reduced by avoiding applications when rainfall is forecast to occur within 48 hours.

(see manual at the following Internet address:

<http://www.wsi.nrcs.usda.gov/products/W2Q/pest/core4.html>

**Ground Water Advisory**

Thiamethoxam has properties and characteristics associated with chemicals detected in ground water. This chemical may leach into the ground water if used in areas where soils are permeable, particularly where the water table is shallow.

**STORAGE AND DISPOSAL**

Do not contaminate water, food, or feed by storage or disposal

**Pesticide Storage**

Store in a tightly closed container in a cool, dry place.

**Pesticide Disposal**

Pesticide waste may be hazardous. Improper disposal of excess pesticide, spray mixture or rinsate is a violation of Federal Law. If these wastes cannot be disposed of by use according to label instructions, contact your State Pesticide or Environmental Control agency, or the Hazardous Waste representative at the nearest EPA regional Office for guidance.

**Container Handling**

Nonrefillable container. Do not reuse or refill this container. Triple rinse container (or equivalent) promptly after emptying. Triple rinse as follows: empty the remaining contents into application equipment or a mix tank and drain for 10 seconds after the flow begins to drip. Fill the container ¼ full with water and recap. Shake for 10 seconds. Pour rinsate into application equipment or a mix tank or store rinsate for later use or disposal. Drain for 10 seconds after the flow begins to drip. Repeat this procedure two more times. Offer for recycling if available or puncture and dispose of in a sanitary landfill, or by incineration, or by other procedures allowed by state and local authorities.

**Chemigation:** Do not apply this product through any type of irrigation system.

---

Agri-Flex™ Miticide/Insecticide and the Syngenta logo are trademarks of a Syngenta Group Company

U.S. Patent No. 4,310,519

© 2010 Syngenta

Manufactured for:

Syngenta Crop Protection, Inc.

P.O. Box 18300

Greensboro, North Carolina 27419-8300

SCP 1350A-M(5-6-10)

Agri-Flex 1350A-M(5-6-10)-lg-5-7-10

Agri-Flex 1350A-M(5-6-10) NOTIF AUG2010 -ea-7-12-10

000100-01350.20100820.PATENT\_NOTIF\_AUG2010-HI.pdf

