

100-1340

9/8/2010

1/20



UNITED STATES ENVIRONMENTAL PROTECTION AGENCY  
WASHINGTON, D.C. 20460

OFFICE OF CHEMICAL SAFETY  
AND POLLUTION PREVENTION

Fred J. Pearson  
Syngenta Crop Protection  
P.O. Box 18300  
Greensboro, NC 27419-8300

SEP - 8 2010

Dear Mr. Pearson:

Subject: Revised Labeling  
Prodiamine Pro F 0.43% Herbicide  
EPA Registration No. 100-1340  
Your Submission Dated June 24, 2010

The amendment referred to above, submitted in connection with registration under the Federal Insecticide, Fungicide and Rodenticide Act (FIFRA), as amended is acceptable provided that you:

1. Make the labeling changes listed below before you release the product for shipment bearing the amended labeling:

- a. Move "It is a violation of federal law to use this product in a manner inconsistent with its labeling" directly below the heading "Directions for Use".
- b. The EPA Label Review Manual indicates that for all products in containers that can be incinerated must read:

"....or, if allowed by state and local authorities, by burning. If burned, stay out of smoke."

An optional alternative statement is:

"Do not burn, unless allowed by state and local ordinances." or

"In most states, burning is not allowed." or remain silent on burning.

Please refer to the following web site:

<http://www.epa.gov/oppfead1/labeling/lrm/chap-13.htm>


2  
/  
20

2. Submit one (1) copy of your final printed labeling before you release the product for shipment.

A stamped copy of the labeling is enclosed for your records.

If you have any questions concerning this letter, please contact Mr. James Stone at 703-305-7391.

Sincerely yours,



Kathryn V. Montague  
Product Manager (23)  
Herbicide Branch  
Registration Division (7505C)

Enclosure

### Proflam Pro F 0.43% Herbicide

For selective preemergence control of grass and broadleaf weeds in:

- Established turfgrasses (excluding golf course putting greens), lawns, athletic fields, parks and sod farms
- Field-grown and landscape ornamentals
- Established perennials and wildflower plantings
- Non-crop areas, including landscape beds, ornamentals, and established perennial wildflower plantings on or surrounding municipal grounds and government installations, managed rights-of-way for transportation systems and utilities (including, roadways, roadsides, railways, and equipment yards)

Active Ingredient:	
Proflam* .....	0.43%
<hr/>	
Other Ingredients:	99.57%
<hr/>	
Total:	100.00%

\*CAS No. 29091-21-2

EPA Reg. No. 100-1340

EPA Est.

**KEEP OUT OF REACH OF CHILDREN.**

**CAUTION**

See additional precautionary statements and directions for use on back of bag.

Guaranteed Fertilizer Analysis:


Nitrogen	_____ % (N)
Phosphorus	_____ % (P <sub>2</sub> O <sub>5</sub> )
Potassium	_____ % (K <sub>2</sub> O)

\_\_\_\_\_ pounds  
Net Weight

**ACCEPTED**  
with **COMMENTS**  
In EPA Letter Dated:  
**SEP 8 2010**

Under the Federal Insecticide,  
Fungicide, and Rodenticide Act  
as amended, for the pesticide  
registered under EPA Reg. No

100-1340



<b>FIRST AID</b>	
<b>If on skin or clothing</b>	<ul style="list-style-type: none"> <li>• Take off contaminated clothing.</li> <li>• Rinse skin immediately with plenty of water for 15-20 minutes.</li> <li>• Call a poison control center or doctor for treatment advice.</li> </ul>
<b>If inhaled</b>	<ul style="list-style-type: none"> <li>• Move person to fresh air.</li> <li>• If person is not breathing, call 911 or an ambulance, then give artificial respiration, preferably mouth-to-mouth if possible.</li> <li>• Call a poison control center or doctor for further treatment advice.</li> </ul>
<b>If in eyes</b>	<ul style="list-style-type: none"> <li>• Hold eye open and rinse slowly and gently with water for 15-20 minutes.</li> <li>• Remove contact lenses, if present, after the first 5 minutes, then continue rinsing.</li> <li>• Call a poison control center or doctor for treatment advice.</li> </ul>
<p>Have the product container or label with you when calling a poison control center or doctor, or going for treatment. You may also contact 1-800-888-8372 for emergency medical treatment information.</p>	
<p><b>HOT LINE NUMBER</b>                      For 24 Hour Medical Emergency Assistance (Human or Animal) or Chemical                      Emergency Assistance (Spill, Leak, Fire, or Accident),                      Call  <b>1-800-888-8372</b></p>	

**PRECAUTIONARY STATEMENTS**

**Hazards to Humans and Domestic Animals**

**CAUTION**

Harmful if absorbed through skin. Harmful if inhaled. Causes moderate eye irritation. Avoid contact with skin, eyes, or clothing. Avoid breathing dust. Wear protective eyewear. Wash thoroughly with soap and water after handling and before eating, drinking, chewing gum or using tobacco. Wear long-sleeved shirt and long pants, socks, shoes, and chemical-resistant gloves (such as natural rubber, Selection Category A). Remove and wash contaminated clothing before reuse. Prolonged or frequently repeated skin contact may cause allergic reactions in some individuals.

**Personal Protective Equipment (PPE)**

**Mixers, loaders, applicators and other handlers must wear:**

- Long-sleeved shirt and long pants
- Shoes plus socks
- Chemical-resistant gloves made of any waterproof material

Follow manufacturer's instructions for cleaning/maintaining PPE. If no such instructions for washables exist, use detergent and hot water. Keep and wash PPE separately from other laundry.

### Engineering Control Statements

When handlers use closed systems, enclosed cabs, or aircraft in a manner that meets the requirements listed in the Worker Protection Standard (WPS) for agricultural pesticides [40 CFR 170.240(d)(4-6)], the handler PPE requirements may be reduced or modified as specified in the WPS.

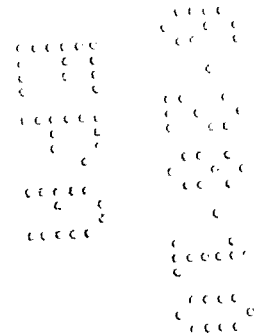
### User Safety Recommendations

#### Users should:

- Wash hands before eating, drinking, chewing gum, using tobacco, or using the toilet.
- Remove clothing/PPE immediately if pesticide gets inside. Then wash thoroughly and put on clean clothing.
- Remove PPE immediately after handling this product. Wash the outside of gloves before removing. As soon as possible, wash thoroughly and change into clean clothing.
- Remove and wash contaminated clothing before reuse.

### Environmental Hazards

This product has low solubility in water. At the limits of solubility, this product is not toxic to fish. However, at concentrations above the level of water solubility, it may be toxic to fish. Do not apply directly to water. Drift and runoff from treated areas may be hazardous to aquatic organisms in adjacent sites. Do not contaminate water when disposing of equipment wash waters.



---

## **CONDITIONS OF SALE AND LIMITATION OF WARRANTY AND LIABILITY**

---

**NOTICE:** Read the entire Directions for Use and Conditions of Sale and Limitation of Warranty and Liability before buying or using this product. If the terms are not acceptable, return the product at once, unopened, and the purchase price will be refunded.

The Directions for Use of this product must be followed carefully. It is impossible to eliminate all risks inherently associated with the use of this product. Ineffectiveness or other unintended consequences may result because of such factors as manner of use or application, presence of other materials or other influencing factors in the use of the product, which are beyond the control of SYNGENTA CROP PROTECTION, Inc. or Seller. To the extent consistent with applicable law, Buyer and User agree to hold SYNGENTA and Seller harmless for any claims relating to such factors.

SYNGENTA warrants that this product conforms to the chemical description on the label and is reasonably fit for the purposes stated in the Directions for Use, subject to the inherent risks referred to above, when used in accordance with directions under normal use conditions. To the extent consistent with applicable law: (1) this warranty does not extend to the use of this product contrary to label instructions or under conditions not reasonably foreseeable to or beyond the control of Seller or SYNGENTA, and (2) Buyer and User assume the risk of any such use. **TO THE EXTENT CONSISTENT WITH APPLICABLE LAW, SYNGENTA MAKES NO WARRANTIES OF MERCHANTABILITY OR OF FITNESS FOR A PARTICULAR PURPOSE NOR ANY OTHER EXPRESS OR IMPLIED WARRANTY EXCEPT AS WARRANTED BY THIS LABEL.**

To the extent consistent with applicable law, in no event shall SYNGENTA be liable for any incidental, consequential or special damages resulting from the use or handling of this product. **TO THE EXTENT CONSISTENT WITH APPLICABLE LAW, THE EXCLUSIVE REMEDY OF THE USER OR BUYER, AND THE EXCLUSIVE LIABILITY OF SYNGENTA AND SELLER FOR ANY AND ALL CLAIMS, LOSSES, INJURIES OR DAMAGES (INCLUDING CLAIMS BASED ON BREACH OF WARRANTY, CONTRACT, NEGLIGENCE, TORT, STRICT LIABILITY OR OTHERWISE) RESULTING FROM THE USE OR HANDLING OF THIS PRODUCT, SHALL BE THE RETURN OF THE PURCHASE PRICE OF THE PRODUCT OR, AT THE ELECTION OF SYNGENTA OR SELLER, THE REPLACEMENT OF THE PRODUCT.**

SYNGENTA and Seller offer this product, and Buyer and User accept it, subject to the foregoing Conditions of Sale and Limitation of Warranty and Liability, which may not be modified except by written agreement signed by a duly authorized representative of SYNGENTA.

## DIRECTIONS FOR USE

Do not apply this product in a way that will contact workers or other persons, either directly or through drift. Only protected handlers may be in the area during application.

For any requirement specific to your State and Tribe, consult the State/Tribal agency responsible for pesticide regulation.

It is a violation of Federal law to use this product in a manner inconsistent with its labeling.

- For use on plants intended for aesthetic purposes or climatic modification.
- Read entire label before using this product.

### AGRICULTURAL USE REQUIREMENTS

Use this product only in accordance with its labeling and with the Worker Protection Standard, 40 CFR Part 170. This Standard contains requirements for the protection of agricultural workers on farms, forests, nurseries, and greenhouses, and handlers of agricultural pesticides. It contains requirements for training, decontamination, notification, and emergency assistance. It also contains specific instructions and exceptions pertaining to the statements on this label about personal protective equipment (PPE) and restricted-entry interval. The requirements in this box only apply to uses of this product that are covered by the Worker Protection Standard.

**Do not enter or allow worker entry into treated areas during the restricted-entry interval (REI) of 12 hours.** Exception: If the product is soil-injected or soil-incorporated, the Worker Protection Standard, under certain circumstances, allows workers to enter the treated area if there will be no contact with anything that has been treated.

PPE required for early entry to treated areas that is permitted under the Worker Protection Standard and that involves contact with anything that has been treated, such as plants, soil, or water is:

- Coveralls
- Chemical-resistant gloves made of any waterproof material
- Shoes plus socks

### NON-AGRICULTURAL USE REQUIREMENTS

The requirements in this box apply to uses of this product that are NOT within the scope of the Worker Protection Standard for agricultural pesticides (40 CFR Part 170). The WPS applies when this product is used to produce agricultural plants on farms, forests, nurseries, or greenhouses.

**Do not enter or allow others to enter until dusts have settled.**

Proflam Pro F 0.43% Herbicide controls certain grass and broadleaf weeds *before* they emerge and provides residual control in established turfgrasses, ornamentals, and other non-crop areas. Proflam Pro F 0.43% Herbicide inhibits shoot and root growth in susceptible weeds. Proflam Pro F 0.43% Herbicide will not control established weeds. Weed control is most effective when Proflam Pro F 0.43% Herbicide is activated by at least 0.5 inch of rainfall or irrigation before weed seeds germinate and within 14 days following application.

**Weeds Controlled**

Barnyardgrass	Kochia
Bluegrass, Annual ( <i>Poa annua</i> ) <sup>1</sup>	Lambsquarter, Common
Carpetweed	Lovegrass
Chickweed, Common	Panicum (Texas, Fall, Browntop)
Chickweed, Mouseear (from seed)	Pigweed
Crabgrass (Large, Smooth) <sup>2</sup>	Purslane, Common
Crowfootgrass	Pusley, Florida
Cupgrass, Woolly	Rescuegrass <sup>4</sup>
Foxtails, Annual	Shepherd's Purse
Goosegrass <sup>3</sup>	Signalgrass, Broadleaf
Henbit	Speedwell, Persian
Itchgrass	Sprangletop
Johnsongrass (from seed)	Spurge, Prostrate
Junglerice	Witchgrass
Knotweed	Woodsorrel, Yellow (from seed)

<sup>1</sup>In areas where *Poa annua* is a winter annual, apply Proflam Pro F 0.43% Herbicide (see rate table) in August or September to established, non-overseeded turf before *Poa annua* seeds germinate. These timings are approximate. Consult State Extension Service for more specific timing for your area.

<sup>2</sup>Fall Applications for Spring Crabgrass Control in Cool-Season Grasses: In those areas where the ground freezes in the winter, Proflam Pro F 0.43% Herbicide can be applied in the fall after the soil temperature falls below 50°F but before the ground freezes. This application will control crabgrass the following spring.

<sup>3</sup>In many areas, a single application will control goosegrass. However, under heavy goosegrass pressure and/or an extended growing season, make a second application 60-90 days later to ornamentals and lawns (if recommended for your lawn grass species).

<sup>4</sup>Suppression only.



---

## ESTABLISHED TURF

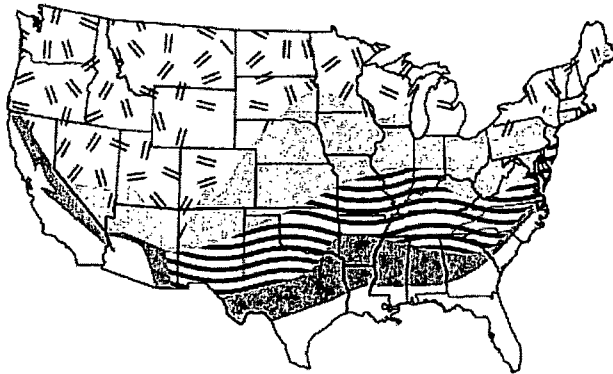
---

### Golf courses (except putting greens), lawns, parks, athletic fields, sod farms

#### How to Apply

- Do not apply more than 8 lbs. product/1,000 sq. ft. (1.5 lb. ai/A) per calendar year.
- Do not make more than two applications per calendar year.
- Refer to *Rates for Grass Species* table and *Granular Spreader Settings* table for spreader settings to deliver the rate recommended for your lawn grass species. Uniform coverage is necessary to provide the most effective level of control.
- Apply Proflumicid Pro F 0.43% Herbicide to the turf in the early spring prior to crabgrass emergence. See *Crabgrass Germination Dates* in the map below for the approximate timing in your area. Always apply before weeds emerge. Proflumicid Pro F 0.43% Herbicide will not control emerged crabgrass.
- If you have a known serious weed problem or live in an area with an extended growing season, you may need to make a second application 60-90 days later.
- If you live in Zones D and E (see *Crabgrass Germination Dates* map), you may apply a higher rate (Medium or High Rate) or make two applications for more effective crabgrass control, if recommended for your turfgrass species.
- Do not make a second application to Fine Fescue, Creeping Bentgrass, and newly sprigged and plugged Bermudagrass. Do not make a second application if you applied the High Rate to Buffalograss, Kentucky Bluegrass, or Perennial Ryegrass.
- For best control - After application, water in with ½ inch of water within 14 days, either from watering or rain.

### Crabgrass Seed Germination Dates



Approximate Date

-  After May 30 - Zone A
-  After May 10 - Zone B
-  After April 20 - Zone C
-  After March 20 - Zone D
-  January 1 to March 20 - Zone E

### Rates for Lawn Grass Species

	Application Schedule <sup>1</sup>	Application Rate <sup>2</sup>		
		Base	Medium	High
<b>Bermudagrass (established)</b> <b>Bahiagrass</b> <b>Centipedegrass</b> <b>Kikuyugrass</b> <b>Seashore Paspalum</b> <b>St. Augustine grass</b> <b>Tall Fescue (including turf-type)</b> <b>Zoysiagrass</b>	First Application	Base	Medium	High
	Second Application (optional)	Base or Medium or High	Base or Medium or High	Base or Medium or High
<b>Buffalograss</b> <b>Kentucky Bluegrass</b> <b>Perennial Ryegrass</b>	First Application	Base	Medium	High
	Second Application (optional)	Base or Medium	Base or Medium	—
<b>Fine Fescue (including Red Fescue)</b>	One Application Only	Base or Medium or High	—	—
<b>Creeping Bentgrass (0.5 inch and greater height)<sup>3</sup></b>	One Application Only	Base or Medium	—	—
<b>Bermudagrass (newly sprigged and plugged)<sup>4</sup></b>	One Application Only	Base or Medium	—	—

<sup>1</sup>A second application may be necessary because of heavy weed pressure or extended growing season.

<sup>2</sup>See *Granular Spreader Settings* table for spreader settings to deliver the rate.

<sup>3</sup>To avoid grass injury, do not apply Proflam Pro F 0.43% Herbicide to creeping bentgrass mowed at less than 0.5 inch in height.

<sup>4</sup>Newly sprigged or plugged Bermudagrass rooting may be temporarily slowed.

**Granular Spreader Settings<sup>1,2,3</sup>**

Make and Models	[0.38 lb. ai/A] [2.0 lb./1,000 sq. ft.] Base Rate (Treats xx sq. ft.)	[0.5 lb. ai/A] [2.7 lb./1,000 sq. ft.] Medium Rate (Treats xx sq. ft.)	[0.75 lb. ai/A] [4.0 lb./1,000 sq. ft.] High Rate (Treats xx sq. ft.)
Spreader A	X	X	X
Spreader B	X	X	X
Spreader C	X	X	X
Spreader D	X	X	X
Spreader E	X	X	X
Spreader F	X	X	X
Spreader G	X	X	X
Etc.	X	X	X

<sup>1</sup>Assume 3 mph walking speed.

<sup>2</sup>It is recommended that you calibrate your spreader before application since manufacturer's settings can vary among the same model of spreader.

<sup>3</sup>Do not apply more than 1.5 lbs. ai/A per year.

**Use Precautions**

- Do not apply to putting greens or turfgrass areas where dichondra, colonial bentgrass, velvet bentgrass, or annual bluegrass (*Poa annua*) are desirable species.
- Do not cut (harvest) treated sod before 90 days after application. To avoid turfgrass injury, do not apply to newly-set sod until the sod has rooted into the second inch of soil and exposed edges have filled in.
- Application of Proflam Pro F 0.43% Herbicide to turf stressed by drought, low fertility, or pest damage may result in turf injury.
- Disturbing the herbicide barrier with cultural practices such as disking may result in reduced weed control.
- **Seeding:** Do not apply to overseeded areas for 60 days after seeding, or until after the second mowing, whichever is longer. Do not overseed for 4 months after last applications of this product.

---

## LANDSCAPE, FIELD-GROWN ORNAMENTALS, AND NON-CROP AREAS

---

### How to Apply

- Apply Prodiamine Pro F 0.43% Herbicide as a broadcast, over-the-top application at 3.5-8.0 lbs. product/1,000 sq. ft. Use higher rates when weed pressure was a severe problem in the past.
- Make a single application in fall and/or spring prior to weed emergence. Another application may be made 60-90 days later, if necessary. Do not exceed a total of 8.0 lbs. product/1,000 sq. ft per year.
- After application, water in with ½ inch of water within 14 days, either from watering or rain or, incorporate into the top 1-2 inches of soil within 14 days after application.
- On established ornamentals, watering or rainfall soon after application will wash residues off plant foliage and activate Prodiamine Pro F 0.43% Herbicide in the soil.
- On newly-transplanted ornamentals, apply after the soil has settled around the transplants.
- For best weed control, apply to soil free of clods, weeds, and debris such as leaves.
- Prior to application, control existing weeds by hand weeding, cultivation, or by the use of an herbicide for emerged weeds.
- Plants under stress (such as heat, drought, or frost damage) may be sensitive to Prodiamine Pro F 0.43% Herbicide.

### Tolerant Ornamentals

Prodiamine Pro F 0.43% Herbicide will not harm most trees, shrubs, vines and flowers. See the two tables: *Table 1. Tolerant Ornamentals - All States* and *Table 2. Tolerant Ornamentals – All States except California*.

**Table 1. Tolerant Ornamentals - All States**

<b>Scientific name</b>	<b>Common name</b>
<i>Abies</i> spp.	Fir species (Balsam, Fraser, Noble, etc.)
<i>Acer palmatum</i>	Japanese Maple
<i>Acer platanoides</i>	Norway Maple
<i>Actinidia chinensis</i>	Kiwi*
<i>Agapanthus africanus</i>	Lily-of-the-Nile (African Lily)
<i>Arctostaphylos densiflora</i>	Vine Hill Manzanita
<i>Arctotheca calendula</i>	Cape Weed
<i>Aucuba japonica</i>	Japanese Aucuba
<i>Berberis gladwynensis</i>	Barberry
<i>Berberis julianae</i>	Wintergreen Barberry
<i>Berberis mentorensis</i>	Mentor Barberry
<i>Berberis thunbergii</i>	Japanese Barberry
<i>Berberis verruculosa</i>	Warty Barberry
<i>Buxus microphylla</i>	Japanese Boxwood
<i>Callistemon viminalis</i>	Weeping Bottlebrush
<i>Calluna vulgaris</i>	Scotch Heather
<i>Carpobrotus edulis</i>	Hottentot Fig (Ice Plant)
<i>Cassia artemisioides</i>	Feathery Cassia
<i>Ceanothus rigidus</i>	Wild Lilac
<i>Chamaecyparis pisifera</i>	False Cypress
<i>Cleyera japonica</i>	Cleyera
<i>Citrus</i> spp.	Citrus species*
<i>Cornus florida</i>	Flowering Dogwood
<i>Cornus stolonifera</i>	American Dogwood
<i>Cortaderia selloana</i>	Pampas Grass
<i>Cotoneaster apiculatus</i>	Cranberry Cotoneaster
<i>Cotoneaster buxifolius</i>	Cotoneaster
<i>Cotoneaster dammeri</i>	Bearberry Cotoneaster
<i>Cotoneaster microphyllus</i>	Rockspray Cotoneaster
<i>Crataegus</i> spp.	Hawthorne
<i>Cupressus sempervirens</i>	Italian Cypress
<i>Delosperma alba</i>	White Trailing Ice Plant
<i>Dodonaea viscosa</i>	Hop Bush
<i>Elaeagnus pungens</i>	Silverberry
<i>Euonymus fortunei</i>	Wintercreeper
<i>Euonymus japonica</i>	Japanese Spindle Tree (Evergreen Euonymus)
<i>Euonymus kiautschovicks</i>	Spreading Euonymus
<i>Fatsia japonica</i>	Japanese Aralia
<i>Forsythia intermedia</i>	Border Forsythia
<i>Forsythia viridissima</i>	Greenstem Forsythia
<i>Gardenia jasminoides</i>	Gardenia, Cape-Jasmine
<i>Gladiolus</i> spp.	Gladiolus species

14  
20

<b>Scientific name</b>	<b>Common name</b>
<i>Hedera helix</i>	English Ivy
<i>Hibiscus</i>	Rose of Sharon
<i>Hibiscus Rosa-sinensis</i>	Chinese Hibiscus
<i>Ilex cornuta</i>	Chinese Holly
<i>Ilex crenata</i>	Japanese Holly
<i>Ilex opaca</i>	American Holly
<i>Ilex pernyi</i>	Holly
<i>Ilex vomitoria</i>	Yaupon Holly
<i>Iris</i> spp.	Iris species
<i>Jasminium nudiflorum</i>	Winter Jasmine
<i>Juniperus chinensis</i>	Chinese Juniper
<i>Juniperus conferta</i>	Shore Juniper
<i>Juniperus horizontalis</i>	Creeping Juniper
<i>Juglans</i> spp.	Walnut*
<i>Justicia brandegeana</i>	Shrimp Plant
<i>Lagerstromia indica</i>	Crape Myrtle
<i>Ligustrum amurense</i>	Amur Privet
<i>Ligustrum japonicum</i>	Japanese Privet
<i>Ligustrum lucidum</i>	Glossy Privet (Wax-Leaf)
<i>Liriodendron muscari</i>	Big Blue Lillyturf
<i>Lonicera japonica</i>	Japanese Honeysuckle
<i>Lonicera tatarica</i>	Tatarian Honeysuckle
<i>Magnolia</i> spp.	Magnolia species
<i>Malephora luteola</i>	Ice Plant
<i>Malus</i> spp.	Crabapple*
<i>Nandina domestica</i>	Heavenly Bamboo
<i>Narcissus</i> spp.	Narcissus species
<i>Nerium</i> spp.	Oleander
<i>Olea europaea</i>	Olive*
<i>Ophiopogon japonicus</i>	Mondo Grass
<i>Osteospermum fruticosum</i>	Trailing African Daisy
<i>Oxydendrum arboreum</i>	Sourwood
<i>Persea americana</i>	Avocado*
<i>Photinia fraseri</i>	Frasier's Photinia (Redtip)
<i>Picea</i> spp.	Spruce species (Colorado Blue, Norway, etc.)
<i>Pieris japonica</i>	Lily-of-the-Valley Shrub
<i>Pinus brutia</i>	Calabrian Pine
<i>Pinus canariensis</i>	Canary Island Pine
<i>Pinus elliotii</i>	Slash Pine
<i>Pinus halepensis</i>	Aleppo Pine
<i>Pinus nigra</i>	Austrian Black Pine
<i>Pinus palustris</i>	Longleaf Pine
<i>Pinus radiata</i>	Monterey Pine
<i>Pinus strobus</i>	Eastern White Pine

<b>Scientific name</b>	<b>Common name</b>
<i>Pinus sylvestris</i>	Scotch Pine
<i>Pinus taeda</i>	Loblolly Pine
<i>Pinus thunbergiana</i>	Japanese Black Pine
<i>Pinus virginiana</i>	Virginia Pine
<i>Pistacia</i> spp.	Pistachio*
<i>Pittosporum rhombifolium</i>	Queensland Pittosporum
<i>Pittosporum tobira</i>	Japanese Pittosporum
<i>Podocarpus macrophyllus</i>	Japanese Yew
<i>Prunus laurocerasus</i>	English Laurel
<i>Prunus</i> spp.	Almond, Apricot, Nectarine, Peach, Plum and Prune*
<i>Pseudotsuga menziesii</i>	Douglas Fir
<i>Pyracantha coccinea</i>	Firethorn Scarlet
<i>Pyracantha fortuneana</i>	Firethorn
<i>Pyracantha koidzumii</i>	Firethorn
<i>Pyrus</i> spp.	Bradford Pear spp.
<i>Quercus rubra</i>	Oak species
<i>Raphiolepis indica</i>	Indian Hawthorne
<i>Rhododendron</i> (including Azalea)	'Coral Bells', 'Formosa', 'Hino-crimson', 'PJM', 'Roseum Elegans'
<i>Rosa banksiae</i>	Lady Bank's Rose
<i>Rosmarinus officinalis</i>	Rosemary*
<i>Rumohra adiantiformis</i>	Leatherleaf Fern
<i>Santolina virens</i>	
<i>Sedum album</i>	Stonecrop
<i>Syzygium paniculatum</i>	Japanese Boxcherry
<i>Taxus cuspidata</i>	Japanese Yew
<i>Taxus media</i>	Yew
<i>Thuja occidentalis</i>	American Arborvitae
<i>Trachelospermum asiaticum</i>	Star Jasmine
<i>Tsuga canadensis</i>	Canada Hemlock
<i>Tulipa</i> spp.	Tulip species
<i>Viburnum japonicum</i>	Japanese Viburnum
<i>Viburnum odoratissimum</i>	Sweet Viburnum
<i>Viburnum plicatum</i>	Japanese Snowball
<i>Viburnum rigidum</i>	Canary Island Viburnum
<i>Viburnum tinus</i>	Laurustinus
<i>Viburnum trilobum</i>	Cranberry Bush
<i>Viburnum wrightii</i>	Leatherleaf Viburnum
<i>Vinca major</i>	Vinca
<i>Vinca minor</i>	Dwarf Periwinkle
<i>Vitis</i> spp.	Grape*
<i>Weigela florida</i>	Old Fashioned Weigela
<i>Yucca aloifolia</i>	Spanish Bayonet

<b>Scientific name</b>	<b>Common name</b>
<i>Yucca filamentosa</i>	Yucca, Adam's Needle

\*Do not use on food-producing trees, vines, or plants.



**Table 2 - Tolerant Ornamental Species/Varieties - All States Except California**

Scientific name	Common name
<i>Abelia grandiflora</i>	Abelia: Sherwood
<i>Achillea</i> spp.	Yarrow: King Edward
<i>Agapanthus orientalis</i>	
<i>Akebia quinata</i>	Five-Leaf or Chocolate Vine
<i>Allium cernuum</i>	Lady's Leek, Nodding Onion
<i>Anemone hybrida</i>	Japanese Anemone
<i>Aquilegia</i> spp.	Aquilegia: Red and Gold
<i>Artemisia</i> spp.	Wormwood; Silver Mound, Castle
<i>Aster</i> spp.	Aster: Bonny Blue, Purple Dome
<i>Aster X frikartii</i>	
<i>Athyrium filix-femina</i>	Lady Fern; Fern Lady
<i>Begonia</i> spp.	Fibrous Begonia: Hardy Grandis
<i>Bergenia cordifolia</i>	
<i>Boltonia asteroides</i>	Snowbank
<i>Bougainvillea</i> spp.	Bougainvillea
<i>Buddleia davidii</i>	Butterfly-Bush (Dwarf Blue); Royal Red
<i>Callistemon citrinus</i>	Crimson Bottlebrush
<i>Campanula carpatica</i>	Tussock Bellflower; (White Clips)
<i>Campis X tagliabuana</i>	Trumpet Creeper, Trumpet Flower, Madame Galen
<i>Ceratostigma plumbaginoides</i>	
<i>Chrysanthemum nipponicum</i>	
<i>Coreopsis</i> spp.	Coreopsis (Calliopsis): Early Sunrise, Moonbeam
<i>Crocsmia</i> spp.	Lucifer
<i>Delosperma</i> spp.	Cooperi Pink
<i>Delphinium</i> spp.	Larkspur, Blue Elf
<i>Dianthus deltoides</i>	Dianthus, Maiden Pinks 'Zing'
<i>Dianthus gratianopolitanus</i>	Cheddar Pink
<i>Echinacea pupurea</i>	Coneflower, Purple, Magnus
<i>Forsythia suspensa</i>	Weeping Forsythia
<i>Gaillardia</i> spp.	Gaillardia, Blanket Flower: 'Goblin'
<i>Gaura</i> spp.	
<i>Gentiana dahurica</i>	Gentian
<i>Geranium cinereum</i>	Cranesbill
<i>Gypsophila repens</i>	Baby's Breath
<i>Helianthemum</i> spp.	Sunrose
<i>Hemerocallis</i> spp.	Daylily: Aztec Gold, Stella De Oro, Tender Love
<i>Heucherella</i> spp.	Coral Bell; Bridget Bloom
<i>Hibiscus</i> spp.	Mallow; Disco Belle White
<i>Hosta plantaginea</i>	Hosta, Plantain Lily (Fragrant)
<i>Hosta sieboldiana</i>	Hosta, 'Searsucker'

Scientific name	Common name
<i>Houttuynia cordata</i> var. <i>variegata</i>	
<i>Hydrangea macrophylla</i>	Bigleaf Hydrangea
<i>Inula ensifolia</i>	
<i>Iris ensata</i>	Sword-Leaved Iris; Jodiesong
<i>Iris siberica</i>	Siberian Iris; Cabernet
<i>Juniperus davurica</i>	Parsoni
<i>Lagerstromia indica</i> x <i>fauriei</i>	Crape Myrtle; Tuscarora
<i>Lantana montevidensis</i>	Weeping Lantana
Lavender spp.	Lavender; Munstead
<i>Leontopodium alpinum</i>	Edelweiss
<i>Ligustrum sinense</i>	Chinese Privet; Variegata
<i>Lilium</i> spp.	Lily: Jazz
<i>Lirope muscari</i> var. <i>variegata</i>	Lirope, Variegated
<i>Lirope spicata</i>	Lirope, Creeping
<i>Lobelia cardinalis</i>	Cardinal Flower, Indian Pink
<i>Loropetalum chinense</i>	Burgundy
<i>Lythrum</i> spp.	Loosestrife; Modern Pink
<i>Miscanthus sinensis</i>	Yaku Jima, Silberfeder
<i>Oenothera missouriensis</i>	Evening Primrose
<i>Osmanthus heterophyllus</i>	Osmanthus (False Holly): Gulf Tide
<i>Paeonia suffruticosa</i>	Tree Peony
<i>Pennisetum setaceum</i>	Fountain Grass (Dwarf)
<i>Perovskia atriplicifolia</i>	
<i>Physostegia virginiana</i>	Dragonhead, False; Vivid
<i>Quercus shumardii</i>	Oak, Shumard's Red
<i>Rhaphiolepis umbellata</i>	Yedda Hawthorne
<i>Rhododendron</i> (including azalea)	'Delaware Valley White', 'Flame Creeper', 'Girard Crimson', 'George L. Tabor', Wakeiebisu, White Gumpo
<i>Rudbeckia</i> spp.	Black-Eyed Susan: Goldstrum
<i>Saxifraga</i> spp.	Saxifrage; Purple Dome
<i>Scabiosa</i> spp.	Pincushion Flower
<i>Sedum caudicola</i>	Stonecrop; Lidakense
<i>Sedum dasyphyllum</i>	Stonecrop
<i>Sedum spurium</i>	Stonecrop; Dragon's Blood
<i>Spiraea bumalda</i>	Spirea: Anthony Waterer
<i>Syzyglum paniculatum</i>	Australian Brushcherry
<i>Teucrium</i> spp.	Germander
<i>Thalictrum dipterocarpum</i>	Meadow Rue
<i>Veronica</i> spp.	Veronica, Speedwell; Sunny Border
<i>Viburnum suspensum</i>	Arrowwood Viburnum

\*Do not use on food-producing trees, vines, or plants.

19  
20

---

## **STORAGE AND DISPOSAL**

---

Do not contaminate water, food, or feed by storage and disposal.

### **Pesticide Storage**

Store in a cool, dry place. Keep container closed and away from food, feedstuffs, and domestic water supplies.

### **Pesticide Disposal**

Wastes resulting from the use of this product must be disposed of on site or at an approved waste disposal facility.

### **Container Handling**

Non-refillable container. Do not reuse or refill this container. Completely empty bag into application equipment. Then offer for recycling if available or dispose of empty bag in a sanitary landfill or by incineration.

### **Pesticide Disposal and Container Handling [Household/Residential]**

Non-refillable container. Do not reuse or refill this container.

**If empty:** Place in trash or offer for recycling if available.

**If partly filled:** Call your local solid waste agency [or 1-800-888-8372] [or Supplemental Distributor telephone number] for disposal instructions. Never place unused product down any indoor or outdoor drain.

## Optional Marketing Claims

- Treats up to 5,000 square feet of lawn [21.8 lb. bag]
- Treats up to 10,000 square feet of lawn [43.6 lb. bag]
- Treats up to 15,000 square feet of lawn [65.4 lb. bag]
- Treats up to 3,900 square feet of ornamental plants
- Feeds [The Lawn] Up To 2 Months
- Feeds [The Lawn] up To 3 months
- Feeds [The Lawn] Up To 4 Months
- Easy To Apply
- Contains Slow Release Nitrogen [For Lawn Feeding Efficiency]
- Provides [Quick] Spring Greenup
- Provides A Barricade To Crabgrass Germination
- Controlled Release Feeding for Uniform Growth
- Stimulates Root Growth
- Manage Your Lawn Like A Professional
- Prevents Crabgrass In Lawns
- [Provides] [Season-Long] Control Of Crabgrass
- Controls Crabgrass [Before It Germinates] [In A Single Application]
- Keeps Crabgrass From Germinating
- 2-In-1 - Fertilize And Crabgrass Control [In A Single Application]
- Crabgrass Preventer [+] [With] Lawn Fertilizer
- Controls Crabgrass and Broadleaf Weeds [Before They Germinate]
- Controls Crabgrass and Other Grass Weeds [Before They Germinate]
- Prevent Crabgrass and Fertilize [Your Lawn] In [One] [A Single] Application
- Apply In [Early] Spring
- Contains Barricade® [Preemergent Herbicide]
- Formulated for Home Lawns - Will Not Burn
- Satisfaction Guaranteed

---

Barricade® is a trademark of a Syngenta Group Company

<p>Questions or Comments? Call 1-800-888-8372 or visit our Website at <a href="http://www.syngenta.com">www.syngenta.com</a></p>
--

©2010 Syngenta

Manufactured for:  
Syngenta Crop Protection, Inc.  
P.O. Box 18300  
Greensboro, North Carolina 27419-8300