



UNITED STATES ENVIRONMENTAL PROTECTION AGENCY
WASHINGTON, D.C. 20460

OFFICE OF
CHEMICAL SAFETY AND
POLLUTION PREVENTION

Mr. Montague Dixon
Syngenta Crop Protection, Inc.
P.O. Box 18300
Greensboro, NC 27419-8300

AUG 12 2010

Subject: Label Amendment – Add Flex Cotton and additional Geographic Region
Product Name: Flexstar GT Herbicide
EPA Registration Number: 100-1325
Decision Number: 434426

The label amendment referred to above, submitted in connection with registration under the Federal Insecticide, Fungicide and Rodenticide Act (FIFRA), as amended is acceptable provided that you make the following change to the product labeling:

- 1) Revise the section heading, "General Information" to "Product Information."
- 2) Revise the section heading, "General Precautions" to "Use Restrictions" on page 10.
In addition, rephrase the bulleted statements in this section to "Do not" mandatory statements. For example, the first bullet under the heading must read:
"Do not apply more than 4.5 pts. Of Flexstar GT Herbicide (or an maximum of 0.375 lb. ai/A of fomesafen from any product containing fomesafen) per acre per year in Region 1 (see Regional use Map)."
- 3) On page 25, last sentence of the paragraph under "Post-Directed Application Timing in Roundup Ready Flex Cotton," revise "application timing recommendations" to "application timing instructions."
- 4) Remove "General" from "General Restrictions-Cotton" and "General Restrictions-Soybeans." on both the master and supplemental labels.
- 5) Revise "Container Disposal" to "Container Handling" in the Storage and Disposal section. In addition, add residue removal instructions for the refillable container per PR Notice 2007-4.
- 6) Revise the generic term of "glyphosate tolerant" crops to "glyphosate resistant" crops throughout the label. In addition, add the expiration date of January 1, 2014 to the label.

The corresponding supplemental label for Flexstar GT Herbicide is found acceptable.

EPA Reg. No. 100-1325
Label Amendment to add Flex Cotton
Decision Number: 434426

2/43

One copy of the master label stamped "Accepted with Comments" is enclosed for your records. One copy of the supplemental label stamped "Accepted" is also enclosed for your records. Products shipped after 18 months from the date on this notice or the next printing of the label whichever occurs first, must bear the new revised label. If these conditions are not complied with, the registration will be subject to cancellation in accordance with FIFRA. Your release for shipment of this product constitutes acceptance of these conditions. This label supersedes all previous accepted labels. You must submit one copy of the final printed label before the product is released for shipment.

Sincerely,

Mindy Mason for

Jim Tompkins
Product Manager (25)
Herbicide Branch
Registration Division (7505P)

GROUP 9 | 14 HERBICIDES

Flexstar® GT



Herbicide

For Control of Certain Weeds in Cotton and Soybeans

Active Ingredient:

Fomesafen:	6.72%
Glyphosate:	25.60%
Other Ingredients:	67.68%
Total:	100.00%

Contains 0.66 pounds of fomesafen and 2.63 pounds of glyphosate acid per gallon.

KEEP OUT OF REACH OF CHILDREN.

CAUTION

See additional precautionary statements and directions for use inside booklet. [2.5 gallon]

EPA Reg. 100-1325

EPA Est.

SCP 1325A

2.5 gallons
120 gallons
250 gallons
_____ gallons
Net Contents

ACCEPTED
with COMMENTS
in EPA Letter Dated
AUG 12 2010
Under the Federal Insecticide,
Fungicide, and Rodenticide Act
as amended, for the pesticide
registered under EPA Reg. No.
100-1325

FIRST AID	
If in eyes	<ul style="list-style-type: none"> • Hold eye open and rinse slowly and gently with water for 15-20 minutes. • Remove contact lenses, if present, after the first 5 minutes, then continue rinsing. • Call a poison control center or doctor for treatment advice.
If swallowed	<ul style="list-style-type: none"> • Call a poison control center or doctor immediately for treatment advice. • Have person sip a glass of water if able to swallow. • Do not induce vomiting unless told to by a poison control center or doctor. • Do not give anything by mouth to an unconscious person.
If on skin or clothing	<ul style="list-style-type: none"> • Take off contaminated clothing. • Rinse skin immediately with plenty of water for 15-20 minutes. • Call a poison control center or doctor for treatment advice.
If inhaled	<ul style="list-style-type: none"> • Move person to fresh air. • If person is not breathing, call 911 or an ambulance, then give artificial respiration, preferably mouth-to-mouth, if possible. • Call a poison control center or doctor for further treatment advice.
<p>Have the product container or label with you when calling a poison control center or doctor or going for treatment.</p>	
<p>HOTLINE NUMBER For 24 Hour Medical Emergency Assistance (Human or Animal) Or Chemical Emergency Assistance (Spill, Leak, Fire or Accident) Call 1-800-888-8372</p>	

PRECAUTIONARY STATEMENTS

Hazards to Humans and Domestic Animals

CAUTION

Causes moderate eye irritation. Avoid contact with eyes or clothing. Wash thoroughly with soap and water after handling and before eating, drinking, chewing gum, using tobacco, or using the toilet.

Personal Protective Equipment (PPE)

Some materials that are chemical resistant to this product are listed below. If you want more options, follow the instructions for Category C on an EPA chemical resistant category selection chart.

Applicators and other handlers must wear:

- Long-sleeved shirt and long pants
- Shoes plus socks
- Chemical-resistant gloves such as barrier laminate, butyl rubber ≥ 14 mils, nitrile rubber ≥ 14 mils, neoprene rubber ≥ 14 mils, polyvinyl chloride (PVC) ≥ 14 mils, or Viton® ≥ 14 mils.

In addition for aerial applications mixers and loaders handling more than 420 gallons of Flexstar GT Herbicide in any single workday must wear:

- Dust/mist filtering NIOSH-approved respirator with any N, R, P, or HE filter

Follow manufacturer's instructions for cleaning/maintaining PPE. If no such instructions for washables exist, use detergent and hot water. Keep and wash PPE separately from other laundry.

When handlers use closed systems, enclosed cabs, or aircraft in a manner that meets the requirements listed in the Worker Protection Standard (WPS) for agricultural pesticides [40 CFR 170.240(d)(4-6)], the handler PPE requirements may be reduced or modified as specified in the WPS.

User Safety Recommendations

Users should:

- Wash hands before eating, drinking, chewing gum, using tobacco or using the toilet.
- Remove clothing/PPE immediately if pesticide gets inside. Then wash thoroughly and put on clean clothing.
- Remove PPE immediately after handling this product. Wash the outside of gloves before removing. As soon as possible, wash thoroughly and change into clean clothing.

Environmental Hazards

Do not apply directly to water, or to areas where surface water is present, or to intertidal areas below the mean high water mark. Do not contaminate water when disposing of equipment washwaters. Do not apply when weather conditions favor drift from target area.

Fomesafen is known to leach through soil into groundwater under certain conditions as a result of label use. Use of this chemical in areas where soils are permeable, particularly where the water table is shallow, may result in groundwater contamination.

Physical and Chemical Hazards

Do not store, mix or apply this product or spray solutions of this product in unlined steel (except stainless steel), galvanized steel containers, or sprayer tanks. This product or spray solutions of this product will react with these containers and tanks and produce hydrogen gas which may form a highly combustible mixture. This gas mixture could flash or explode, causing serious personal injury, if ignited by spark, open flame, lighted cigarette, welder torch, or other ignition source.

Spray solutions of this product must be mixed, stored and applied using only stainless steel, fiberglass, plastic, or plastic-lined steel containers.

CONDITIONS OF SALE AND LIMITATION OF WARRANTY AND LIABILITY

NOTICE: Read the entire Directions for Use and Conditions of Sale and Limitation of Warranty and Liability before buying or using this product. If the terms are not acceptable, return the product at once, unopened, and the purchase price will be refunded.

The Directions for Use of this product must be followed carefully. It is impossible to eliminate all risks inherently associated with the use of this product. Crop injury, ineffectiveness or other unintended consequences may result because of such factors as manner of use or application, weather or crop conditions, presence of other materials or other influencing factors in the use of the product, which are beyond the control of SYNGENTA CROP PROTECTION, INC. or Seller. To the extent permitted by applicable law, Buyer and User agree to hold SYNGENTA and Seller harmless for any claims relating to such factors.

SYNGENTA warrants that this product conforms to the chemical description on the label and is reasonably fit for the purposes stated in the Directions for Use, subject to the inherent risks referred to above, when used in accordance with directions under normal use conditions. To the extent permitted by applicable law: (1) this warranty does not extend to the use of this product contrary to label instructions or under conditions not reasonably foreseeable to or beyond the control of Seller or SYNGENTA, and, (2) Buyer and User assume the risk of any such use. **TO THE EXTENT PERMITTED BY APPLICABLE LAW, SYNGENTA MAKES NO WARRANTIES OF MERCHANTABILITY OR OF FITNESS FOR A PARTICULAR PURPOSE NOR ANY OTHER EXPRESS OR IMPLIED WARRANTY EXCEPT AS WARRANTED BY THIS LABEL.**

To the extent permitted by applicable law, in no event shall SYNGENTA be liable for any incidental, consequential or special damages resulting from the use or handling of this product. **TO THE EXTENT PERMITTED BY APPLICABLE LAW, THE EXCLUSIVE REMEDY OF THE USER OR BUYER, AND THE EXCLUSIVE LIABILITY OF SYNGENTA AND SELLER FOR ANY AND ALL CLAIMS, LOSSES, INJURIES OR DAMAGES (INCLUDING CLAIMS BASED ON BREACH OF WARRANTY, CONTRACT, NEGLIGENCE, TORT, STRICT LIABILITY OR OTHERWISE) RESULTING FROM THE USE OR HANDLING OF THIS PRODUCT, SHALL BE THE RETURN OF THE PURCHASE PRICE OF THE PRODUCT OR, AT THE ELECTION OF SYNGENTA OR SELLER, THE REPLACEMENT OF THE PRODUCT.**

SYNGENTA and Seller offer this product, and Buyer and User accept it, subject to the foregoing Conditions of Sale and Limitation of Warranty and Liability, which may not be modified except by written agreement signed by a duly authorized representative of SYNGENTA.

DIRECTIONS FOR USE

It is a violation of Federal law to use this product in a manner inconsistent with its labeling.

Do not apply this product in a way that will contact workers or other persons, either directly or through drift. Only protected handlers may be in the area during application. For any requirements specific to your State or Tribe, consult the agency responsible for pesticide regulation.

AGRICULTURAL USE REQUIREMENTS

Use this product only in accordance with its labeling and with the Worker Protection Standard, 40 CFR part 170. This Standard contains requirements for the protection of agricultural workers on farms, forests, nurseries, and greenhouses, and handlers of agricultural pesticides. It contains requirements for training, decontamination, notification, and emergency assistance. It also contains specific instructions and exceptions pertaining to the statements on this label about personal protective equipment (PPE), and restricted-entry interval. The requirements in this box only apply to uses of this product that are covered by the Worker Protection Standard.

Do not enter or allow worker entry into treated areas during the restricted entry interval (REI) of 24 hours.

PPE required for early entry to treated areas that is permitted under the Worker Protection Standard and that involves contact with anything that has been treated, such as plants, soil, or water, is:

- Coveralls
- Shoes plus socks
- Chemical-resistant gloves such as barrier laminate, butyl rubber ≥ 14 mils, nitrile rubber ≥ 14 mils, neoprene rubber ≥ 14 mils, polyvinyl chloride (PVC) ≥ 14 mils, or Viton ≥ 14 mils.

GENERAL INFORMATION

Flexstar GT Herbicide may be applied as a preplant or preemergence burndown application in cotton or as a postemergence directed application in glyphosate-tolerant (GT) cotton and as a preplant or preemergence burndown in soybeans or as a postemergence over-the-top application in glyphosate-tolerant (GT) soybeans to control labeled broadleaf, grass and sedge weeds.

Environmental and Agronomic Conditions

Always apply Flexstar GT Herbicide under favorable environmental conditions that promote active weed growth. Avoid applying Flexstar GT Herbicide to weeds which are under stress from drought, extreme temperatures, excessive water, low humidity, low soil fertility, mechanical or chemical injury as reduced weed control and/or increased crop injury may result.

Preplant Surface, Preemergence or Postemergence Applications

Flexstar GT Herbicide will control or partially control certain germinating broadleaf weeds and sedges by soil residual activity from either preplant surface, preemergence or postemergence applications that come in contact with the soil. Moisture is necessary to activate Flexstar GT Herbicide in soil for residual weed control. Dry weather following applications of Flexstar GT Herbicide may reduce effectiveness. When adequate moisture is not received within 7 days after a Flexstar GT Herbicide application, weed control may be improved by overhead irrigation with at least a ¼ inch of water.

Cultivation

Cultivation prior to postemergence application is not recommended. Weeds may be put under stress by cultivation thus reducing weed control. Timely cultivation 2-3 weeks after applying Flexstar GT Herbicide may assist weed control.

Information on Weed Resistance

Flexstar GT Herbicide contains glyphosate which inhibits 5-enolpyruvylshikimate-3-phosphate (EPSP) synthase (Group 9 herbicide) and fomesafen which inhibits protoporphyrinogen oxidase (PPG oxidase or Protox) (Group 14 herbicide). Some naturally occurring weed populations have been identified as resistant to Group 9 and Group 14 herbicides. Selection of resistant biotypes, through repeated use of these herbicides in the same field, may result in weed control failures. A resistant biotype may be present if poor performance cannot be attributed to adverse environmental conditions or improper application methods. If resistance is suspected, contact your local Syngenta representative or agricultural advisor for assistance.

Glyphosate Resistance

Some naturally occurring weed biotypes resistant to glyphosate may exist through normal genetic variability in any weed population. The repeated use of herbicides with the same mode of action is known to lead, under certain conditions, to a selection of resistant weeds. Certain agronomic practices reduce the likelihood that resistant weed populations will develop and integrated strategies are known to manage such problem weeds.

Glyphosate is one of the active ingredients in Flexstar GT Herbicide, so glyphosate resistance management is critical. Flexstar GT Herbicide will control or partially control several broadleaf weeds that are showing increased tolerance or resistance to glyphosate. Flexstar GT Herbicide will not provide control of emerged grasses that are resistant to glyphosate.

The following is a list of Best Weed Management practices to be considered in glyphosate-based programs.

- In Roundup Ready® (RR) corn and RR soybean systems do not use more than two applications of a glyphosate-based herbicide over a two-year period. Diversify with alternative mode of action herbicides and/or cultural practices.
- In RR cotton, a maximum of three applications of a glyphosate-based herbicide may be used if employing in-crop cultivation and/or residual herbicides.
- Use alternative (non-glyphosate) burndown and/or residual herbicides for RR crops likely to require more than one application of glyphosate.
- To help manage RR resistant volunteers rotate RR crops with conventional or non-RR crops.
- Use full labeled rates of glyphosate and tank-mix partners. Minimize weed escapes.
- Monitor treated weed populations for any loss of field efficacy.
- Contact your local extension specialist, certified crop advisor, and/or Syngenta Crop Protection representative for herbicide resistance management and/or integrated weed management directions for specific crops and resistant weed biotypes.

APPLICATION DIRECTIONS

Drift Management

Avoiding spray drift at the application site is the responsibility of the applicator and the grower. The interaction of many equipment and weather-related factors determines the potential for spray drift. The applicator and grower must consider the interaction of equipment and weather-related factors to ensure that the potential for drift to sensitive nontarget plants is minimal.

This pesticide is to be applied only when the potential for drift to adjacent sensitive areas (e.g., residential areas, bodies of water, nontarget plants) is minimal (i.e., when the wind is blowing away from the sensitive area).

Spray Adjuvants

Flexstar GT Herbicide is specifically formulated with the ISOLINK™ Technology II that minimizes the need for additional spray adjuvants. Under certain conditions, burndown and postemergence activity may be improved by adding one or more of the following spray adjuvants:

Ammonium Sulfate (AMS) at 8.5 to 17 lb./100 gallons of water should be added in areas where commonly used with glyphosate containing products. Liquid formulations of AMS may be used at an equivalent rate.

One of the following spray adjuvants can be added for difficult to control weeds or under adverse conditions:

Crop Oil Concentrate (COC) or Methylated Seed Oil (MSO): Use a nonphytotoxic COC or MSO containing 15-20% approved emulsifier at 0.5-1% v/v (2-4 quarts/100 gallons) of finished spray volume. COC or MSO can improve weed control but may reduce crop tolerance.

Nonionic Surfactant (NIS): Use NIS containing at least 80% active ingredient at 0.25-0.5% v/v (1-2 quarts/100 gallons) of finished spray volume.

The use of deposition (drift control) agents that impact droplet size and coverage may reduce weed control.

Recommended Tank Mixing Order

1. Fill the spray tank with $\frac{1}{2}$ to $\frac{2}{3}$ the required amount of water and begin agitation.
2. Add AMS (if used).
3. Add dry pesticide formulations (WP, DF, etc.).
4. Add liquid pesticide formulations (EC, SC, etc.).
5. Add Flexstar GT Herbicide.
6. Add COC, MSO or NIS (if used).
7. Add the remaining water and maintain agitation throughout the spray operation.

Be sure to allow each tank-mix component to fully disperse before adding the next.

Ground Application

Use sufficient spray volume and pressure to ensure complete coverage of the target. A spray volume of 15-20 gallons per acre and 30-60 psi at the nozzle tip is recommended. When foliage is dense, use a minimum of 20 gallons per acre to ensure adequate coverage.

The use of flat fan nozzles will result in the most effective postemergence application of Flexstar GT Herbicide. Use nozzles that are set up to deliver medium quality spray (ASAE Standard S-572).

DO NOT USE AIR-INDUCTION, FLOOD TYPE OR OTHER SPRAY NOZZLES WHICH DELIVER COARSE, LARGE DROPLET SPRAYS.

Aerial Application

Use sufficient spray volume and pressure to ensure complete coverage of the target. A minimum of 5 gallons per acre of spray mixture should be applied with a maximum of 40 psi pressure. When foliage is dense, use a minimum of 10 gallons per acre to ensure coverage of weed foliage.

DO NOT APPLY THIS PRODUCT THROUGH ANY TYPE OF IRRIGATION SYSTEM.

GENERAL PRECAUTIONS

- A maximum of 4.5 pts. of Flexstar GT Herbicide **(or a maximum of 0.375 lb. a.i./A of fomesafen from any product containing fomesafen)** may be applied per acre per year in Region 1 (see Regional Use Map).
- A maximum of 4.5 pts. of Flexstar GT Herbicide **(or a maximum of 0.375 lb. a.i./A of fomesafen from any product containing fomesafen)** may be applied per acre in ALTERNATE years in Region 2 (see Regional Use Map).
- A maximum of 3.75 pts. of Flexstar GT Herbicide **(or a maximum of 0.313 lb. a.i./A of fomesafen from any product containing fomesafen)** may be applied per acre in ALTERNATE years in Region 3 (see Regional Use Map).
- A maximum of 3 pts. of Flexstar GT Herbicide **(or a maximum of 0.25 lb. a.i./A of fomesafen from any product containing fomesafen)** may be applied per acre in ALTERNATE years in Region 4 (see Regional Use Map).
- A maximum of 2.27 pts. of Flexstar GT Herbicide **(or a maximum of 0.1875 lb. a.i./A of fomesafen from any product containing fomesafen)** may be applied per acre in ALTERNATE years in Region 5 (see Regional Use Map).

- Thoroughly clean the spray system with water and a commercial tank cleaner before and after each use.
- Tank mixes of Flexstar GT Herbicide with other pesticides, fertilizers or any other additives except as specified on this label or other Syngenta labeling or recommendations made by Syngenta Crop Protection may result in tank-mix incompatibility, unsatisfactory performance or unacceptable crop injury.
- Avoid overlapping spray swaths, as injury may occur in crop or to rotational crops.
- Heavy rainfall or irrigation shortly after application may reduce performance.
- To provide adequate coverage, it is recommended that ground speed not exceed 10 mph during application.
- Do not apply when wind velocity exceeds 15 mph.
- Do not spray if conditions of thermal inversion exist, or if wind direction and speed may cause spray to drift onto adjacent nontarget areas. Drift minimization is the responsibility of the applicator. Consult with local and State agricultural authorities for information on avoiding or minimizing spray drift.
- Flexstar GT Herbicide is not volatile and cannot move as vapor after application onto nontarget vegetation.
- Severe damage or destruction may be caused by contact of Flexstar GT Herbicide to any desirable crop or plant to which treatment is not intended.
- Spray solutions of Flexstar GT Herbicide must be mixed, stored and applied using only plastic, plastic-lined steel, stainless steel, or fiberglass containers. Concentrate must not be stored in galvanized, carbon steel, aluminum or unlined steel containers.

ROTATIONAL CROP RESTRICTIONS

The following rotational crops may be planted after applying Flexstar GT Herbicide at specified rates:

Crop To Be Planted	Minimum Rotation Interval (Months After Last Flexstar GT Herbicide Application)
Cotton, dry beans, snap beans, and soybeans	0
Small grains such as wheat, barley, rye	4
Corn*, peanuts, peas, rice, seed corn	10
To avoid crop injury do not plant alfalfa, sunflowers, sugar beets, sorghum** or any other crop within	18

*Use a 12-month minimum rotation interval for popcorn in the states of Kentucky, Illinois, Indiana, Iowa, Ohio, and Region 4 when applied at rates of 3 pints per acre or more.

*Use 18-month minimum rotation interval for sweet corn in the states of Connecticut, Maine, Massachusetts, New Hampshire, New York, Rhode Island, and Vermont.

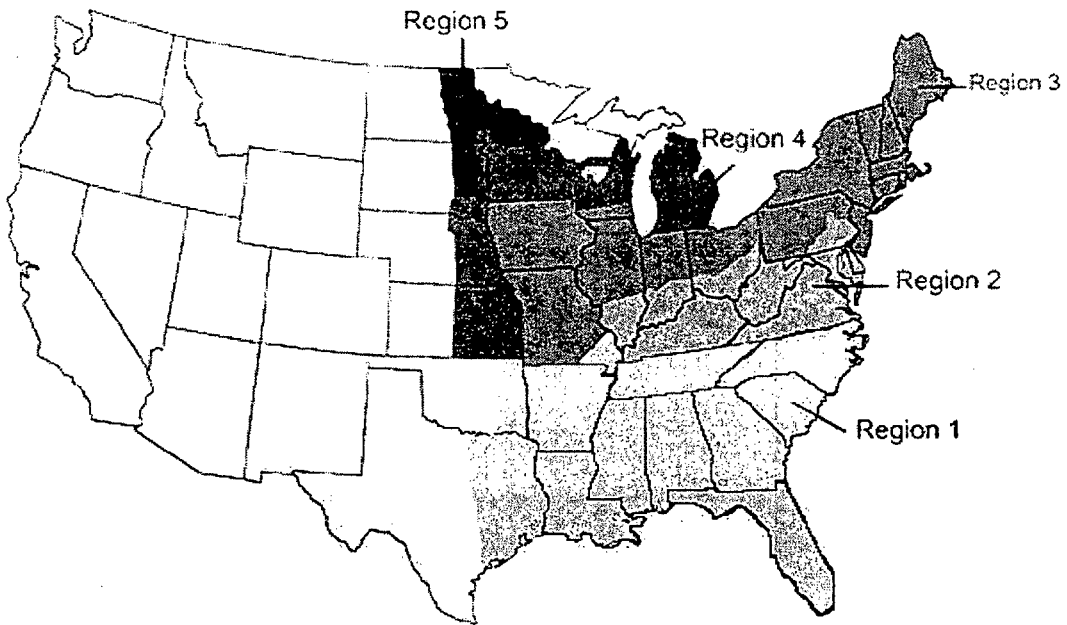
**Sorghum may be planted back after 10 months in Region 1.

Replanting

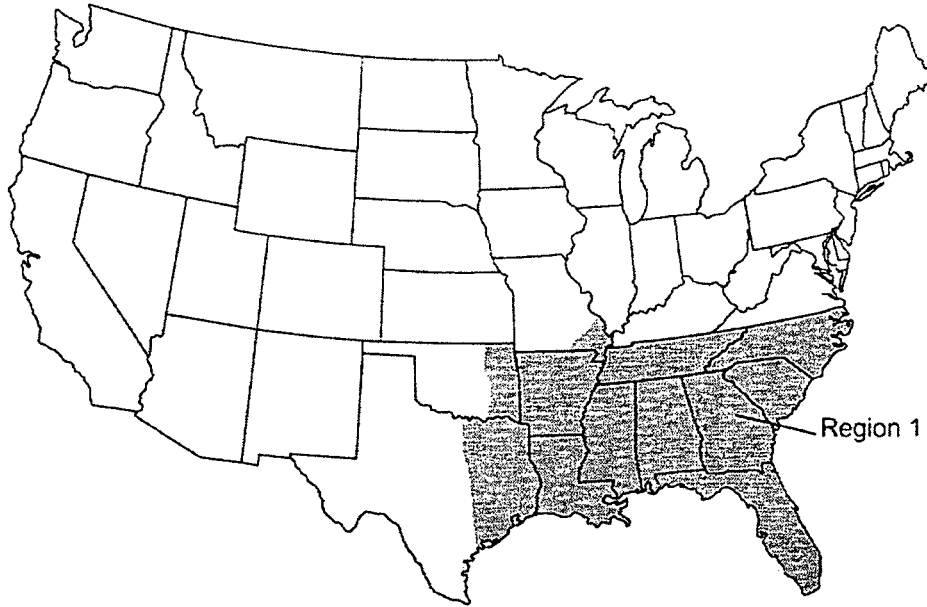
If replanting is necessary in fields previously treated with Flexstar GT Herbicide, the field may be replanted to cotton, dry beans, snap beans or soybeans. Do not apply a second application of Flexstar GT Herbicide or other fomesafen-containing product as crop injury or illegal residues may occur in harvested crops. If tank-mix combinations were used, refer to product labels for any additional replanting instructions.

USE RATES AND WEEDS CONTROLLED

FLEXSTAR GT HERBICIDE REGIONAL USE MAP

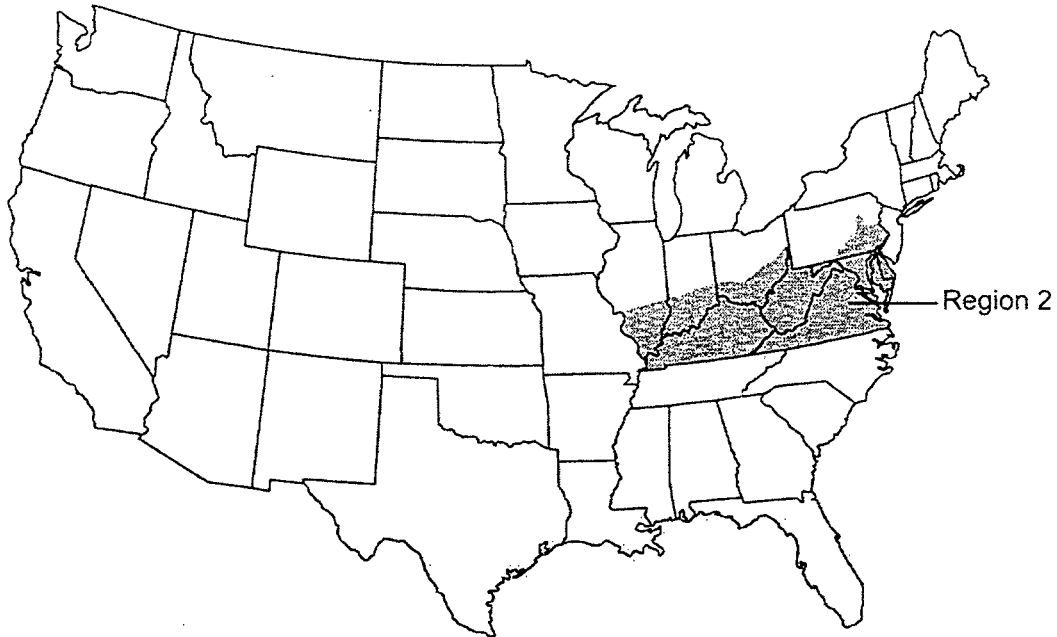


REGION 1
(Maximum Rate 4.5 pts./A per year)



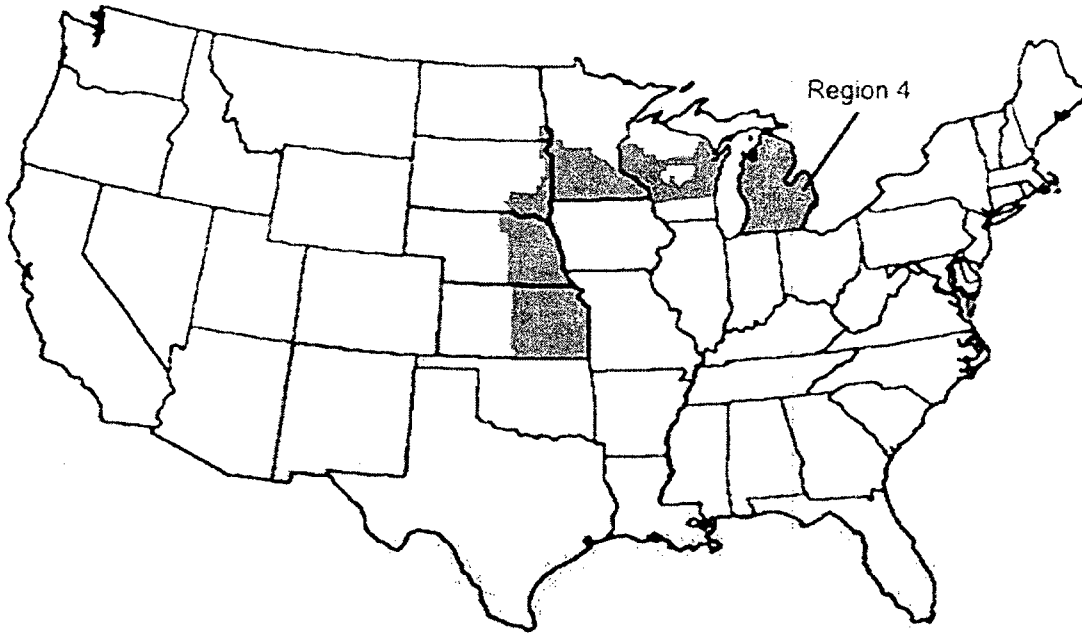
REGION 1 - Includes the following states or portion of states where Flexstar GT Herbicide may be applied: Alabama, Arkansas, Florida, Georgia, Louisiana, Mississippi, Missouri (counties of Bollinger, Butler, Cape Girardeau, Dunklin, Madison, Mississippi, New Madrid, Pemiscot, Perry, Ripley, Scott, Stoddard and Wayne), North Carolina, Oklahoma (East of U.S. Highway 75 and East of Indian Nation Parkway), South Carolina, Tennessee, and Texas (includes area East of U.S. Highway 77 to State Road 239 including all of Calhoun County).

REGION 2
(Maximum Rate 4.5 pts./A, Alternate Years)



REGION 2 - Includes the following states or portion of states where Flexstar GT Herbicide may be applied: Delaware, Kentucky, Maryland, Virginia, West Virginia, South of Interstate 70 in the following states: Illinois, Indiana and Ohio and all areas South of Interstate 80 to the intersection of U.S. Highway 15 and East of U.S. Highway 15 and U.S. Highway 522 in Pennsylvania.

REGION 4
(Maximum Rate 3 pts./A, Alternate Years)



REGION 4 - Includes the following states or portion of states where Flexstar GT Herbicide may be applied: Kansas (all counties East of or intersected by U.S. Highway 281), Michigan (Southern Peninsula), Minnesota (all areas South of Interstate 94), Nebraska (all counties East of or intersected by U.S. Highway 281), and Wisconsin (all areas, except those in Region 3, South of Interstate 94 from Minnesota state line to Eau Claire and South of U.S. Highway 29 from Eau Claire to Green Bay plus Barron, Chippewa, Clark, Door, Dunn, Eau Claire, Kewaunee, Marathon, Menominee, Oconto, Polk, Shawano, and St. Croix counties. The following counties are excluded: Adams, Marquette, Portage, Waupaca, Waushara and Wood). North Dakota (all areas East of Interstate 29 from Fargo South to the South Dakota state line). South Dakota (all areas East of Interstate 29 from the North Dakota state line to Watertown, all areas East of Highway 81 from Watertown to Madison and all areas East and South of State Road 34 and U.S. Highway 281 to the Nebraska state line).

REGION 5
(Maximum Rate 2.27 pts./A, Alternate Years)



REGION 5 - Includes the following states or portion of states where Flexstar GT Herbicide may be applied: North Dakota (all areas East of U.S. Highway 281 except those areas in Region 4), South Dakota (all areas East of U.S. Highway 281 except those areas in Region 4) and Minnesota (all areas South of U.S. Highway 2 except those areas in Region 4).

WEEDS CONTROLLED

Table 1. Weeds controlled or partially controlled* by preplant surface or preemergence application of Flexstar GT Herbicide at 3 to 4.5 pts./A¹.

Broadleaf Weeds Controlled		Soil Texture	Organic Matter
Amaranth, Palmer	<i>Amaranthus palmeri</i>	All soil types	Up to 5%
Croton, tropic ²	<i>Croton glandulosus</i>		
Eclipta	<i>Eclipta prostrata</i>		
Galinsoga species	<i>Galinsoga</i> spp.		
Lambsquarters, common	<i>Chenopodium album</i>		
Morningglory, smallflower	<i>Jacquemontia tamnifolia</i>		
Nightshade, black	<i>Solanum nigrum</i>		
Nightshade, eastern black	<i>Solanum ptychanthum</i>		
Pigweed, redroot	<i>Amaranthus retroflexus</i>		
Pigweed, smooth	<i>Amaranthus hybridus</i>		
Poinsettia, wild	<i>Euphorbia heterophylla</i>		
Purslane, common	<i>Portulaca oleracea</i>		
Ragweed, common ²	<i>Ambrosia artemisiifolia</i>		
Sida, prickly ²	<i>Sida spinosa</i>		
Starbur, bristly	<i>Acanthospermum hispidum</i>		
Broadleaf Weeds Partially Controlled*			
Anoda, spurred	<i>Anoda cristata</i>		
Cocklebur, common	<i>Xanthium strumarium</i>		
Morningglory, entireleaf	<i>Ipomoea hederacea</i> var. <i>integriuscula</i>		
Morningglory, ivyleaf	<i>Ipomoea hederacea</i>		
Morningglory, pitted (small white)	<i>Ipomoea lacunosa</i>		
Morningglory, red (scarlet)	<i>Ipomoea coccinea</i>		
Morningglory, tall (common)	<i>Ipomoea purpurea</i>		
Nightshade, hairy	<i>Solanum physalifolium</i>		
Ragweed, giant	<i>Ambrosia trifida</i>		
Waterhemp species	<i>Amaranthus</i> spp.		
Sedges Partially Controlled*			
Nutsedge, yellow	<i>Cyperus esculentus</i>		

*Partial control means significant activity but not always at a level considered acceptable for commercial weed control.

¹Use the higher end of the rate range when heavy weed populations are anticipated.

²Rates less than 4.5 pts./A will provide only partial control of this weed.

Table 2. Broadleaf weeds controlled by postemergence application of Flexstar GT Herbicide.

Broadleaf Weeds Controlled ¹	Scientific Name	Flexstar GT Herbicide Rate (pts./A) Maximum Growth Stage Controlled At		
		3 pts./A Maximum Height/Length (inches)	3.75 pts./A Maximum Height/Length (inches)	4.5 pts./A Maximum Height/Length (inches)
Amaranth, Palmer (glyphosate susceptible)	<i>Amaranthus palmeri</i>	4	4	6
Amaranth, Palmer (glyphosate resistant) ¹	<i>Amaranthus palmeri</i>	1	2	3
Amaranth, spiny	<i>Amaranthus spinosus</i>	2	2	4
Anoda, spurred	<i>Anoda cristata</i>	4	6	8
Buttercup species ³	<i>Ranunculus</i> spp.	6	8	10
Carpetweed	<i>Mollugo verticillata</i>	6" Diameter	Multi-leaf 6" Diameter	Unlimited Size
Chickweed, common	<i>Stellaria media</i>	6	8	10
Chickweed, mouseear	<i>Cerastium fontanum</i> ssp. <i>vulgare</i>	6	8	10
Citronmelon	<i>Citrullus lanatus</i>	2	4	6
Cocklebur, common	<i>Xanthium strumarium</i>	4	6	8
Copperleaf, hophornbeam	<i>Acalypha ostryifolia</i>	2	2	4
Copperleaf, Virginia	<i>Acalypha virginica</i>	2	2	4
Crotalaria, showy	<i>Crotalaria spectabilis</i>	4	6	8
Croton, tropic	<i>Croton glandulosus</i>	2	4	6
Cucumber, volunteer	<i>Cucumis sativas</i>	2	4	6
Deadnettle, purple	<i>Lamium purpureum</i>	4	6	8
Eclipta	<i>Eclipta prostrata</i>	6	8	10
Eveningprimrose, cutleaf	<i>Oenothera laciniata</i>	4	6	8
Groundcherry, cutleaf	<i>Physalis angulata</i>	4	6	6
Henbit	<i>Lamium amplexicaule</i>	4	6	8
Jimsonweed	<i>Datura stramonium</i>	4	6	8
Lambsquarters, common	<i>Chenopodium album</i>	4	8	10
Morningglory, cypressvine	<i>Ipomoea quamoclit</i>	4	4	6
Morningglory, entireleaf var.	<i>Ipomoea hederacea</i> var. <i>integriuscula</i>	3	3	4
Morningglory, ivyleaf	<i>Ipomoea hederacea</i>	3	3	4
Morningglory, purple moonflower	<i>Ipomoea turbinata</i>	3	4	4
Morningglory, red (scarlet)	<i>Ipomoea coccinea</i>	3	3	4

Broadleaf Weeds Controlled ¹	Scientific Name	Flexstar GT Herbicide Rate (pts./A) Maximum Growth Stage Controlled At		
		3 pts./A Maximum Height/Length (inches)	3.75 pts./A Maximum Height/Length (inches)	4.5 pts./A Maximum Height/Length (inches)
Morningglory, smallflower	<i>Jacquemontia tamnifolia</i>	3	3	4
Morningglory, pitted (Small white)	<i>Ipomoea lacunosa</i>	4	4	4
Morningglory, tall (common)	<i>Ipomoea purpurea</i>	3	3	4
Morningglory, palmleaf (willowleaf)	<i>Ipomoea wrightii</i>	3	3	4
Mustard, wild	<i>Sinapis arvensis</i>	6	8	10
Nightshade, black	<i>Solanum nigrum</i>	4	6	8
Pigweed, redroot	<i>Amaranthus retroflexus</i>	4	6	6
Pigweed, smooth	<i>Amaranthus hybridus</i>	4	4	6
Poinsettia, wild	<i>Euphorbia heterophylla</i>	4	6	8
Purslane, common	<i>Portulaca oleracea</i>	Multi-Leaf 4" Diameter	Multi-Leaf 6" Diameter	Multi-Leaf 8" Diameter
Pusley, Florida	<i>Richardia scabra</i>	4	6	8
Ragweed, common (glyphosate susceptible)	<i>Ambrosia artemisiifolia</i>	4	5	6
Ragweed, common (glyphosate resistant) ¹	<i>Ambrosia artemisiifolia</i>	2	4	5
Ragweed, giant (glyphosate susceptible)	<i>Ambrosia trifida</i>	4	6	8
Ragweed, giant (glyphosate resistant) ^{1,2}	<i>Ambrosia trifida</i>	2	2	4
Redweed	<i>Melochia corchorifolia</i>	4	6	8
Sesbania, hemp	<i>Sesbania exaltata</i>	6	8	10
Shepherdspurse	<i>Capsella bursa-pastoris</i>	6	8	10
Sicklepod	<i>Senna obtusifolia</i>	2	3	4
Sida, prickly	<i>Sida spinosa</i>	2	3	4
Smartweed, ladysthumb	<i>Polygonum persicaria</i>	4	6	8
Smartweed, Pennsylvania	<i>Polygonum pennsylvanicum</i>	4	6	8
Spurge, prostrate	<i>Chamaesyce humistrata</i>	4	6	8
Spurge, spotted	<i>Chamaesyce maculata</i>	4	6	8
Starbur, bristly	<i>Acanthospermum hispidum</i>	4	6	8

Broadleaf Weeds Controlled ¹	Scientific Name	Flexstar GT Herbicide Rate (pts./A) Maximum Growth Stage Controlled At		
		3 pts./A Maximum Height/Length (inches)	3.75 pts./A Maximum Height/Length (inches)	4.5 pts./A Maximum Height/Length (inches)
Sunflower, common	<i>Helianthus annuus</i>	4	6	8
Velvetleaf	<i>Abutilon theophrasti</i>	4	6	8
Venice mallow	<i>Hibiscus trionum</i>	4	4	6
Waterhemp species (glyphosate susceptible)	<i>Amaranthus</i> spp.	2	4	6
Waterhemp species (glyphosate resistant) ¹	<i>Amaranthus</i> spp.	2	3	4
Yellow rocket	<i>Barbarea vulgaris</i>	6	8	10

*Partial control means significant activity but not always at a level considered acceptable for commercial weed control.

¹Weed biotypes that have multiple resistances to both glyphosate and protoporphyrinogen oxidase inhibitor herbicides will not be controlled by Flexstar GT Herbicide - see your local Syngenta representative and/or state university extension recommendations for control programs.

²Partial control* of glyphosate resistant giant ragweed - see your local Syngenta representative and/or state university extension recommendations for control programs.

³Control will be reduced at the button stage.

Table 3. Grasses controlled by postemergence application of Flexstar GT Herbicide

Grass Weeds Controlled ¹	Scientific Name	Flexstar GT Herbicide Rate (pts./A)		
		Maximum Growth Stage Controlled At	3 pts./A Maximum Height (inches)	3.75 pts./A Maximum Height (inches)
Barley, volunteer	<i>Hordeum vulgare</i>		24	
Barnyardgrass	<i>Echinochloa crus-galli</i>		6	10
Bluegrass, annual	<i>Poa annua</i>		12	
Corn, volunteer (glyphosate susceptible)	<i>Zea mays</i>		24	
Crabgrass species	<i>Digitaria</i> spp.		12	
Foxtail species	<i>Setaria</i> spp.		18	
Goosegrass	<i>Eleusine indica</i>		6	8
Johnsongrass, seedling ¹	<i>Sorghum halepense</i>		12	18
Oats, volunteer	<i>Avena sativa</i>		18	
Oats, wild	<i>Avena fatua</i>		18	
Panicum, browntop	<i>Panicum fasciculatum</i>		10	18
Panicum, fall	<i>Panicum dichotomiflorum</i>		6	10
Panicum, Texas	<i>Panicum texanum</i>		10	18
Red Rice	<i>Oryza sativa</i>		3	
Rye, volunteer	<i>Secale cereale</i>		12	18
Ryegrass, Italian (annual) ¹	<i>Lolium multiflorum</i>		8	10
Shattercane	<i>Sorghum bicolor</i>		12	16
Sprangletop species	<i>Leptochloa</i> spp.		18	
Signalgrass, broadleaf	<i>Brachiaria platyphylla</i>		8	10
Wheat, volunteer	<i>Triticum aestivum</i>		18	
Wild proso millet	<i>Panicum miliaceum</i>		12	16
Witchgrass	<i>Panicum capillare</i>		12	
Woolly cupgrass	<i>Eriochloa villosa</i>		12	

¹Flexstar GT Herbicide will not control glyphosate-resistant seedling johnsongrass and Italian ryegrass biotypes or other glyphosate resistant grass species.

COTTON

Burndown and Residual Weed Control Applications

Flexstar GT Herbicide can provide burndown of emerged weeds and residual control of certain germinating broadleaf weeds and sedges from either a preplant surface or preemergence application in cotton. Apply as a preplant surface or preemergence treatment only to coarse textured soils (sandy loam, loamy sand, sandy clay loam). **Do not** apply as a preplant surface or preemergence treatment to medium or fine-textured soils as crop injury will likely occur.

Refer to Table 1 for use rates and weeds controlled by preplant surface or preemergence applications and Tables 2 and 3 for use rates, weed growth stages and weeds controlled by postemergence applications.

Emerged weeds must have thorough spray coverage for effective control. Refer to the **Spray Adjuvants** section for directions on spray adjuvants for postemergence weed control.

Moisture is necessary to activate Flexstar GT Herbicide in soil for residual weed control. Dry weather following application of Flexstar GT Herbicide may reduce residual activity. When adequate moisture is not received within 7 days after a Flexstar GT Herbicide application, residual weed control may be improved with at least a ¼ inch of overhead irrigation.

Cotton plants are tolerant to preemergence applications of Flexstar GT Herbicide when applied at specified rates and to coarse-textured soils. Some crinkling or spotting of cotton foliage or stunting may occur, especially if heavy rainfall occurs during or soon after cotton emergence but cotton plants normally outgrow these effects and develop normally.

Tank Mixes for Burndown and Residual Weed Control Applications

Flexstar GT Herbicide can be applied in a tank mix with the following products: Caparol®, Cotoran®, Dicamba, Direx®, Glyphosate products (such as Touchdown® or Roundup® brands), Karmex®, Prowl® H₂O, Solicam®, and Staple®. Refer to individual product labels for precautionary statements, restrictions, rates and a list of weeds controlled.

Post-Directed Application in Roundup Ready Flex Cotton

Apply Flexstar GT Herbicide in emerged Roundup Ready Flex cotton as a post-directed treatment using precision post-directed, hooded or shielded application equipment to provide complete coverage of emerged weeds. Apply Flexstar GT Herbicide at 3 pts./A in a minimum of 15 gallons spray solution per acre. Applications may be made

broadcast or banded. Post-directed applications of Flexstar GT Herbicide will provide contact control of labeled weeds and residual preemergence control of labeled weeds (once activated by rainfall or irrigation). Refer to Table 1 for weeds controlled or partially controlled through residual activity and Tables 2-3 for weeds controlled by postemergence activity. Do not exceed 3 pts./A as a post-directed application in Roundup Ready Flex cotton.

Cotton foliage is not tolerant to Flexstar GT Herbicide applications. Avoid contact to cotton foliage as unacceptable injury will occur. Application equipment should be calibrated (spray pressure, nozzle type and configuration, and orifice size) to avoid fine spray droplets contacting green cotton stems and foliage.

Post-Directed Application Timing in Roundup Ready Flex Cotton

Flexstar GT Herbicide may be applied as a post-directed application to Roundup Ready Flex cotton when cotton is at least 6 inches in height through layby. All post-directed applications should avoid spray contact with any green non-barked parts of the cotton plant or foliage as unacceptable injury will occur. Follow the application timing recommendations below for post-directed applications in Roundup Ready Flex cotton.

Shielded and Hooded Applications

Make a precision post-directed Flexstar GT Herbicide application to the base of the cotton plant avoiding contact with the cotton stem or foliage when cotton is at least 6 inches in height to avoid cotton injury. Use only hooded or shielded spray equipment to apply Flexstar GT Herbicide in cotton that is 6 inches in height. Adjust nozzles to provide full coverage of emerged target weeds.

Layby Applications

Make a post-directed Flexstar GT Herbicide application to the base of the cotton plant avoiding contact with any non-barked portion of the cotton plant or foliage. Use precision post-directed equipment or hooded or shielded sprayers on cotton that has developed a minimum of 4 inches of brown bark through layby. Application equipment should be configured to provide full coverage of emerged target weeds.

Tank Mixes for Post-Directed Applications

Flexstar GT Herbicide can be applied in a tank mix with most cotton herbicides which are labeled for post-directed, hooded or shielded applications. Refer to individual product labels for precautionary statements, restrictions, rates and a list of weeds controlled.

General Restrictions - Cotton

- **DO NOT** apply Flexstar GT Herbicide over the top of cotton as plant death will occur.
- Do not exceed 4.5 pts. of Flexstar GT Herbicide per acre in any one year and also adhere to the maximum rate that may be applied in each geographic region (refer to the Flexstar GT Herbicide Regional Use Map).
- Do not exceed 3 pts. of Flexstar GT Herbicide per acre as a post-directed application.
- Do not apply Flexstar GT Herbicide later than 70 days before harvest.

SOYBEANS

Burndown and Residual Weed Control Applications - Glyphosate-Tolerant and Non-Glyphosate-Tolerant Soybeans

Flexstar GT Herbicide can provide burndown of emerged weeds and residual control of certain germinating broadleaf weeds and sedges from either a preplant surface or preemergence application in soybeans.

Refer to Table 1 for rates and weeds controlled by preplant surface or preemergence applications and Tables 2 and 3 for rates, weed growth stages and weeds controlled by postemergence applications.

Emerged weeds must have thorough spray coverage for effective control. Refer to the **Spray Adjuvants** section for directions on spray adjuvants for postemergence weed control.

Moisture is necessary to activate Flexstar GT Herbicide in soil for residual weed control. Dry weather following application of Flexstar GT Herbicide may reduce effectiveness of residual activity. When adequate moisture is not received within 7 days after a Flexstar GT Herbicide application, residual weed control may be improved with at least a ¼ inch of overhead irrigation.

Preplant Surface or Preemergence Tank-Mix Applications - Soybeans

Flexstar GT Herbicide can be tank mixed with the following products for preplant surface or preemergence applications in glyphosate-tolerant and non-glyphosate-tolerant soybeans: 2,4-D, Dicamba, Glyphosate products (such as Touchdown or Roundup brands).

Refer to the tank-mix partner label for use directions, restrictions and limitations. The most restrictive product labeling applies.

Postemergence Over-The-Top Applications in Glyphosate-Tolerant Soybeans

Flexstar GT Herbicide can provide postemergence control of a broad spectrum of grass and broadleaf weeds as an over-the-top application in glyphosate-tolerant soybeans. Refer to Tables 2 and 3 for specific directions on weed growth stages, rates and weeds controlled. Emerged weeds must have thorough spray coverage for effective control. Refer to the **Spray Adjuvants** section for directions on spray adjuvants for postemergence weed control.

Postemergence, in-crop applications of Flexstar GT Herbicide that come in contact with soil may control or partially control certain germinating broadleaf weeds and sedges.

Some bronzing, crinkling or spotting of soybean leaves may occur following postemergence applications, but soybeans soon outgrow these effects and develop normally.

Special Postemergence Use Rates for Specific Weed Control Situations in Glyphosate-Tolerant Soybeans

Flexstar GT Herbicide may be applied at 2.375 pts./A (38 fl. oz./A) in Regions 1-4 as a postemergence application to control non-glyphosate resistant weeds including difficult to control weeds such as morningglory, velvetleaf and black nightshade in glyphosate-tolerant soybeans. Apply when weeds are 1-4 inches in height/length.

Flexstar GT Herbicide may be applied at 2.27 pts./A (36.3 fl. oz./A) in Region 5 as a postemergence application to control non-glyphosate resistant weeds including difficult to control weeds such as velvetleaf and black nightshade in glyphosate-tolerant soybeans. Apply when weeds are 1-3 inches in height/length.

Postemergence Over-The-Top Tank-Mix Applications - Glyphosate-Tolerant Soybeans Only

Flexstar GT Herbicide can be tank mixed with the following products for postemergence applications in glyphosate-tolerant soybeans: Fusilade® DX, Fusion®, and Glyphosate products (such as Touchdown or Roundup brands).

Refer to the tank-mix partner label for use directions, restrictions and limitations. The most restrictive product labeling applies.

General Restrictions - Soybeans

- DO NOT apply Flexstar GT Herbicide as an over-the-top application to non-glyphosate-tolerant soybeans as plant death will occur.

- Refer to Flexstar GT Herbicide Regional Use Map for the maximum rate of Flexstar GT Herbicide (or other fomesafen-containing products) that may be applied in each geographic region. Do not apply to any field in Regions 2, 3, 4, or 5 more than once every two years.
- Do not exceed 4.5 pints of Flexstar GT Herbicide per acre in any one year and also adhere to the maximum rate that may be applied in each geographic region (refer to the Flexstar GT Herbicide Regional Use Map).
- Do not graze treated areas or harvest for forage or hay.
- Do not apply within 45 days of harvest.

AERIAL SPRAY DRIFT MANAGEMENT ADVISORY

Spray Drift Management

AVOIDING SPRAY DRIFT AT THE APPLICATION SITE IS THE RESPONSIBILITY OF THE APPLICATOR. The interaction of many equipment and weather-related factors determines the potential for spray drift. The applicator and the grower are responsible for considering all these factors when making decisions.

The following drift management requirements must be followed to avoid off-target drift movement from aerial applications to agricultural field crops. These requirements do not apply to forestry applications, public health uses or to applications using dry formulations.

1. The distance of the outer most nozzles on the boom must not exceed $\frac{3}{4}$ the length of the wingspan or rotor.
2. Nozzles must always point backward parallel with the air stream and never be pointed downwards more than 45 degrees.

Where states have more stringent regulations, they must be observed.

The applicator must be familiar with and take into account the information covered in the **Aerial Drift Reduction Advisory Information**.

Aerial Drift Reduction Advisory Information

Importance of Droplet Size

The most effective way to reduce drift potential is to apply large droplets. The best drift management strategy is to apply the largest droplets that provide sufficient coverage

and control. Applying larger droplets reduces drift potential, but will not prevent drift if applications are made improperly, or under unfavorable environmental conditions (See **Wind, Temperature and Humidity**, and **Temperature Inversion** sections of this label).

Controlling Droplet Size

- **Volume** - Use high flow rate nozzles to apply the highest practical spray volume. Nozzles with higher rated flows produce larger droplets.
- **Pressure** - Use the lower spray pressures recommended for the nozzle. Higher pressure reduces droplet size and does not improve canopy penetration. When higher flow rates are needed, use higher flow rate nozzles instead of increasing pressure.
- **Number of nozzles** - Use the minimum number of nozzles that provide uniform coverage.
- **Nozzle Orientation** - Orienting nozzles so that the spray is released backwards parallel to the airstream will produce larger droplets than other orientations. Significant deflection from horizontal will reduce droplet size and increase drift potential.
- **Nozzle Type** - Use a nozzle type that is designed for the intended application. With most nozzle types, narrower spray angles produce larger droplets. Consider using low-drift nozzles. Solid stream nozzles oriented straight back produce larger droplets than other nozzle types.

Boom Length

For some use patterns, reducing the effective boom length to less than $\frac{3}{4}$ of the wingspan or rotor length may further reduce drift without reducing swath width.

Application Height

Applications must not be made at a height greater than 10 feet above the top of the largest plants unless a greater height is required for aircraft safety. Making applications at the lowest height that is safe reduces exposure of droplets to evaporation and wind.

Swath Adjustment

When applications are made with a crosswind, the swath will be displaced downwind. Therefore, on the up and downwind edges of the field, the applicator must compensate for this displacement by adjusting the path of the aircraft upwind. Swath adjustment distance should increase with increasing drift potential (higher wind, smaller drops, etc.).

Wind

Drift potential is lowest between wind speeds of 2-10 mph. However, many factors, including droplet size and equipment type determine drift potential at any given speed. Application must be avoided below 2 mph due to variable wind direction and high inversion potential. **NOTE:** Local terrain can influence wind patterns. Every applicator must be familiar with local wind patterns and how they affect spray drift.

Temperature and Humidity

When making applications in low relative humidity, set up equipment to produce larger droplets to compensate for evaporation. Droplet evaporation is most severe when conditions are both hot and dry.

Temperature Inversions

Applications must not occur during a temperature inversion because drift potential is high. Temperature inversions restrict vertical air mixing, which causes small suspended droplets to remain in a concentrated cloud. This cloud can move in unpredictable directions due to the light variable winds common during inversions. Temperature inversions are characterized by increasing temperatures with altitude and are common on nights with limited cloud cover and light to no wind. They begin to form as the sun sets and often continue into the morning. Their presence can be indicated by ground fog; however, if fog is not present, inversions can also be identified by the movement of smoke from a ground source or an aircraft smoke generator. Smoke that layers and moves laterally in a concentrated cloud (under low wind conditions) indicates an inversion, while smoke that moves upward and rapidly dissipates indicates good vertical air mixing.

Sensitive Areas

The pesticide is to be applied only when the potential for drift to adjacent sensitive areas (e.g. residential areas, bodies-of-water, known habitat for threatened or endangered species, nontarget crops) is minimal (e.g. when wind is blowing away from the sensitive areas).

STORAGE AND DISPOSAL

Do not contaminate water, food or feed by storage or disposal.

Pesticide Storage

Store above 32°F in original containers only. If product freezes, return to room temperature and agitate to reconstitute. Keep container closed when not in use. Do not

store near food or feed. In case of spill or leak on floor or paved surfaces, soak up with sand, earth or synthetic absorbent. Remove to chemical waste area.

Pesticide Disposal

Pesticide wastes are acutely hazardous. Improper disposal of excess pesticide, spray mixture or rinsate is a violation of federal law. If these wastes cannot be disposed of by use according to label instructions, contact your State Pesticide or Environmental Control Agency or the Hazardous Waste Representative at the nearest EPA Regional Office for guidance.

Container Disposal [2.5 gallons]

Non-refillable container. Do not reuse or refill this container. Offer for recycling if available.

Residue Removal [2.5 gallons]

Triple rinse container (or equivalent) promptly after emptying. Triple rinse as follows: empty the remaining contents into application equipment or a mix tank and drain for 10 seconds after the flow begins to drip. Fill the container ¼ full with water and recap. Shake for 10 seconds. Pour rinsate into application equipment or a mix tank or store rinsate for later use or disposal. Drain for 10 seconds after the flow begins to drip. Repeat this procedure two more times.

Container Disposal [120, 250 Gallons and Bulk]


Refillable container. Refill this container with Flexstar GT Herbicide only. Do not reuse this container for any other purpose.

Residue Removal [120, 250 Gallons and Bulk]

Cleaning the container before final disposal is the responsibility of the person disposing of the container. Cleaning before refilling is the responsibility of the refiller.

After filling and before transporting, check for leaks. Do not refill or transport damaged or leaking container.

CONTAINER IS NOT SAFE FOR FOOD, FEED OR DRINKING WATER.

Caparol®, Dual Magnum®, Flexstar® GT, Fusilade® DX, Fusion®, ISOLINK™ Technology II, Solicam®, Suprend™, Touchdown®, the Syngenta logo and the CP FRAME  are trademarks of a Syngenta Company

Cotoran® trademark of Makhteshim Agan of North America, Inc.

Direx®, Karmex®, Staple®, and Viton® trademarks of E. I. du Pont de Nemours and Company

Prowl® trademark of BASF Ag Products

Roundup® and Roundup Ready® trademarks of Monsanto Company

©201X Syngenta

For non-emergency (e.g., current product information) call
Syngenta Crop Protection at 1-800-334-9481

Manufactured for:
Syngenta Crop Protection, Inc.
P. O. Box 18300
Greensboro, North Carolina 27419

SCP 1325A

[Container Label - 2.5 gallons]

GROUP 9 | 14 HERBICIDES

Flexstar® GT



Herbicide

For Control of Certain Weeds in Cotton and Soybeans

Active Ingredient:

Fomesafen:	6.72%
Glyphosate:	25.60%
Other Ingredients:	67.68%
Total:	100.00%

Contains 0.66 pounds of fomesafen and 2.63 pounds of glyphosate acid per gallon. [2.5 gallon]

See additional precautionary statements and directions for use inside booklet.

AGRICULTURAL USE REQUIREMENTS

Use this product only in accordance with its labeling and with the Worker Protection Standard, 40 CFR part 170. Refer to supplemental labeling under "Agricultural Use Requirements" in the Directions for Use section for information about this standard.

EPA Reg. 100-1325

EPA Est.

SCP 1325A

2.5 gallons
Net Contents

KEEP OUT OF REACH OF CHILDREN.

CAUTION

Precautionary Statements

Hazards to Humans and Domestic Animals

CAUTION

Causes moderate eye irritation. Avoid contact with eyes or clothing. Wash thoroughly with soap and water after handling and before eating, drinking, chewing gum, using tobacco, or using the toilet.

FIRST AID	
If in eyes	<ul style="list-style-type: none"> • Hold eye open and rinse slowly and gently with water for 15-20 minutes. • Remove contact lenses, if present, after the first 5 minutes, then continue rinsing. • Call a poison control center or doctor for treatment advice.
If swallowed	<ul style="list-style-type: none"> • Call a poison control center or doctor immediately for treatment advice. • Have person sip a glass of water if able to swallow. • Do not induce vomiting unless told to by a poison control center or doctor. • Do not give anything by mouth to an unconscious person.
If on skin or clothing	<ul style="list-style-type: none"> • Take off contaminated clothing. • Rinse skin immediately with plenty of water for 15-20 minutes. • Call a poison control center or doctor for treatment advice.
If inhaled	<ul style="list-style-type: none"> • Move person to fresh air. • If person is not breathing, call 911 or an ambulance, then give artificial respiration, preferably mouth-to-mouth, if possible. • Call a poison control center or doctor for further treatment advice.
Have the product container or label with you when calling a poison control center or doctor or going for treatment.	
HOTLINE NUMBER For 24 Hour Medical Emergency Assistance (Human or Animal) Or Chemical Emergency Assistance (Spill, Leak, Fire or Accident) Call 1-800-888-8372	

Environmental Hazards

Do not apply directly to water, or to areas where surface water is present, or to intertidal areas below the mean high water mark. Do not contaminate water when disposing of equipment washwaters. Do not apply when weather conditions favor drift from target area.

Fomesafen is known to leach through soil into groundwater under certain conditions as a result of label use. Use of this chemical in areas where soils are permeable, particularly where the water table is shallow, may result in groundwater contamination.

Physical and Chemical Hazards

Do not store, mix or apply this product or spray solutions of this product in unlined steel (except stainless steel), galvanized steel containers, or sprayer tanks. This product or spray solutions of this product will react with these containers and tanks and produce hydrogen gas which may form a highly combustible mixture. This gas mixture could flash or explode, causing serious personal injury, if ignited by spark, open flame, lighted cigarette, welder torch, or other ignition source.

Spray solutions of this product must be mixed, stored and applied using only stainless steel, fiberglass, plastic, or plastic-lined steel containers.

STORAGE AND DISPOSAL

Do not contaminate water, food or feed by storage or disposal.

Pesticide Storage

Store above 32°F in original containers only. If product freezes, return to room temperature and agitate to reconstitute. Keep container closed when not in use. Do not store near food or feed. In case of spill or leak on floor or paved surfaces, soak up with sand, earth or synthetic absorbent. Remove to chemical waste area.

Pesticide Disposal

Pesticide wastes are acutely hazardous. Improper disposal of excess pesticide, spray mixture or rinsate is a violation of federal law. If these wastes cannot be disposed of by use according to label instructions, contact your State Pesticide or Environmental Control Agency or the Hazardous Waste Representative at the nearest EPA Regional Office for guidance.

Container Disposal [2.5 gallons]

Non-refillable container. Do not reuse or refill this container. Offer for recycling if available.

Residue Removal [2.5 gallons]

Triple rinse container (or equivalent) promptly after emptying. Triple rinse as follows: empty the remaining contents into application equipment or a mix tank and drain for 10 seconds after the flow begins to drip. Fill the container ¼ full with water and recap. Shake for 10 seconds. Pour rinsate into application equipment or a mix tank or store rinsate for later use or disposal. Drain for 10 seconds after the flow begins to drip. Repeat this procedure two more times.

Container Disposal [120, 250 Gallons and Bulk]


Refillable container. Refill this container with Flexstar GT Herbicide only. Do not reuse this container for any other purpose.

Residue Removal [120, 250 Gallons and Bulk]

Cleaning the container before final disposal is the responsibility of the person disposing of the container. Cleaning before refilling is the responsibility of the refiller.

After filling and before transporting, check for leaks. Do not refill or transport damaged or leaking container.

CONTAINER IS NOT SAFE FOR FOOD, FEED OR DRINKING WATER.

Flexstar® GT, the Syngenta logo and the CP FRAME  are trademarks of a Syngenta Company

©201X Syngenta

Manufactured for:
Syngenta Crop Protection, Inc.
P. O. Box 18300
Greensboro, North Carolina 27419

SCP 1325A

Flexstar GT 1325 MAS AMENDB 0110 - bb - 5-7-10

000100-01325.20100127B.FLEXSTAR-GT-AMEND-0110.pdf

39/
43

SUPPLEMENTAL LABEL

Syngenta Crop Protection, Inc.
P. O. Box 18300
Greensboro, North Carolina 27419-8300
SCP 1325A-S1 0110

ACCEPTED
with COMMENTS
in EPA Letter Dated

AUG 12 2010

Under the Federal Insecticide,
Fungicide, and Rodenticide Act
as amended, for the pesticide
registered under EPA Reg. No.

100-1325

Flexstar® GT

Herbicide

For Control of Certain Weeds in Cotton and Soybeans

Active Ingredient:

Fomesafen:	6.72%
Glyphosate:	25.60%
<hr/>	
Other Ingredients:	67.68%
Total:	100.00%

Contains 0.66 pounds of fomesafen and 2.63 pounds of glyphosate acid per gallon.

KEEP OUT OF REACH OF CHILDREN.

CAUTION

EPA Reg. No. 100-1325

All applicable directions, restrictions and precautions on the EPA-registered label are to be followed. Before using FLEXSTAR GT HERBICIDE as permitted according to this supplemental label, read and follow all applicable directions, restrictions, and precautions on the EPA registered label on or attached to the pesticide product container. This Supplemental Labeling contains revised use instructions and or restrictions that may be different from those that appear on the container label. This Supplemental Labeling must be in the possession of the user at the time of pesticide application. It is a violation of Federal law to use this product in a manner inconsistent with its labeling.



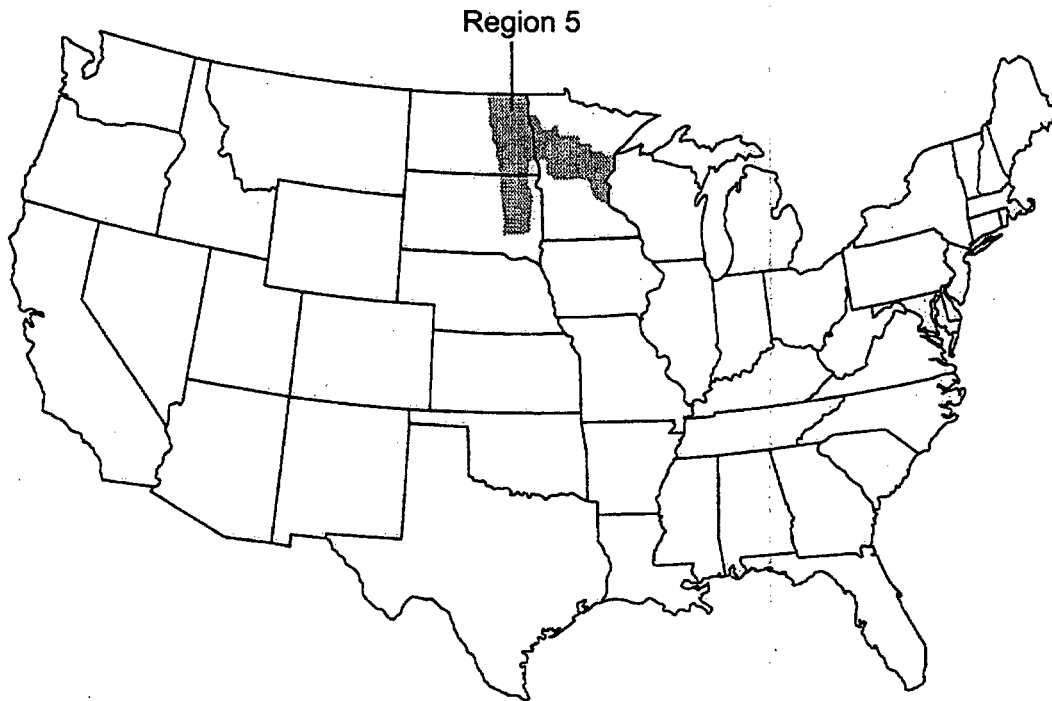
DIRECTIONS FOR USE

GENERAL PRECAUTIONS

- A maximum of 2.27 pts. of Flexstar GT Herbicide (or a maximum of 0.1875 lb. a.i./A of fomesafen from any product containing fomesafen) may be applied per acre in ALTERNATE years in Region 5 (see Regional Use Map).

USE RATES AND WEEDS CONTROLLED

REGION 5 (Maximum Rate 2.27 pts./A, Alternate Years)



REGION 5 - Includes the following states or portion of states where Flexstar GT Herbicide may be applied: North Dakota (all areas East of U.S. Highway 281 except those areas in Region 4), South Dakota (all areas East of U.S. Highway 281 except those areas in Region 4) and Minnesota (all areas South of U.S. Highway 2 except those areas in Region 4).

COTTON

Post-Directed Application in Roundup Ready Flex Cotton

Apply Flexstar GT Herbicide in emerged Roundup Ready Flex cotton as a post-directed treatment using precision post-directed, hooded or shielded application equipment to provide complete coverage of emerged weeds. Apply Flexstar GT Herbicide at 3 pts./A in a minimum of 15 gallons spray solution per acre. Applications may be made broadcast or banded. Post-directed applications of Flexstar GT Herbicide will provide contact control of labeled weeds and residual preemergence control of labeled weeds (once activated by rainfall or irrigation). Refer to Table 1 for weeds controlled or partially controlled through residual activity and Tables 2-3 for weeds controlled by postemergence activity. Do not exceed 3 pts./A as a post-directed application in Roundup Ready Flex cotton.

Cotton foliage is not tolerant to Flexstar GT Herbicide applications. Avoid contact to cotton foliage as unacceptable injury will occur. Application equipment should be calibrated (spray pressure, nozzle type and configuration, and orifice size) to avoid fine spray droplets contacting green cotton stems and foliage.

Post-Directed Application Timing in Roundup Ready Flex Cotton

Flexstar GT Herbicide may be applied as a post-directed application to Roundup Ready Flex cotton when cotton is at least 6 inches in height through layby. All post-directed applications should avoid spray contact with any green non-barked parts of the cotton plant or foliage as unacceptable injury will occur. Follow the application timing recommendations below for post-directed applications in Roundup Ready Flex cotton.

Shielded and Hooded Applications

Make a precision post-directed Flexstar GT Herbicide application to the base of the cotton plant avoiding contact with the cotton stem or foliage when cotton is at least 6 inches in height to avoid cotton injury. Use only hooded or shielded spray equipment to apply Flexstar GT Herbicide in cotton that is 6 inches in height. Adjust nozzles to provide full coverage of emerged target weeds.

Layby Applications

Make a post-directed Flexstar GT Herbicide application to the base of the cotton plant avoiding contact with any non-barked portion of the cotton plant or foliage. Use precision post-directed equipment or hooded or shielded sprayers on cotton that has developed a minimum of 4 inches of brown bark through layby. Application equipment should be configured to provide full coverage of emerged target weeds.

Tank Mixes for Post-Directed Applications

Flexstar GT Herbicide can be applied in a tank mix with most cotton herbicides which are labeled for post-directed, hooded or shielded applications. Refer to individual product labels for precautionary statements, restrictions, rates and a list of weeds controlled.

General Restrictions - Cotton

- **DO NOT** apply Flexstar GT Herbicide over the top of cotton as plant death will occur.
- Do not exceed 4.5 pts. of Flexstar GT Herbicide per acre in any one year and also adhere to the maximum rate that may be applied in each geographic region (refer to the Flexstar GT Herbicide Regional Use Map).
- Do not exceed 3 pts. of Flexstar GT Herbicide per acre as a post-directed application.
- Do not apply Flexstar GT Herbicide later than 70 days before harvest.

SOYBEANS

Special Postemergence Use Rates for Specific Weed Control Situations in Glyphosate-Tolerant Soybeans

Flexstar GT Herbicide may be applied at 2.375 pts./A (38 fl. oz./A) in Regions 1-4 as a postemergence application to control non-glyphosate resistant weeds including difficult to control weeds such as morningglory, velvetleaf and black nightshade in glyphosate-tolerant soybeans. Apply when weeds are 1-4 inches in height/length.

Flexstar GT Herbicide may be applied at 2.27 pts./A (36.3 fl. oz./A) in Region 5 as a postemergence application to control non-glyphosate resistant weeds including difficult to control weeds such as velvetleaf and black nightshade in glyphosate-tolerant soybeans. Apply when weeds are 1-3 inches in height/length.

General Restrictions - Soybeans

- Refer to Flexstar GT Herbicide Regional Use Map for the maximum rate of Flexstar GT Herbicide (or other fomesafen-containing products) that may be applied in each geographic region. Do not apply to any field in Regions 2, 3, 4, or 5 more than once every two years.
-

Flexstar GT and the Syngenta logo are trademarks of a Syngenta Group Company

©201X Syngenta

Flexstar GT 1325A-S1 0110 – bb – 1-27-10