

100-1324

03-30-2011

1
49



UNITED STATES ENVIRONMENTAL PROTECTION AGENCY
WASHINGTON, DC 20460

OFFICE OF
CHEMICAL SAFETY AND
POLLUTION PREVENTION

Pat Dinnen
Syngenta Crop Protection, Inc.
P.O. Box 18300
Greensboro, N.C. 27419

MAR 30 2011


Subject: Application for Pesticide Notification (PRN 98-10), to remove expired patent numbers
Submission date: 2/28/2011
Product Name: Quilt Xcel Fungicide
EPA Reg. No.: 100-1324
EPA Decision Number: 446305

Dear Pat Dinnen,

The Agency is in receipt of your Application for Pesticide Notification under Pesticide Registration Notice (PRN) 98-10 dated 2/28/2011. The Registration Division (RD) has conducted a review of this request for its applicability under PRN 98-10 and finds that the action requested falls within the scope of PRN 98-10.

The label submitted with the application has been stamped "Notification" and will be placed in our records. If you have questions concerning this letter, please contact Shaunta Hill at 703-347-8961 or myself at 703-308-3194.

Sincerely,


Shaja B. Joyner
Product Manager 20
Fungicide Branch
Registration Division (7505P)

2
49

NOTIFICATION

MAR 30 2011

[Master Label]

Quilt Xcel™

GROUP 3 | 11 FUNGICIDES

Fungicide

Broad spectrum fungicide for control of plant diseases

Active Ingredient:

Azoxystrobin.....	13.5%
Propiconazole	11.7%
Other Ingredients:	74.8%
Total:	100.0%

Contains 1.02 lbs. a.i. propiconazole and 1.18 lbs. a.i. azoxystrobin per gallon.

KEEP OUT OF REACH OF CHILDREN.

WARNING/AVISO

Si usted no entiende la etiqueta, busque a alguien para que se la explique a usted en detalle. (If you do not understand the label, find someone to explain it to you in detail.)

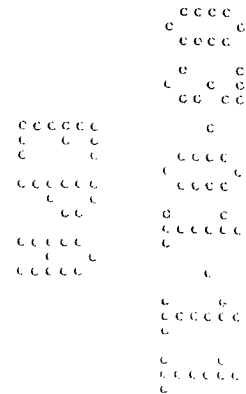
See additional precautionary statements and directions for use inside booklet.

EPA Reg. No. 100-1324

EPA Est. No.

SCP 1324A-

2.5 gallons
 264 gallons
 _____ gallons
Net Contents



FIRST AID	
If in eyes	<ul style="list-style-type: none"> • Hold eye open and rinse slowly and gently with water for 15-20 minutes. • Remove contact lenses, if present, after the first 5 minutes, then continue rinsing eye. • Call a poison control center or doctor for treatment advice.
If swallowed	<ul style="list-style-type: none"> • Call a poison control center or doctor immediately for treatment advice. • Have person sip a glass of water if able to swallow. • Do not induce vomiting unless told to do so by a poison control center or doctor. • Do not give anything by mouth to an unconscious person.
If on skin or clothing	<ul style="list-style-type: none"> • Take off contaminated clothing. • Rinse skin immediately with plenty of water for 15-20 minutes. • Call a poison control center or doctor for treatment advice.
If inhaled	<ul style="list-style-type: none"> • Move person to fresh air. • If person is not breathing, call 911 or an ambulance, then give artificial respiration, preferably mouth-to-mouth, if possible. • Call a poison control center or doctor for further treatment advice.
Have the product container or label with you when calling a poison control center or doctor or going for treatment.	
HOTLINE NUMBER For 24 Hour Medical Emergency Assistance (Human or Animal) Or Chemical Emergency Assistance (Spill, Leak, Fire or Accident) Call 1-800-888-8372	

PRECAUTIONARY STATEMENTS

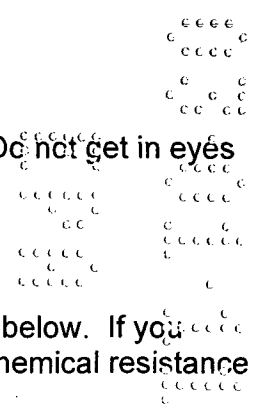
Hazards to Humans and Domestic Animals

WARNING/AVISO

Causes substantial but temporary eye injury. Harmful if swallowed. Do not get in eyes or on clothing. Avoid contact with skin or clothing.

Personal Protective Equipment (PPE)

Some materials that are chemically resistant to this product are listed below. If you want more options follow the instructions for Category A on an EPA chemical resistance category selection chart.



Applicators and other handlers must wear:

- Long-sleeved shirt and long pants
- Chemical resistant gloves made of any waterproof material such as polyvinyl chloride, nitrile rubber or butyl rubber
- Shoes plus socks
- Protective eyewear (goggles, face shield, or safety glasses)

User Safety Requirements

Follow manufacturer's instructions for cleaning/maintaining PPE. If no such instructions are available for washables, use detergent and hot water. Keep and wash PPE separately from other laundry.

Engineering Controls

When handlers use closed systems, enclosed cabs, or aircraft in a manner that meets the requirements listed in the Worker Protection Standard (WPS) for agricultural pesticides (40 CFR 170.240(d)(4-6), the handler PPE requirements may be reduced or modified as specified in the WPS.

User Safety Recommendations

Users should:

- Wash hands thoroughly with soap and water after handling and before eating, drinking, chewing gum, using tobacco or using the toilet.
- Remove clothing/PPE immediately if pesticide gets inside. Then wash thoroughly and put on clean clothing.
- Remove PPE immediately after handling this product. Wash the outside of gloves before removing. As soon as possible, wash thoroughly and change into clean clothing.
- Remove and wash contaminated clothing before reuse.

Environmental Hazards

Azoxystrobin can be persistent for several months or longer. Azoxystrobin has degradation products which have properties similar to chemicals which are known to leach through soil to ground water under certain conditions as a result of agricultural use. Use of this chemical in areas where soils are permeable, particularly where the water table is shallow may result in ground water contamination.

Azoxystrobin and propiconazole are toxic to freshwater and estuarine/marine fish; and azoxystrobin is toxic to aquatic invertebrates. Do not apply directly to water except as

specified on this label. For terrestrial uses, do not apply directly to water, or to areas where surface water is present or to intertidal areas below the mean high water mark. Drift and runoff may be hazardous to aquatic organisms in neighboring areas. Do not contaminate water when disposing of equipment washwater or rinsate.

Notify state and/or Federal authorities and Syngenta immediately if you observe any adverse environmental effects due to use of this product.

CONDITIONS OF SALE AND LIMITATION OF WARRANTY AND LIABILITY

NOTICE: Read the entire Directions for Use and Conditions of Sale and Limitation of Warranty and Liability before buying or using this product. If the terms are not acceptable, return the product at once, unopened, and the purchase price will be refunded.

The Directions for Use of this product must be followed carefully. It is impossible to eliminate all risks inherently associated with the use of this product. Crop injury, ineffectiveness or other unintended consequences may result because of such factors as manner of use or application, weather or crop conditions, presence of other materials or other influencing factors in the use of the product, which are beyond the control of SYNGENTA CROP PROTECTION, INC. or Seller. To the extent consistent with applicable law, Buyer and User agree to hold SYNGENTA and Seller harmless for any claims relating to such factors.

SYNGENTA warrants that this product conforms to the chemical description on the label and is reasonably fit for the purposes stated in the Directions for Use, subject to the inherent risks referred to above, when used in accordance with directions under normal use conditions. To the extent consistent with applicable law: (1) this warranty does not extend to the use of the product contrary to label instructions or under conditions not reasonably foreseeable to or beyond the control of Seller or SYNGENTA, and, (2) Buyer and User assume the risk of any such use. **TO THE EXTENT CONSISTENT WITH APPLICABLE LAW, SYNGENTA MAKES NO WARRANTIES OF MERCHANTABILITY OR OF FITNESS FOR A PARTICULAR PURPOSE NOR ANY OTHER EXPRESS OR IMPLIED WARRANTY EXCEPT AS WARRANTED BY THIS LABEL.**

To the extent consistent with applicable law, in no event shall SYNGENTA be liable for any incidental, consequential or special damages resulting from the use or handling of this product. **TO THE EXTENT CONSISTENT WITH APPLICABLE LAW, THE EXCLUSIVE REMEDY OF THE USER OR BUYER, AND THE EXCLUSIVE LIABILITY OF SYNGENTA AND SELLER FOR ANY AND ALL CLAIMS, LOSSES, INJURIES OR DAMAGES (INCLUDING CLAIMS BASED ON BREACH OF WARRANTY, CONTRACT, NEGLIGENCE, TORT, STRICT LIABILITY OR OTHERWISE) RESULTING FROM THE USE OR HANDLING OF THIS PRODUCT, SHALL BE THE RETURN OF THE PURCHASE PRICE OF THE PRODUCT OR, AT THE ELECTION OF SYNGENTA OR SELLER, THE REPLACEMENT OF THE PRODUCT.**

SYNGENTA and Seller offer this product, and Buyer and User accept it, subject to the foregoing Conditions of Sale and Limitation of Warranty and Liability, which may not be modified except by written agreement signed by a duly authorized representative of SYNGENTA.

DIRECTIONS FOR USE

It is a violation of Federal law to use this product in a manner inconsistent with its labeling.

FAILURE TO FOLLOW THE USE DIRECTIONS AND PRECAUTIONS ON THIS LABEL MAY RESULT IN CROP INJURY OR POOR DISEASE CONTROL AND/OR ILLEGAL RESIDUES.

Do not apply this product in a way that will contact workers or other persons, either directly or through drift. Only protected handlers may be in the area during application. For any requirements specific to your State or Tribe, consult the agency responsible for pesticide regulation.

AGRICULTURAL USE REQUIREMENTS

Use this product only in accordance with its labeling and with the Worker Protection Standard, 40 CFR part 170. This Standard contains requirements for the protection of agricultural workers on farms, forests, nurseries, and greenhouses, and handlers of agricultural pesticides. It contains requirements for training, decontamination, notification, and emergency assistance. It also contains specific instructions and exceptions pertaining to the statements on this label about personal protective equipment (PPE), notification to workers, and restricted-entry interval. The requirements in this box only apply to uses of this product that are covered by the Worker Protection Standard.

Do not enter or allow worker entry into treated areas during the restricted entry interval (REI) of 12 hours.

PPE required for early entry to treated areas that is permitted under the Worker Protection Standard and that involves contact with anything that has been treated, such as plants, soil or water is:

- Coveralls
- Chemical resistant gloves made of any waterproof material such as polyvinyl chloride, nitrile rubber or butyl rubber
- Shoes plus socks
- Protective eyewear

GENERAL USE PRECAUTIONS

Do not use in nurseries, greenhouses or landscape plantings.

GENERAL INFORMATION

Quilt Xcel is a broad-spectrum, preventative fungicide with systemic and curative properties recommended for the control of many important plant diseases. Quilt Xcel may also improve the yield and/or quality of the crop even under limited disease pressure due to plant performance characteristics. These additional benefits are due to positive effects on plant physiology. The effects may vary according to other factors such as the crop, crop hybrid, or environment. Quilt Xcel may be applied as a foliar spray in alternating spray programs or in tank mixes with other crop protection products. All applications should be made according to the use directions that follow.

GENERAL USE INSTRUCTIONS

Application: Thorough coverage is necessary to provide good disease control. Make up no more spray solution than is needed for application. Avoid spray overlap, as crop injury may occur.

Adjuvants: For some uses on this label, a spreading/penetrating type adjuvant such as a non-ionic surfactant, crop oil concentrate, or blend may be added at the manufacturer's recommended rates. Adjuvants that contain some form of silicone can contribute to phytotoxicity. When an adjuvant is used with this product, the use of an adjuvant that meets the standards of the Chemical Producers and Distributors Association (CPDA) adjuvant certification program is recommended.

Crop Tolerance/Phytotoxicity: Quilt Xcel Fungicide demonstrates some phytotoxic effects when mixed with products that are formulated as ECs. These effects are enhanced if applications are made under cool, cloudy conditions and these conditions remain for several days following application. In addition, adjuvants that contain some form of silicone can contribute to phytotoxicity. Under certain environmental conditions, tank mixes of Quilt Xcel plus herbicides and/or fertilizers may cause crop injury in barley, triticale and wheat.

Efficacy: Under certain conditions conducive to extended infection periods, use another registered fungicide for additional applications if maximum amount of Quilt Xcel has been used. If resistant isolates to Group 3 or Group 11 fungicides are present, efficacy can be reduced. The higher rates in the rate range and/or shorter spray intervals may be required under conditions of heavy infection pressure, highly susceptible varieties, or when environmental conditions conducive to disease exist.

Integrated Pest Management: Quilt Xcel should be integrated into an overall disease and pest management strategy whenever the use of a fungicide is required. Cultural practices known to reduce disease development should be followed. The SPECIFIC USE DIRECTIONS section in this label identifies specific IPM recommendations for each crop. Consult your local agricultural authorities for additional IPM strategies established for your area. Quilt Xcel may be used in State Agricultural Extension advisory (disease forecasting) programs which recommend application timing based on environmental factors favorable for disease development.

RESISTANCE MANAGEMENT

GROUP	3	11	FUNGICIDES
-------	---	----	------------

Quilt Xcel Fungicide is a mixture of Group 3 (propiconazole) and Group 11 (azoxystrobin) fungicides. Quilt Xcel has two modes of action: Group 3: DMI (Demethylation Inhibitor) of sterol biosynthesis which disrupts membrane synthesis, and Group 11: inhibitor of the Qo (quinone outside) site within the electron transport system which disrupts fungal respiration. Fungal pathogens can develop resistance to products with the same mode of action when used repeatedly. Because resistance development cannot be predicted, use of this product should conform to resistance management strategies established for the crop and use area. Consult your local or State agricultural authorities for resistance management strategies that are complementary to those in this label. Resistance management strategies may include rotating and/or tank mixing with products having different modes of action or limiting the total number of applications per season. Syngenta encourages responsible resistance management to ensure effective long-term control of the fungal diseases on this label.

Follow the specific crop recommendations that limit the total number of sprays on a crop and the required alternations with fungicides from other resistance management groups. In situations requiring multiple sprays, develop season long spray programs for Group 11 QoI (quinone outside inhibiting) fungicides. The program should meet the goal of no more than $\frac{1}{3}$ of the total sprays per season, when a Group 11 fungicide is used as a solo product, or $\frac{1}{2}$ the total sprays when a Group 11 fungicide is used in a mixture. Programs that include both solo Group 11 products and/or mixes containing Group 11 products should be no more than $\frac{1}{2}$ the total sprays.

Quilt Xcel should not be alternated or tank mixed with any fungicide to which resistance has already developed.

Rotational Crops:

Rotational Crops	Planting Time From Last Quilt Xcel Application
Bulb crops Carrots Cereals (wheat, barley, triticale) Celery (and other leaf petiole crops - subgroup 4B) Corn (field, seed, popcorn, and sweet) Grasses grown for seed Mint Peanuts Rice Soybeans Strawberries Sorghum Sugar beets Wild rice	0 days
Buckwheat Millet Oats Rye	12 Months
Alfalfa (if propiconazole rate does not exceed 0.22 lb. ai/acre/season)	75 days
All other crops Intended for Food and Feed	105 days

Spray Drift Management: To avoid spray drift, do not apply when conditions favor drift beyond the target area. The interaction of many equipment and weather related factors determine the potential for spray drift. **AVOIDING SPRAY DRIFT AT THE APPLICATION SITE IS THE RESPONSIBILITY OF THE APPLICATOR.** More information on managing spray drift can be found on the Syngenta Crop Protection website under Stewardship:
<http://www.syngentacropprotectionus.com/enviro/driftmanagement/index.asp?nav=driftmanagement>

ATTENTION

Quilt Xcel is extremely phytotoxic to certain apple varieties.

AVOID SPRAY DRIFT. Extreme care must be used to prevent injury to apple trees (and apple fruit).

DO NOT spray Quilt Xcel where spray drift may reach apple trees.

DO NOT spray when conditions favor drift beyond area intended for application. Conditions which may contribute to drift include thermal inversion, wind speed and direction, sprayer nozzle/pressure combinations, spray droplet size, etc. Contact your State extension agent for spray drift prevention guidelines in your area.

DO NOT use spray equipment which has been previously used to apply Quilt Xcel to spray apple trees. Even trace amounts can cause unacceptable phytotoxicity to certain apple and crabapple varieties.

AVOIDING SPRAY DRIFT IS THE RESPONSIBILITY OF THE APPLICATOR.

MIXING AND APPLICATION METHODS

Quilt Xcel may be applied with all types of spray equipment commonly used for making ground and aerial applications. Proper adjustments and calibration of spraying equipment to give good canopy penetration and coverage is essential for good disease control.

Spray Equipment

Nozzles

- Equip sprayers with nozzles that provide accurate and uniform application.
- Nozzles should be the same size and uniformly spaced across the boom.
- Calibrate sprayer before use.
- It is suggested that screens be used to protect the pump and to prevent nozzles from clogging.
- Screens placed on suction side of pump should be *16-mesh or coarser*.
- Do not place a screen in the recirculation line.
- Use 50-mesh or coarser screens between the pump and boom, and where required, at the nozzles.
- Check nozzle manufacturer's recommendations.

Pump

- Use a pump with capacity to:
 - (1) Maintain 35-40 psi at nozzles.
 - (2) Provide sufficient agitation in tank to keep mixture in suspension. Use a jet agitator or liquid sparge tube for agitation.

For more information on spray equipment and calibration, consult sprayer manufacturers and state recommendations. For specific local directions and spray schedules, consult the current state agricultural recommendations.

Mixing Instructions

- Quilt Xcel is a suspoemulsion (SE) formulation.
- Prepare no more spray mixture than is required for the immediate operation.
- Thoroughly clean spray equipment before using this product.
- Agitate the spray solution before and during application.
- Rinse spray tank thoroughly with clean water after each day's use and dispose of pesticide rinsate by application to an already treated area.

Quilt Xcel Alone (no tank mix)

- Add $\frac{1}{2}$ - $\frac{2}{3}$ of the required amount of water to the spray or mixing tank.
- With the agitator running, add Quilt Xcel to the tank.
- Continue agitation while adding the remainder of the water.
- Begin application of the spray solution after Quilt Xcel has completely dispersed into the mix water.
- Maintain agitation until all of the mixture has been sprayed.

Quilt Xcel + Tank Mixtures: Quilt Xcel is usually compatible with all tank-mix partners listed on this label. Do not combine Quilt Xcel in the spray tank with pesticides, surfactants, or fertilizers unless compatibility charts or your own prior use has shown that the combination is physically compatible, effective, and non-injurious to the crop under your conditions of use. To determine the physical compatibility of Quilt Xcel with other products, use a jar test. Using a quart jar, add the proportionate amounts of the products to 1 qt. of water. Add wettable powders and water dispersible granular products first, then liquid flowables (which includes suspoemulsions), followed by emulsifiable concentrates and additives/adjuvants last. After thoroughly mixing, let stand for at least 5 minutes. If the combination remains mixed or can be remixed readily, it is physically compatible. Once compatibility has been proven, use the same procedure for adding required ingredients to the spray tank.

Mixing in the Spray Tank

- Add $\frac{1}{2}$ - $\frac{2}{3}$ of the required amount of water to the spray or mixing tank.
- With the agitator running, add the tank-mix partner(s) into the tank in the same order as described above in the "Quilt Xcel + Tank Mixtures" section.
- Allow the material to completely dissolve and disperse into the mix water. Continue agitation while adding the remainder of the water and the Quilt Xcel to the spray tank.
- Allow Quilt Xcel to completely disperse.
- Spray the mixture with the agitator running.
- Observe all directions for use, crops/sites, use rates, dilution ratios, precautions, and limitations which appear on the tank-mix product label.
- No label dosage rate may be exceeded, and the most restrictive label precautions and limitations must be followed.

- This product may not be mixed with any product which prohibits such mixing.

Application Instructions

Avoid application under conditions when uniform coverage cannot be obtained or when excessive spray drift may occur. Do not apply in a manner that will result in exposure to humans or animals.

Ground Application

- For field crops (non-trees), apply in a minimum of 10 gallons of water per acre unless specified otherwise.
- For tree crops, apply in a minimum of 50 gallons of water per acre unless specified otherwise.
- Thorough coverage is necessary to provide good disease control.

Aerial Application

- Use only on crops where aerial applications are indicated.
- For field crops (non-trees), apply in a minimum spray volume of 2 gallons per acre unless specified otherwise.
- For tree crops, apply in a minimum of 10 gallons of water per acre unless specified otherwise.
- Thorough coverage is necessary to provide good disease control.
- Do not apply via ultra-low volume (ULV) spray system.

Quilt Xcel is extremely phytotoxic to certain apple varieties.

AVOID SPRAY DRIFT. Extreme care must be used to prevent injury to apple trees (and apple fruit).

DO NOT spray Quilt Xcel where spray drift may reach apple trees.

Application Through Irrigation Systems (Chemigation)

- Use only on crops for which chemigation is specified on this label.
- Apply this product only through center pivot, solid set, hand move, or moving wheel irrigation systems. Do not apply this product through any other type of irrigation system.
- Crop injury, lack of effectiveness, or illegal pesticide residues in the crop can result from non-uniform distribution of treated water.
- Apply in 0.125-0.25 inches per acre of water. Excessive water may reduce efficacy.
- If you have questions about calibration, you should contact State Extension Service specialists, equipment manufacturers, or other experts.

- Do not connect an irrigation system (including greenhouse systems) used for pesticide application to a public water system, unless the pesticide label-prescribed safety devices for public water systems are in place.
- A person knowledgeable of the chemigation system and responsible for its operation, or under the supervision of the responsible person, shall shut the system down and make necessary adjustments should the need arise.

Spray Preparation: Chemical tank and injector system should be thoroughly cleaned. Flush system with clean water.

Operating Instructions

1. The system must contain a functional check valve, vacuum relief valve, and low-pressure drain appropriately located on the irrigation pipeline to prevent water-source contamination from backflow.
2. The pesticide injection pipeline must contain a functional, automatic, quick-closing check valve to prevent the flow of fluid back toward the injection pump.
3. The pesticide injection pipeline must also contain a functional, normally closed, solenoid-operated valve located on the intake side of the injection pump and connected to the system interlock to prevent fluid from being withdrawn from the supply tank when the irrigation system is either automatically or manually shut down.
4. The system must contain functional interlocking controls to automatically shut off the pesticide injection pump when the water pump motor stops.
5. The irrigation line or water pump must include a functional pressure switch which will stop the water pump motor when the water pressure decreases to the point where pesticide distribution is adversely affected.
6. Systems must use a metering pump, such as a positive displacement injection pump (e.g., diaphragm pump) effectively designed and constructed of materials that are compatible with pesticides and capable of being fitted with a system interlock.
7. Allow sufficient time for pesticide to be flushed through all lines and all nozzles before turning off irrigation water. A person knowledgeable of the chemigation system and responsible for its operation, or under the supervision of the responsible person, shall shut the system down and make necessary adjustments should the need arise.
8. Do not connect an irrigation system (including greenhouse systems) used for pesticide application to a public water system unless the pesticide label-prescribed safety devices for public water systems are in place.

9. Do not apply when wind speed favors drift beyond the area intended.

Center Pivot Irrigation Equipment

Notes: (1) Use only with drive systems which provide uniform water distribution. (2) Do not use end guns when chemigating Quilt Xcel through center pivot systems because of non-uniform application.

- Determine the size of the area to be treated.
- Determine the time required to apply 0.125-0.25 inches of water over the area to be treated when the system and injection equipment are operated at normal pressures as recommended by the equipment manufacturer. When applying Quilt Xcel through irrigation equipment use the lowest obtainable water volume while maintaining uniform distribution. Run the system at 80-95% of the manufacturer's rated capacity.
- Using water, determine the injection pump output when operated at normal line pressure.
- Determine the amount of Quilt Xcel required to treat the area covered by the irrigation system.
- Add the required amount of Quilt Xcel and sufficient water to meet the injection time requirements to the solution tank.
- Make sure the system is fully charged with water before starting injection of the Quilt Xcel solution. Time the injection to last at least as long as it takes to bring the system to full pressure.
- Maintain constant solution tank agitation during the injection period.
- Continue to operate the system until the Quilt Xcel solution has cleared the sprinkler head.

Solid Set, Hand Move, and Moving Wheel Irrigation Equipment

- Determine the acreage covered by the sprinklers.
- Fill injector solution tank with water and adjust flow rate to use the contents over a 20 to 30-minute interval. When applying Quilt Xcel through irrigation equipment use the lowest obtainable water volume while maintaining uniform distribution.
- Determine the amount of Quilt Xcel required to treat the area covered by the irrigation system.
- Add the required amount of Quilt Xcel into the same quantity of water used to calibrate the injection period.
- Operate the system at the same pressure and time interval established during the calibration.
- Stop injection equipment after treatment is completed. Continue to operate the system until the Quilt Xcel solution has cleared the last sprinkler head.

Specific Instructions for Public Water Systems

1. Public water system means a system for the provision to the public of piped water for human consumption if such system has at least 15 service connections or regularly serves an average of at least 25 individuals daily at least 60 days out of the year.
2. Chemigation systems connected to public water systems must contain a functional, reduced-pressure zone (RPZ), back-flow preventer or the functional equivalent in the water supply line upstream from the point of pesticide introduction. As an option to the RPZ, the water from the public water system should be discharged into a reservoir tank prior to pesticide introduction. There shall be a complete physical break (air gap) between the outlet end of the fill pipe and the top or overflow rim of the reservoir tank of at least twice the inside diameter of the fill pipe.
3. The pesticide injection pipeline must contain a functional, automatic, quick-closing check valve to prevent the flow of fluid back toward the injection pump.
4. The pesticide injection pipeline must contain a functional, normally closed, solenoid-operated valve located on the intake side of the injection pump and connected to the system interlock to prevent fluid from being withdrawn from the supply tank when the irrigation system is either automatically or manually shut down.
5. The system must contain functional interlocking controls to automatically shut off the pesticide injection pump when the water pump motor stops, or in cases where there is no water pump, when the water pressure decreases to the point where pesticide distribution is adversely affected.
6. Systems must use a metering pump, such as a positive displacement injection pump (e.g., diaphragm pump) effectively designed and constructed of materials that are compatible with pesticides and capable of being fitted with a system interlock.

SPECIFIC DIRECTIONS FOR USE

Crop	Target Diseases	Use Rate fl. oz. product/A	Remarks
Almonds	Brown Rot Blossom Blight (<i>Monilinia</i> spp.)	14 - 26	Apply Quilt Xcel at early bloom stage. If disease pressure is low, a second application of 14 fl. oz./A may be made as needed through petal fall. Under conditions of high disease pressure and/or very susceptible varieties, applications may be needed at 50-75% bloom and petal fall. Quilt Xcel may be used on only 2 blossom blight applications. Orbit® Fungicide may be used for one of these applications.
	Anthracnose (<i>Collectotrichum acutatum</i>) Alternaria leaf spot (<i>A. alternata</i>) Leaf blight (<i>Seimatosporium lichenicola</i>) Leaf rust (<i>Tranzschelia discolor</i>) Scab (<i>Cladosporium carpophilum</i>) Shothole (<i>Wilsonomyces carpophilus</i>)	17.5 - 26	Apply Quilt Xcel beginning at bud break on a 7-14 day interval. Make no more than 2 consecutive applications before switching to a non-Group 11 fungicide.

Application Directions: Make no more than 2 sequential applications of a Group 11 fungicide prior to alternating with another product with a different mode of action than Group 11 fungicides. Almond diseases are more effectively controlled by ground application, using sufficient water volume to provide thorough and uniform coverage. Quilt Xcel may be applied by either ground or by air (minimum of 15 gal./A). Aerial application may be used if necessary but disease control may be reduced. Quilt Xcel may be applied by air only at growth stages prior to and including 5 weeks after petal fall.

Specific Use Restrictions:

- 1) Do not apply more than 112 fl. oz./A of Quilt Xcel per crop.
- 2) Do not apply more than 0.9 lb. ai of propiconazole containing products/A/season.
- 3) Do not apply more than 1.5 lbs. a.i. of azoxystrobin containing products/A/season.
- 4) Do not apply within 60 days of harvest.
- 5) Do not graze livestock in treated areas or cut treated cover crop for feed.

6/17

Crop	Target Diseases	Use Rate fl. oz. product/A	Remarks
Bananas Plantains	Black Sigatoka (<i>Mycosphaerella fijiensis</i>) Yellow Sigatoka (<i>Mycosphaerella musicola</i>)	10.5	Apply Quilt Xcel before disease symptoms appear at the onset of the rainy season. Apply 10.5 fl. oz. of Quilt Xcel/A in 10-20 gallons of water/A. Apply no more than 2 consecutive applications on a 21-25 day schedule before rotating to another labeled product with a different mode of action for at least 2 sprays. A maximum of 8 applications can be made. If possible, it is recommended to have at least 2 consecutive months 'triazole free' during the period of lower disease pressure.

Application Directions: Quilt Xcel can be applied by either ground (minimum of 15 gal./A) or aerial application (minimum of 5 gal./A).

Specific Use Restrictions:

- 1) Do not apply Quilt Xcel within 100 yards of non-bagged bananas.
- 2) Do not apply Quilt Xcel on bananas unless they are protected by polyethylene bags.
- 3) Do not apply Quilt Xcel on plantains if the fruit present are not protected with polyethylene bags.
- 4) Do not apply more than 84 fl. oz. of Quilt Xcel during each growing season (this includes any preharvest sprays).
- 5) Do not feed whole bananas and plantains to animals.
- 6) Do not apply more than 0.67 lb. a.i. propiconazole containing products/A/season.
- 7) Do not apply more than 0.75 lb. ai azoxystrobin containing products/A/season.

18
49

Crop	Target Diseases	Use Rate fl. oz. product/A	Remarks
<p>Berries, Bushberry Subgroup</p> <p>Blueberry (high and low bush) Currant Elderberry Gooseberry</p> <p>Including all cultivars and/or hybrids of these</p> <p>See below for additional berries included in subgroup*</p>	<p>Mummyberry (<i>Monilinia vaccini-corymbosi</i>) Leaf Spot and Stem Canker (<i>Septoria albopuncatata</i>) Powdery Mildew (<i>Microsphaera vaccinii</i>) Leaf Spot (<i>Septoria</i> spp.) Phomopsis twig blight, fruit rot, and stem canker (<i>P. vaccinii</i>) Botryosphaeria canker (<i>Botryosphaeria</i> spp.) Rust (<i>Pucciniastrum vaccinii</i>)</p>	<p>14 - 21</p>	<p>For mummyberry, make the first application of Quilt Xcel beginning at green tip and repeat in 7-10 days. If conditions are favorable for disease development, additional application may need to be made at pink bud and repeating every 7 to 10 days through petal fall. Do not apply more than 2 consecutive applications before alternating to a non-Group 11 containing fungicide.</p> <p>For other diseases listed, Quilt Xcel should be applied prior to disease development and continue throughout the season on a 7-14 day interval.</p> <p>Make no more than two consecutive sprays before alternating to a non-Group 11 fungicide. Make no more than 3 applications per crop of Quilt Xcel or other Group 11 fungicides.</p>

*Other berries in bushberry subgroup: Huckleberry, Juneberry, Lingonberry, and Salal

Application Directions: Quilt Xcel may be applied by either ground or by air (minimum of 15 gal./A).

Specific Use Restrictions:

- 1) Do not apply more than 82 fl. oz./A/season of Quilt Xcel per crop.
- 2) Do not apply more than 0.84 lb. ai of a propiconazole containing product/A/season.
- 3) Do not apply more than 0.75 lb. ai azoxystrobin containing product/A/season on bushberries.
- 4) Do not apply within 30 days of harvest.

6/16

Crop	Target Diseases	Use Rate fl. oz. product/A	Remarks
Berries, Caneberry Subgroup Blackberry Bingleberry Boysenberry Dewberry Raspberry, red and black Including all cultivars and/or hybrids of these. See below for additional types of caneberries*	Rust (<i>Phragmidium violaceum</i>) Leaf and Cane Spot (<i>Septoria rubi</i>) Powdery Mildew (<i>Sphaerotheca macularis</i>) Leaf Spot (<i>Septoria spp.</i>) Botryosphaeria canker (<i>B. dothidea</i>) Anthracnose (<i>Spaceloma necator, Elsinoe veneta</i>) Rosette or Double Blossom of Blackberries (<i>Cercospora rubi</i>)	14 - 21	Quilt Xcel applications should begin prior to disease development and continue throughout the season on a 14-day interval. Make no more than two consecutive sprays before alternating to a non-Group 11 fungicide. Make no more than 3 applications per crop of Quilt Xcel or other Group 11 fungicides.

*Other caneberries in subgroup: Loganberry, Lowberry, Marionberry, Olallieberry and Youngberry

Application Directions: Quilt Xcel may be applied by either ground or by air (minimum of 15 gal./A).

Specific Use Restrictions:

- 1) Do not apply more than 105 fl. oz./A of Quilt Xcel per crop.
- 2) Do not apply more than 0.84 lb. ai of a propiconazole containing product/A/season.
- 3) Do not apply more than 1.5 lb. ai of an azoxystrobin containing product/A/season on caneberries.
- 4) Do not apply within 30 days of harvest.

Crop	Target Diseases	Use Rate fl. oz. product/A	Remarks
Bulb Vegetables Dry Bulb Garlic Onions (dry bulb) Shallots (dry bulb)	Purple Blotch (<i>Alternaria porri</i>) Rust (<i>Puccinia allii</i>) Cladoporium leaf blotch (<i>C. allii</i>)	14 - 21	Begin applications when conditions favor disease development and continue on a 7-10 day interval. Use the higher rate and shorter interval when disease conditions are severe. Make only 1 application before alternating to a non-Group 11 fungicide.
Green Leeks Onions (green) Shallots (green) Including all cultivars and/or hybrids of these.	White rot (<i>Sclerotium cepivorum</i>) Downy mildew (<i>Peronospora destructor</i>) Botrytis leaf blight (<i>B. squamosa</i>)	17.5 - 26	

Application Directions: Quilt Xcel can be applied by either ground (15 gal./A minimum) or aerial application (minimum of 5 gal./A). NOTE: Mixing with products formulated as an EC may result in phytotoxicity.

Specific Use Restrictions:

- 1) Do not apply more than 56 fl. oz./A of Quilt Xcel per crop.
- 2) Do not apply more than 0.45 lb. ai of propiconazole containing products/A/season.
- 3) Do not apply more than 1.5 lb. ai of azoxystrobin containing products/A/season.
- 4) Do not apply within 14 days of harvest on dry bulb onions.
- 5) Quilt Xcel may be applied at 0 day PHI (day of harvest) for green onion types.

Crop	Target Diseases	Use Rate fl. oz. product/A	Remarks
Carrots	Early Blight (<i>Cercospora carotae</i>) Powdery Mildew (<i>Erysiphe polygoni</i>) Alternaria leaf blight (<i>Alternaria dauci</i>)	14	Apply Quilt Xcel when conditions favor disease development. Continue applications on a 7-10 day interval, using the shorter interval when disease conditions are severe. Make no more than one application before alternating to a non-Group 11 fungicide.

Application Directions: Quilt Xcel can be applied by either ground (minimum of 15 gal./A) or aerial application (minimum of 5 gal./A).

Specific Use Restrictions:

- 1) Do not apply more than 56 fl. oz./A of Quilt Xcel per crop.
- 2) Do not apply more than 0.45 lb. ai of propiconazole containing products/A/season.
- 3) Do not apply more than 2.0 lbs. ai of azoxystrobin containing products/A/season.
- 4) Do not apply within 14 days of harvest.

bh/22

Crop	Target Diseases	Use Rate fl. oz. product/A	Remarks
Celery	Early blight (<i>Cercospora apii</i>) Late blight (<i>Septoria apiicola</i>)	14	Apply Quilt Xcel on a 7-10 day schedule in alternation with Tilt® or another product with a different mode of action than Group 11 fungicides.

Application Instructions: Quilt Xcel may be applied by either ground, air (5 gal./A minimum) or chemigation.

Specific Use Restrictions:

- 1) Do not apply within 14 days of harvest.
- 2) Do not apply more than 56 fl. oz./A.
- 3) Do not apply more than 0.45 lb. a.i. propiconazole containing products/A/season.
- 4) Do not apply more than 1.5 lbs. a.i. azoxystrobin containing products/A/season.

Crop	Target Diseases	Use Rate fl. oz. product/A	Remarks
Cereals Wheat See next section for other cereals	Early season suppression of: Powdery mildew (<i>Blumeria</i> spp., <i>Erysiphe</i> spp.) Leaf Blight (<i>Septoria tritici</i>) Glume Blotch (<i>Stagonospora nodorum</i>) Tan spot (<i>Pyrenophora tritici-repentis</i>)	7 - 14	Apply Quilt Xcel in the spring for suppression of early season diseases. Follow up with a second application (see below) for full season control.
	Control of Leaf Diseases: Rust (<i>Puccinia</i> spp.) Powdery mildew (<i>Blumeria</i> spp., <i>Erysiphe</i> spp.) Leaf Blight (<i>Septoria tritici</i>) Glume Blotch (<i>Stagonospora nodorum</i>) Tan spot (<i>Pyrenophora tritici-repentis</i>) Helminthosporium leaf blight (<i>Drechslera tritici-repentis</i>) Spot Blotch (<i>Bipolaris sorokiniana</i>)	10.5 - 14	Protecting the flag leaf is important for maximizing the potential yield. Highest yields are normally obtained when Quilt Xcel is applied when the flag leaf is 50% to fully emerged. Applications may be made no closer than a 14-day interval. Quilt Xcel can be applied through full head emergence (Feekes growth stage 10.5). Do not apply after this stage to avoid possible illegal residues.
	Foot Rot/Eyespot (<i>Tapesia</i> spp.)	14	Apply full rate of Quilt Xcel plus half the rate recommended of other EPA registered fungicides such as Topsin® M. Apply at tillering but before elongation has occurred.

Application Instructions: Quilt Xcel is most effective when applied and allowed to dry before a rainfall. For best results, sufficient coverage is very important. Use a higher water volume for aerial application (greater than 2 GPA) if equipment and/or conditions would not provide good coverage. Quilt Xcel may be applied by either ground, air, or chemigation.

Specific Use Restrictions:

- 1) Do not apply more than 2 applications/A/year.
- 2) Do not apply to wheat after Feekes growth stage 10.5.
- 3) Do not apply within 30 days of harvest for forage and hay.
- 4) Do not apply more than 28 fl. oz./A/season of Quilt Xcel.
- 5) Do not apply more than 0.22 lb. a.i. propiconazole containing products/A/season.
- 6) Do not apply more than 0.40 lb. a.i. azoxystrobin containing products/A/season.
- 7) Under certain environmental conditions, tank mixes of Quilt Xcel plus herbicides and/or fertilizers may cause crop injury.

24
49

Crop	Target Diseases	Use Rate fl. oz. product/A	Remarks
Cereals Barley Triticale	Early season suppression of: Powdery mildew (<i>Blumeria</i> spp., <i>Erysiphe</i> spp.) Leaf Blight (<i>Septoria tritici</i>) Glume Blotch (<i>Stagonospora nodorum</i>) Tan spot (<i>Pyrenophora tritici-repentis</i>)	7 - 14	Apply Quilt Xcel in the spring for suppression of early season diseases. Follow up with a second application (see below) for full season control!
	Control of Leaf Diseases: Rust (<i>Puccinia</i> spp.) Powdery mildew (<i>Blumeria</i> spp., <i>Erysiphe</i> spp.) Leaf Blight (<i>Septoria tritici</i>) Glume Blotch (<i>Stagonospora nodorum</i>) Tan spot (<i>Pyrenophora tritici-repentis</i>) Helminthosporium leaf blight (<i>Drechslera tritici-repentis</i>) Spot Blotch (<i>Bipolaris sorokiniana</i>) Barley Scald (<i>Rhynchosporium secalis</i>) Barley stripe (<i>Pyrenophora graminea</i>) Net blotch (<i>Pyrenophora teres</i>) Kernel blight (<i>Alternaria</i> spp.)	10.5 - 14	Protecting the flag leaf is important for maximizing the potential yield. Highest yields are normally obtained when Quilt Xcel is applied when the flag leaf is 50% to fully emerged. Applications may be made no closer together than a 14-day interval.
	Foot Rot/Eyespot (<i>Tapesia</i> spp.)	14	Apply full rate of Quilt Xcel plus half the rate recommended of other EPA registered fungicides such as Topsin M. Apply at tillering but before elongation has occurred.

Application Instructions: Quilt Xcel is most effective when applied and allowed to dry before a rainfall. For best results, sufficient coverage is very important. Use a higher water volume for aerial application (greater than 2 GPA) if equipment and/or conditions would not provide good coverage. Quilt Xcel may be applied by either ground, air, or chemigation.

Specific Use Restrictions:

- 1) Do not apply more than 2 applications/A/year.
- 2) Do not apply within 45 days of harvest for grain and straw.
- 3) Do not apply within 30 days of harvest for forage and hay.
- 4) Do not apply more than 28 fl. oz./A/season of Quilt Xcel.
- 5) Do not apply more than 0.22 lb. a.i. propiconazole containing products/A/season.
- 6) Do not apply more than 0.40 lb. a.i. azoxystrobin containing products/A/season.
- 7) Under certain environmental conditions, tank mixes of Quilt Xcel plus herbicides and/or fertilizers may cause crop injury.

25/49

Crop	Target Diseases	Use Rate fl. oz. product/A	Remarks
Corn Field Pop (Includes Seed Production)	Rusts (<i>Puccinia</i> spp.) Gray leaf spot (<i>Cercospora zeae-maydis</i>) Eye spot (<i>Aureobasidium zeae</i>) Anthranose leaf blight (<i>Colletotrichum graminicola</i>) Diplodia ear rot (<i>D. maydis</i>) Northern corn leaf blight (<i>Setosphaeria turcica</i>) Northern corn leaf spot (<i>Cochliobolus carbonum</i>) Southern corn leaf blight (<i>Cochliobolus heterostrophus</i>) also known as Helminthosporium leaf blights (<i>H. maydis, H. turcicum, H. carbonum</i>)	10.5 - 14	<p>NOTE: Applications prior to tasseling may impose stress on the plant that could inhibit proper kernel development, especially under environmentally stressful conditions.</p> <p>For gray leaf spot, rusts, anthracnose, ear rot, and eye spot, apply 10.5-14 oz./A Quilt Xcel when disease first appears. If conditions favorable for disease persist, continue to apply on a 14-day schedule.</p> <p>For leaf blights apply 10.5-14 oz. Quilt Xcel when disease first appears. Continue on a 7 to 14-day schedule. Use the low rate when disease pressure is low. Under heavy disease pressure or if conditions are favorable for disease, apply the high rate.</p> <p>Apply no more than 2 applications of Quilt Xcel or any other Group 11 fungicide per year.</p> <p>Use of an adjuvant such as COC may provide additional disease control.</p>

Application Instructions: Quilt Xcel is most effective when applied and allowed to dry before a rainfall. For best results, sufficient coverage is very important. Use a higher water volume for aerial application (greater than 2 GPA) if equipment and/or conditions would not provide good coverage. Quilt Xcel may be applied by either ground, air, or chemigation.

Specific Use Restrictions:

- 1) Do not apply within 30 days of harvest for forage, grain, or stover.
- 2) Do not apply more than 56 fl. oz./A/season of Quilt Xcel.
- 3) Do not apply more than 28 fl. oz. (0.224 lb. ai propiconazole) for field corn harvested for forage.
- 4) Do not apply more than 0.45 lb. a.i. propiconazole containing products/A/season.
- 5) Do not apply more than 2.0 lbs. a.i. azoxystrobin containing products/A/season.

26
69

Crop	Target Diseases	Use Rate fl. oz. product/A	Remarks
Corn, Sweet Sweet corn (Includes Seed Production)	Rusts (<i>Puccinia</i> spp.) Gray leaf spot (<i>Cercospora zeae-maydis</i>) Eye spot (<i>Aureobasidium zeae</i>) Anthranose leaf blight (<i>Colletotrichum graminicola</i>) Northern corn leaf blight (<i>Setosphaeria turcica</i>) Northern corn leaf spot (<i>Cochliobolus carbonum</i>) Southern corn leaf blight (<i>Cochliobolus heterostrophus</i>)	10.5 - 14	Apply Quilt Xcel when disease first appears. If conditions favorable for disease persist, continue to apply on a 14-day schedule. For leaf blights apply Quilt Xcel when disease first appears. Continue on a 7 to 14-day schedule. Use the low rate when disease pressure is low. Under heavy disease pressure or if conditions are favorable for disease, apply the high rate. Alternate applications of Quilt Xcel with Tilt or another product with a different mode of action than Group 11 fungicides.

Application Instructions: Quilt Xcel is most effective when applied and allowed to dry before a rainfall. For best results, sufficient coverage is very important. Use a higher water volume for aerial application (greater than 2 GPA) if equipment and/or conditions would not provide good coverage. Quilt Xcel may be applied by either ground, air, or chemigation.

Specific Use Restrictions:

- 1) Do not apply more than 56 fl. oz./A/season of Quilt Xcel.
- 2) Do not apply to sweet corn within 14 days of harvest for ears or forage.
- 3) Do not apply more than 0.45 lb. a.i. propiconazole containing products/A/season.
- 4) Do not apply more than 2.0 lbs. a.i. azoxystrobin containing products/A/season.

Crop	Target Diseases	Use Rate fl. oz. product/A	Remarks
Cranberries	Cottonball (<i>Monilinia oxycocci</i>)	14 - 21	<p>Make the first application at leaf bud break and repeat in 14 days. Additional applications should be made at early bloom. Make no more than 2 consecutive sprays before alternating to a non-Group 11 fungicide.</p> <p>For resistance management, make no more than 3 sprays per season using any Group 11 (Qol containing) fungicide. Under severe pressure, use the higher rate for control.</p>

Application Directions: Quilt Xcel can be applied either by ground (minimum of 10 gal./A) or aerial application (minimum of 20 gal./A).

Specific Use Restrictions:

- 1) Do not apply more than 84 fl. oz./A of Quilt Xcel per crop.
- 2) Do not apply more than 0.67 lb. ai of propiconazole containing products/A/season.
- 3) Do not apply more than 1.5 lbs. ai of azoxystrobin containing products/A/season.
- 4) Do not apply within 45 days of harvest.
- 5) Do not use cranberry fields used for aquaculture of fish and crustaceans.
- 6) Do not apply when weather conditions favor drift from treated areas to non-target aquatic habitat. Applicators should use care in making applications near non-target aquatic habitats.
- 7) Do not apply to flooded crop.
- 8) Do not allow release of irrigation or flood water to non-target aquatic habitat for at least 14 days after the last application.
- 9) Use is limited to Oregon, Washington, and Wisconsin only.

Crop	Target Diseases	Use Rate fl. oz. product/A	Remarks
Filberts	Eastern Filbert Blight (<i>Anisogramma anomala</i>)	14 - 21	Begin applications when green leaf tissue becomes visible and continue on a 2-3 week interval. Under severe disease conditions, use the higher rate and shorter interval. Apply no more than 2 sequential applications before alternating to a non-Group 11 fungicide. NOTE: On certain varieties, Quilt Xcel applications may cause smaller and/or greener leaves. Yields of filberts displaying these characteristics have not been reduced due to Quilt Xcel treatments.

Application Directions: Quilt Xcel can be applied by either ground or aerial application (minimum of 15 gal./A).

Specific Use Restrictions:

- 1) Do not apply more than 112 fl. oz./A of Quilt Xcel per crop.
- 2) Do not apply more than 0.9 lb. ai of propiconazole containing products/A/season.
- 3) Do not apply more than 1.2 lbs. ai of azoxystrobin containing products/A/season.
- 4) Do not apply within 60 days of harvest.
- 5) Do not graze livestock in treated areas or cut treated cover crop for feed.

29
49

Crop	Target Diseases	Use Rate fl. oz. product/A	Remarks
Grasses (Grown For Seed)	Rusts (<i>Puccinia</i> spp.) Powdery mildew (<i>Erysiphe graminis</i>) Selenophoma stem eyespot (<i>Selenophoma</i> spp.) Ergot Stem Diseases	14 - 26	Apply Quilt Xcel when powdery mildew infections, <i>Selenophoma</i> infections, and/or rust pustules are noticeable and increasing in number in late spring or early summer. To maximize control of severe rust pressure, apply 26 fl. oz./A (except bluegrass apply 14 fl. oz./A) and make applications at 14-day intervals until the seed is mature. For bluegrass, it is important to begin application early in the growing season. Make no more than 2 sequential applications of a Group 11 fungicide before alternating to another product with a different mode of action than Group 11 fungicides.

Application Instructions: Quilt Xcel is most effective when applied and allowed to dry before a rainfall. For best results, sufficient coverage is very important. Apply Quilt Xcel in a minimum of 20 gals of water per acre for ground or in a minimum of 10 gals of water per acre for aerial. Quilt Xcel may be applied by either ground, air, or chemigation.

Specific Use Restrictions:

- 1) Do not feed hay cut within 20 days of the last application.
- 2) Do not apply within 20 days of harvest of seed.
- 3) Do not graze treated areas within 140 days of the last application.
- 4) Do not apply more than 86.0 fl. oz./A/season of Quilt Xcel.
- 5) Do not apply more than 0.90 lb. a.i. propiconazole containing products/A/season.
- 6) Do not apply more than 0.8 lb. a.i. azoxystrobin containing products/A/season.
- 7) Use is limited to Idaho, Minnesota, Nebraska, Oregon, and Washington only.

30
49

Crop	Target Diseases	Use Rate fl. oz. product/A	Remarks
Mint Peppermint Spearmint	Rust (<i>Puccinia menthae</i>) Powdery Mildew (<i>Erysiphe</i> spp.)	10.5 - 14	Begin applications when the plants are 2-4 inches high or when conditions become favorable for disease development. Make a second application 14 days after the first application.

Application Directions: Quilt Xcel can be applied either by ground (minimum of 20 gal./A) or chemigation.

Specific Use Restrictions:

- 1) Do not apply more than 28 fl. oz./A of Quilt Xcel per crop.
- 2) Do not apply more than 0.22 lb. ai of propiconazole containing products/A/season.
- 3) Do not apply more than 0.75 lb. ai of azoxystrobin containing products/A/season.
- 4) Do not apply within 30 days of harvest.

bf/w

Crop	Target Diseases	Use Rate fl. oz. product/A	Remarks
Peanuts	Early leaf spot (<i>Cercospora arachidicola</i>) Late leaf spot (<i>Cercosporidium personatum</i>) Rust (<i>Puccinia arachidis</i>) Web blotch (<i>Phoma arachidicola</i>)	10.5 - 14	Apply Quilt Xcel beginning 35-40 days after planting or at the first appearance of disease. Continue applications on a 14-day schedule. Under heavy disease pressure use higher recommended application rates. Quilt Xcel also may be used in State Agricultural Extension advisory (disease forecasting) programs which recommend application timing based on environmental factors favorable for disease development. Make no more than two sequential applications of a Group 11 fungicide before alternating to another product with a different mode of action than Group 11 fungicides.
	Soil-Borne Diseases - mid-late season Rhizoctonia peg and pod rot (<i>R. solani</i>) Stem Rot/White mold/Southern blight (<i>Sclerotium rolfsii</i>) Suppression only: Pythium pod rot (<i>P. myriotylum</i>) Cylindrocladium black rot (<i>C. crotalariae</i>)	21 - 28	Apply Quilt Xcel at approximately 60 and 90 days after planting as a foliar application. This application regime may be applied earlier in the season if environmental conditions favor disease development. This application will provide protection against soil-borne diseases and will also provide control of the foliar diseases listed for a 10-14 day period after each spray. Under heavy pressure and/or heavy rainfall or irrigation, use 28 fl. oz. of Quilt Xcel per acre. Under lighter pressure and dry conditions (non-irrigated, low rainfall), use 21- 28 fl. oz. of Quilt Xcel per acre.
		14 - 28 plus Abound® in tank mix	Tank-mix option: Apply 14 fl. oz./A of Quilt Xcel in a tank mix with Quadris or other fungicides for control of soil-borne diseases. A minimum of 0.15 lb. a.i./A azoxystrobin should be in the tank mix (see Quilt Xcel rate conversion table below). Do not exceed 0.4 lb. of azoxystrobin/A/application. Apply Quilt Xcel plus Abound at approximately 60 and 90 days after planting as a foliar application. This application regime may be applied earlier in the season if environmental conditions favor disease development. This application will provide protection against soil-borne diseases and will also provide control of the foliar diseases listed for a 10-14 day period after each spray. Under heavy pressure and/or heavy rainfall or irrigation, there should be 0.3-0.4 lb. ai of azoxystrobin in the tank. Under lighter pressure and dry conditions (non-irrigated, low rainfall), 0.2-0.4 lb. ai of azoxystrobin can be used.

Application Instructions: Quilt Xcel may be applied by either ground, air or chemigation. When applying Quilt Xcel via irrigation or as a directed ground application, additional methods should be employed for leaf spot control.

Specific Use Restrictions:

- 1) Do not apply within 14 days of harvest when using a maximum rate of 14 fl. oz./A.
- 2) Do not apply within 21 days of harvest when using rates above 14 fl. oz./A and do not feed hay from treated fields to livestock if using rates higher than 14 fl. oz./A.
- 3) Do not apply more than 56 fl. oz./A/season.
- 4) Do not apply more than 0.45 lb. a.i. propiconazole containing products/A/season.
- 5) Do not apply more than 0.80 lb. a.i. azoxystrobin containing products/A/season.

32
49

Crop	Target Diseases	Use Rate fl. oz. product/A	Remarks
Pecans	Pecan scab (<i>Cladosporium caryigenum</i>) Anthracnose (<i>Glomerella cingulata</i>) Downy spot (<i>Mycosphaerella caryigena</i>) Liver spot (<i>Gnomonia caryae pv pecanae</i>) Vein spot (<i>Gnomonia nerviseda</i>) Zonate leaf spot (<i>Cristulariella moricola</i>) Powdery mildew (<i>Microsphaera penicillata</i>)	14 - 21	Pecan scab: Apply 14-21 fl. oz./A Quilt Xcel on a 14-day schedule during bud break and pre-pollination sprays. Apply 20-21 fl. oz./A during nut formation and cover sprays. Use higher rates when disease pressure is heavier. Do not apply after shuck split. Other foliar diseases: Quilt Xcel may be applied for control of mid to late season foliar diseases at 14-20.5 fl oz./A with other pecan products, labeled for these diseases. Observe all directions, precautions, and limitations for the other products. Make no more than two sequential applications of a Group 11 fungicide before alternating to another product with a different mode of action than Group 11 fungicides. Use of an adjuvant such as COC may provide additional disease control.

Application Instructions: Quilt Xcel may be applied by either ground or air (minimum of 20 gal./A). Ground applications should be applied in sufficient water to provide for full coverage.

Specific Use Restrictions:

- 1) Do not apply more than 115 fl. oz./A of Quilt Xcel per season.
- 2) Do not apply after shuck split or within 45 days of harvest, whichever is first.
- 3) Do not graze livestock in treated areas or cut treated cover crops for feed.
- 4) Do not apply more than 0.9 lb. a.i. propiconazole containing products/A/season.
- 5) Do not apply more than 1.2 lbs. a.i. azoxystrobin containing products/A/season.

49/33

Crop	Target Diseases	Use Rate fl. oz. product/A	Remarks
Pistachios	Botryosphera Panicle and Shoot blight (<i>B. dothidea</i>) Alternaria late blight (<i>A. alternata</i>) Septoria leaf spot (<i>S. pistaciarium</i>)	17.5 - 21	Begin applications when green leaf tissue becomes visible and continue on a 14-21 day interval. Under severe disease conditions, use the higher rate and the shorter interval. Make no more than 2 consecutive applications of Quilt Xcel before alternating to another non-Group 11 fungicide.

Application Directions: Quilt Xcel can be applied by either ground or aerial application (15 gal./A minimum).

Specific Use Restrictions:

- 1) Do not apply more than 112 fl. oz./A of Quilt Xcel per crop.
- 2) Do not apply more than 0.9 lb. ai of propiconazole containing products/A/season.
- 3) Do not apply more than 1.5 lbs. ai of azoxystrobin containing products/A/season.
- 4) Do not apply within 60 days of harvest.
- 5) Do not graze livestock in treated areas or cut treated cover crop for feed.

34
49

Crop	Target Diseases	Use Rate fl. oz. product/A	Remarks
Rice Including Wild Rice	Sheath blight (<i>Rhizoctonia solani</i>) Brown leaf spot (<i>Helminthosporium oryzae</i>) Narrow brown leaf spot (<i>Cercospora oryzae</i>) Leaf smut (<i>Entyloma oryzae</i>) Sheath spot (<i>Rhizoctonia oryzae</i>) Kernel smut (<i>Tilletia barclayana</i>) Aggregate sheath spot (<i>Rhizoctonia oryzae-sativa</i>) Leaf blast (<i>Pyricularia grisea</i>) Black sheath rot (<i>Gaeumannomyces graminis</i>) Stem rot (<i>Sclerotium oryzae</i>) Panicle blast (<i>P. grisea</i>) For disease suppression of: False smut (<i>Ustilagoideae virens</i>)	15.75 - 27	Timing of Quilt Xcel application will depend on disease severity, disease complex and rice variety/growth stage. Consult local extension experts for local economic thresholds established for various rice varieties and diseases. Leaf blast: Quilt Xcel must be applied for preventive control. Apply 21-27 fl. oz./A. Panicle blast: Apply Quilt Xcel at 10 % head emergence with an additional application of Quadris at 90% emergence. Refer to the Quadris label for rates and timing. All other leaf/stem diseases: Apply 15.75-27 fl. oz./A at initial sign of disease. Apply higher rates when disease pressure is heavy and/or when environmental conditions are highly favorable for disease development. A second application may be made 14 days later. Tank-mix option: Apply 15.75-20.5 fl. oz./A of Quilt Xcel in a tank mix with Quadris or other fungicides for control of rice diseases. A minimum of 0.15 lb. a.i./A azoxystrobin should be in the tank mix (see Quilt Xcel rate conversion table below). Do not exceed 0.3 lb. of azoxystrobin/A/application to rice or 0.25 lb. of azoxystrobin/A/application to wild rice. Make no more than 2 applications of a Group 11 (QoI) fungicide per year.

Application Instructions: For aerial application, volumes should be 5-10 GPA. An adjuvant may be added at recommended rates to improve canopy coverage and penetration while reducing evaporation and drift.

Specific Use Restrictions:

- 1) Do not apply within 35 days of harvest.
- 2) Do not apply to stubble or ratoon crop rice.
- 3) Do not use in rice fields where commercial farming of crayfish will be practiced.
- 4) Do not drain water from treated rice fields into ponds used for commercial fish farming.
- 5) Do not use water drained from treated fields to irrigate other crops.
- 6) Do not apply more than 42 fl. oz./A/season of Quilt Xcel.
- 7) Do not apply more than 0.34 lb. a.i. propiconazole containing products/A/season.
- 8) Do not apply more than 0.70 lb. a.i. azoxystrobin containing products/A/season.
- 9) Do not release floodwater within 14 days of an application.

35
49

Crop	Target Diseases	Use Rate fl. oz. product/A	Remarks
Sorghum	Ergot (<i>Claviceps sorghi</i>) Leaf Blight (<i>Exserohilum turcicum</i>) Anthracnose (<i>Colletotrichum graminicola</i>) Gray leaf spot (<i>Cercospora sorghi</i>) Ladder leaf spot (<i>Cercospora fusimaculans</i>) Zonate leaf spot (<i>Gloeocercospora sorghi</i>)	10.5 - 14	For ergot control, make the first application at or just prior to flowering. Repeat on a 5-7 day interval. For other diseases, apply at first sign of disease. Apply on a 14-day interval.

Application Directions: Quilt Xcel can be applied by either ground or aerial application.

Specific Use Restrictions:

- 1) Do not apply more than 56 fl. oz./A of Quilt Xcel per crop.
- 2) Do not apply more than 0.45 lb. ai of propiconazole containing products/A/season.
- 3) Do not apply more than 0.75 lb./A/season of azoxystrobin-containing products to sorghum grown for grain and/or stover.
- 4) Do not apply more than 0.5 lb./A/season of azoxystrobin containing products to sorghum grown for forage.
- 5) Do not apply within 30 days of harvest for forage.
- 6) Do not apply within 21 days of harvest for grain or stover.
- 7) Do not graze livestock or cut for green chop or silage within 30 days of application.
- 8) Do not apply more than 28 oz. (0.22 lb. ai propiconazole) on sorghum harvested for forage.

36
49

Crop	Target Diseases	Use Rate fl. oz. product/A	Remarks
Soybeans	Aerial Web Blight <i>(Rhizoctonia solani)</i> Anthracnose <i>(Colletotrichum truncatum)</i> Brown spot <i>(Septoria glycines)</i> Frogeye leaf spot <i>(Cercospora sojina)</i> Soybean Rust <i>(Phakopsora pachyrhizi)</i> Alternaria leaf spot <i>(Alternaria spp.)</i> Cercospora blight and leaf spot <i>(C. kickuchii)</i> Pod and Stem Blight <i>(Diaporthe spp.)</i>	10.5 - 21	Foliar diseases (except rust): Apply 14-21 fl. oz./A at growth stage R3 (early pod set) when pods are 1/8-1/4 inch long) and 14-21 days later at growth stage R5 (pod fill). Quilt Xcel may be applied earlier should conditions be conducive for disease. Soybean Rust: Apply 14-21 fl. oz./A at first indication that disease is in the area. For best control, preventive applications work best. Repeat on a 14-21 day interval. Use higher rate and shorter interval when diseases are present in the field and incidence is less than 2% (2 plants in 100 are infected). If incidence is greater than this or if disease is in mid-canopy, control will not be acceptable. Scouting for the disease and/or being aware of the proximity of the disease via monitoring systems will aid in the proper timing to maximize the effectiveness of the fungicide applications. On certain varieties, Quilt Xcel applications may cause crinkled, smaller and/or greener leaves. Yields of beans displaying these characteristics have not been reduced due to Quilt Xcel treatments.

Application Directions: Quilt Xcel can be applied by either ground, chemigation or aerial application.

Specific Use Restrictions:

- 1) Do not apply more than 42 fl. oz./A of Quilt Xcel per crop.
- 2) Do not apply more than 0.34 lb. ai of propiconazole containing products/A/season.
- 3) Do not apply more than 1.5 lbs. ai of azoxystrobin containing products/A/season.
- 4) Apply up to Stage R6.

5/5

Crop	Target Diseases	Use Rate fl. oz. product/A	Remarks
<p>Stone Fruits</p> <p>Apricot Cherry, sweet Cherry, tart Nectarine Peach Plum Plumcot Prune</p> <p>Including all cultivars and hybrids of these</p>	<p>Brown Rot Blossom Blight (<i>Monilinia</i> spp.) Brown rot on fruit (<i>Monilinia</i> spp.) Powdery Mildew (<i>Podosphaera clandestina</i>, <i>Sphaerotheca pannosa</i>) Cherry Leaf Spot (<i>Blumeriella jaapii</i>) Rust (<i>Tranzschelia discolor</i>) Scab (<i>Cladosporium carpophilum</i>) Alternaria spot and fruit rot (<i>A. alternata</i>) Anthracnose (<i>Colletotrichum prunicola</i>) Shothole (<i>Wilsonomyces carpophilus</i>)</p>	<p>14</p>	<p>For Brown Rot Blossom Blight, apply Quilt Xcel at early bloom stage. If disease pressure is low, a second application of 14 fl. oz./A may be made as needed through petal fall. Under conditions of high disease pressure and/or very susceptible varieties, applications may be needed at 50-75% bloom and petal fall. Apply no more than 2 sequential applications before switching to a non-Group 11 fungicide.</p> <p>For Brown Rot on fruit, apply as needed, a maximum of 2 sprays of Quilt Xcel, during the preharvest period up to the day of harvest. Make the two applications no closer than 10 days apart.</p> <p>For powdery mildew, rust, and cherry leaf spot, follow the blossom blight schedule. Make up to 2 additional applications on a 10-14 day interval from the end of petal fall to harvest.</p> <p>For scab, begin applications at petal fall and continue on a 7-14 day interval.</p> <p>For other diseases, begin applications at onset of disease and continue on a 10-14 day interval.</p> <p>Make no more than 2 sequential applications of a Group 11 fungicide prior to alternating with another product with a different mode of action than Group 11 fungicides.</p>

Application Instructions: Stone fruit diseases are more effectively controlled by ground application, using sufficient water volume to provide thorough and uniform coverage. Aerial application (minimum of 15 gal./A) may be used if necessary but disease control may be reduced.

Applications of Quilt Xcel during bloom to Stanley plums have occasionally caused fruit to be less oval in shape and smaller in size at harvest. To avoid this, do not apply Quilt Xcel to Stanley plums earlier than 21 days prior to harvest.

Specific Use Restrictions:

- 1) May be applied the day of harvest.
- 2) Do not apply more than 70 fl. oz./A/season of Quilt Xcel.
- 3) Do not apply more than 0.56 lb. a.i. propiconazole containing products/A/season.
- 4) Do not apply more than 1.5 lbs. a.i. azoxystrobin containing products/A/season.

Crop	Target Diseases	Use Rate fl. oz. product/A	Remarks
Strawberries	Anthracnose <i>(Colletotrichum spp.)</i> Leaf Spot <i>(Cercospora fragariae)</i> Powdery Mildew <i>(Sphaerotheca macularis)</i> Leaf Rust <i>(Phragmidium potentillae)</i>	14	Begin applications prior to disease development. Repeat on a 10-14 day interval. Do not make more than two consecutive applications before switching to a non-Group 11 fungicide. Make no more than 4 applications of a Quilt Xcel or other QoI containing product.

Application Directions: Quilt Xcel can be applied by either ground (20 gal./A minimum) or aerial application (15 gal./A minimum).

Specific Use Restrictions:

- 1) Do not apply more than 56 fl. oz./A of Quilt Xcel per crop.
- 2) Do not apply more than 0.45 lb. ai of propiconazole containing products/A/season.
- 3) Do not apply more than 1.0 lbs. ai of azoxystrobin containing products/A/season.
- 4) Quilt Xcel may be applied on the day of harvest (0 day PHI).

6/19/19

Crop	Target Diseases	Use Rate fl. oz. product/A	Remarks
Sugar Beets	Cercospora leaf spot (<i>C. beticola</i>) Powdery mildew (<i>Erysiphe polygoni</i>) Rhizoctonia crown rot (<i>R. solani</i>)	14	Begin applications preventively or on a forecast system. For powdery mildew, apply at first sign of disease. Apply Quilt Xcel on a 10-21 day schedule. Make only one Quilt Xcel spray then alternate to a non-triazole fungicide (non-Group 3) that is registered on sugar beets for these diseases. If disease pressure is high, use the highest rate and shortest interval. For Rhizoctonia crown rot, apply 14 oz. in a 7-inch band over the row at the 4-8 leaf stage.

Application Directions: For best results, sufficient water volume must be used to provide thorough coverage. Quilt Xcel can be applied by either ground, chemigation, or aerial application. A minimum of 15 gals./A for ground applications is recommended. For aerial applications a minimum of 5 gals./A of water is recommended. For chemigation, apply in 0.1-0.25 inches/A of water. Chemigation with excessive water may lead to a decrease in efficacy.

Specific Use Restrictions:

- 1) Do not apply more than 42 fl. oz./A/season of Quilt Xcel.
- 2) Do not apply within 21 days of harvest.
- 3) Do not apply more than 0.34 lb. ai of propiconazole containing products per crop per season.
- 4) Do not apply more than 2.0 lbs. ai of azoxystrobin containing products per crop per season.

bh
oh

Crop	Target Diseases	Use Rate fl. oz. product/A	Remarks
Tree Nuts See list below for tree nuts labeled:	Foliar Diseases	14 - 21	Apply Quilt Xcel at first sign of disease. Repeat on a 7-14 day interval. Do not make more than two consecutive applications before switching to a non-Group 11 fungicide. Make no more than 4 applications of a Quilt Xcel or other QoI containing product per season.
Additional tree nuts: Almond (see specific directions), Beechnut, Brazil Nut, Butternut, Cashew, Chestnut, Chinquapin, Filbert (see specific directions), Hickory, Macadamia, Pecan (see specific directions), Pistachios (see specific directions), Walnut.			
Application Directions: Quilt Xcel can be applied by either ground or aerial application (15 gal./A minimum). For best control of tree nut diseases, ground applications are recommended.			
Specific Use Restrictions: 1) Do not apply more than 112 fl. oz./A of Quilt Xcel per crop. 2) Do not apply more than 0.9 lb. ai of propiconazole containing products/A/season. 3) Do not apply more than 1.2 lbs. ai of azoxystrobin containing products/A/season. 4) Do not apply within 60 days of harvest except for pecan (see specific use directions). 5) Do not graze livestock in treated areas or cut treated cover crop for feed.			

6/14

Product Conversion Table

Oz. product/A	Lb. ai azoxystrobin	Lb. ai propiconazole
7	0.056	0.06
10.5	0.10	0.08
14.0	0.13	0.11
15.75	0.15	0.125
17.5	0.16	0.14
21	0.19	0.17
26	0.24	0.21
27	0.25	0.22
28	0.26	0.22

STORAGE AND DISPOSAL

Do not contaminate water, food, or feed by storage or disposal.

Pesticide Storage

Store in original container only. Store in a cool, dry and well-ventilated place. Protect from excessive heat. Keep container closed when not in use. Do not store near food or feed.

Pesticide Disposal

Pesticide wastes may be toxic. Improper disposal of unused pesticide, spray mixture, or rinse water is a violation of federal law. If these wastes cannot be used according to label instructions, contact your State Pesticide or Environmental Control Agency, or the Hazardous Waste representative at the nearest EPA Regional Office for guidance in proper disposal methods.

Container Disposal

Non-refillable container. Do not reuse or refill this container. Offer for recycling if available.

Residue Removal [capacities equal to or less than 5 gallons]

Triple rinse container (or equivalent) promptly after emptying. Triple rinse as follows: empty the remaining contents into application equipment or a mix tank and drain for 10 seconds after the flow begins to drip. Fill the container ¼ full with water and recap. Shake for 10 seconds. Pour rinsate into application equipment or a mix tank or store rinsate for later use or disposal. Drain for 10 seconds after the flow begins to drip. Repeat this procedure two more times.

43
49

For Bulk and Minibulk Containers:

Residue Removal [capacities greater than 5 gallons]

Triple rinse as follows: Empty the remaining contents into application equipment or a mix tank. Fill the container $\frac{1}{4}$ full with water. Replace and tighten closures. Tip container on its side and roll it back and forth, ensuring at least one complete revolution, for 30 seconds. Stand the container on its end and tip it back and forth several times. Turn the container over onto its other end and tip it back and forth several times. Empty the rinsate into application equipment or a mix tank or store rinsate for later use or disposal. Repeat this procedure two more times.

CONTAINER IS NOT SAFE FOR FOOD, FEED, OR DRINKING WATER.

Quilt Xcel™, Abound®, Orbit®, Tilt®, the ALLIANCE FRAME, the Syngenta logo, and the PURPOSE ICON are trademarks of a Syngenta Group Company

Topsin® trademark of Pennwalt Corporation

This product is protected by U.S. Patent Numbers 5,602,076 and 5,633,256.

©201X Syngenta

For non-emergency (e.g., current product information), call
Syngenta Crop Protection at 1-800-334-9481.

Manufactured for:
Syngenta Crop Protection, Inc.
P.O. Box 18300
Greensboro, North Carolina 27419-8300

SCP 1324A-

44
49

[Container Label - 2.5 gallons, 264 gallons and Bulk]

Quilt Xcel™

GROUP 3 11 FUNGICIDES

Fungicide

Broad spectrum fungicide for control of plant diseases

Active Ingredient:

Azoxystrobin..... 13.5%

Propiconazole 11.7%

Other Ingredients: 74.8%

Total: 100.0%

Contains 1.02 lbs. a.i. propiconazole and 1.18 lbs. a.i. azoxystrobin per gallon.

KEEP OUT OF REACH OF CHILDREN.

WARNING/AVISO

Si usted no entiende la etiqueta, busque a alguien para que se la explique a usted en detalle. (If you do not understand the label, find someone to explain it to you in detail.)

See additional precautionary statements and directions for use inside booklet.

AGRICULTURAL USE REQUIREMENTS

Use this product only in accordance with its labeling and with the Worker Protection Standard, 40 CFR part 170. Refer to supplemental labeling under "Agricultural Use Requirements" in the Directions for Use section for information about this standard.

EPA Reg. 100-1324

EPA Est.

SCP 1324A-

2.5 gallons

264 gallons

_____ gallons

Net Contents

45
49

FIRST AID	
If in eyes	<ul style="list-style-type: none"> • Hold eye open and rinse slowly and gently with water for 15-20 minutes. • Remove contact lenses, if present, after the first 5 minutes, then continue rinsing eye. • Call a poison control center or doctor for treatment advice.
If swallowed	<ul style="list-style-type: none"> • Call a poison control center or doctor immediately for treatment advice. • Have person sip a glass of water if able to swallow. • Do not induce vomiting unless told to do so by a poison control center or doctor. • Do not give anything by mouth to an unconscious person.
If on skin or clothing	<ul style="list-style-type: none"> • Take off contaminated clothing. • Rinse skin immediately with plenty of water for 15-20 minutes. • Call a poison control center or doctor for treatment advice.
If inhaled	<ul style="list-style-type: none"> • Move person to fresh air. • If person is not breathing, call 911 or an ambulance, then give artificial respiration, preferably mouth-to-mouth, if possible. • Call a poison control center or doctor for further treatment advice.
Have the product container or label with you when calling a poison control center or doctor or going for treatment.	
HOTLINE NUMBER For 24 Hour Medical Emergency Assistance (Human or Animal) Or Chemical Emergency Assistance (Spill, Leak, Fire or Accident) Call 1-800-888-8372	

PRECAUTIONARY STATEMENTS

Hazards to Humans and Domestic Animals

WARNING/AVISO

Causes substantial but temporary eye injury. Harmful if swallowed. Do not get in eyes or on clothing. Avoid contact with skin or clothing.

User Safety Requirements

Follow manufacturer's instructions for cleaning/maintaining PPE. If no such instructions are available for washables, use detergent and hot water. Keep and wash PPE separately from other laundry.

Engineering Controls

When handlers use closed systems, enclosed cabs, or aircraft in a manner that meets the requirements listed in the Worker Protection Standard (WPS) for agricultural pesticides (40 CFR 170.240(d)(4-6), the handler PPE requirements may be reduced or modified as specified in the WPS.

User Safety Recommendations

Users should:

- Wash hands thoroughly with soap and water after handling and before eating, drinking, chewing gum, using tobacco or using the toilet.
- Remove clothing/PPE immediately if pesticide gets inside. Then wash thoroughly and put on clean clothing.
- Remove PPE immediately after handling this product. Wash the outside of gloves before removing. As soon as possible, wash thoroughly and change into clean clothing.
- Remove and wash contaminated clothing before reuse.

Environmental Hazards

Azoxystrobin can be persistent for several months or longer. Azoxystrobin has degradation products which have properties similar to chemicals which are known to leach through soil to ground water under certain conditions as a result of agricultural use. Use of this chemical in areas where soils are permeable, particularly where the water table is shallow may result in ground water contamination.

Azoxystrobin and propiconazole are toxic to freshwater and estuarine/marine fish; and azoxystrobin is toxic to aquatic invertebrates. Do not apply directly to water except as specified on this label. For terrestrial uses, do not apply directly to water, or to areas where surface water is present or to intertidal areas below the mean high water mark. Drift and runoff may be hazardous to aquatic organisms in neighboring areas. Do not contaminate water when disposing of equipment washwater or rinsate.

Notify state and/or Federal authorities and Syngenta immediately if you observe any adverse environmental effects due to use of this product.

[Bulk]

CONDITIONS OF SALE AND LIMITATION OF WARRANTY AND LIABILITY

NOTICE: Read the entire Directions for Use and Conditions of Sale and Limitation of Warranty and Liability before buying or using this product. If the terms are not acceptable, return the product at once, unopened, and the purchase price will be refunded.

The Directions for Use of this product must be followed carefully. It is impossible to eliminate all risks inherently associated with the use of this product. Crop injury, ineffectiveness or other unintended consequences may result because of such factors as manner of use or application, weather or crop conditions, presence of other materials or other influencing factors in the use of the product, which are beyond the control of SYNGENTA CROP PROTECTION, INC. or Seller. To the extent consistent with applicable law, Buyer and User agree to hold SYNGENTA and Seller harmless for any claims relating to such factors.

SYNGENTA warrants that this product conforms to the chemical description on the label and is reasonably fit for the purposes stated in the Directions for Use, subject to the inherent risks referred to above, when used in accordance with directions under normal use conditions. To the extent consistent with applicable law: (1) this warranty does not extend to the use of the product contrary to label instructions or under conditions not reasonably foreseeable to or beyond the control of Seller or SYNGENTA, and, (2) Buyer and User assume the risk of any such use. **TO THE EXTENT CONSISTENT WITH APPLICABLE LAW, SYNGENTA MAKES NO WARRANTIES OF MERCHANTABILITY OR OF FITNESS FOR A PARTICULAR PURPOSE NOR ANY OTHER EXPRESS OR IMPLIED WARRANTY EXCEPT AS WARRANTED BY THIS LABEL.**

To the extent consistent with applicable law, in no event shall SYNGENTA be liable for any incidental, consequential or special damages resulting from the use or handling of this product. **TO THE EXTENT CONSISTENT WITH APPLICABLE LAW, THE EXCLUSIVE REMEDY OF THE USER OR BUYER, AND THE EXCLUSIVE LIABILITY OF SYNGENTA AND SELLER FOR ANY AND ALL CLAIMS, LOSSES, INJURIES OR DAMAGES (INCLUDING CLAIMS BASED ON BREACH OF WARRANTY, CONTRACT, NEGLIGENCE, TORT, STRICT LIABILITY OR OTHERWISE) RESULTING FROM THE USE OR HANDLING OF THIS PRODUCT, SHALL BE THE RETURN OF THE PURCHASE PRICE OF THE PRODUCT OR, AT THE ELECTION OF SYNGENTA OR SELLER, THE REPLACEMENT OF THE PRODUCT.**

SYNGENTA and Seller offer this product, and Buyer and User accept it, subject to the foregoing Conditions of Sale and Limitation of Warranty and Liability, which may not be modified except by written agreement signed by a duly authorized representative of SYNGENTA.

STORAGE AND DISPOSAL

Do not contaminate water, food, or feed by storage or disposal.

Pesticide Storage

Store in original container only. Store in a cool, dry and well-ventilated place. Protect from excessive heat. Keep container closed when not in use. Do not store near food or feed.

Pesticide Disposal

Pesticide wastes may be toxic. Improper disposal of unused pesticide, spray mixture, or rinse water is a violation of federal law. If these wastes cannot be used according to label instructions, contact your State Pesticide or Environmental Control Agency, or the Hazardous Waste representative at the nearest EPA Regional Office for guidance in proper disposal methods.

Container Disposal

Non-refillable container. Do not reuse or refill this container. Offer for recycling if available.

Residue Removal [capacities equal to or less than 5 gallons]

Triple rinse container (or equivalent) promptly after emptying. Triple rinse as follows: empty the remaining contents into application equipment or a mix tank and drain for 10 seconds after the flow begins to drip. Fill the container ¼ full with water and recap. Shake for 10 seconds. Pour rinsate into application equipment or a mix tank or store rinsate for later use or disposal. Drain for 10 seconds after the flow begins to drip. Repeat this procedure two more times.

For Bulk and Minibulk Containers:

Residue Removal [capacities greater than 5 gallons]

Triple rinse as follows: Empty the remaining contents into application equipment or a mix tank. Fill the container ¼ full with water. Replace and tighten closures. Tip container on its side and roll it back and forth, ensuring at least one complete revolution, for 30 seconds. Stand the container on its end and tip it back and forth several times. Turn the container over onto its other end and tip it back and forth several times. Empty the rinsate into application equipment or a mix tank or store rinsate for later use or disposal. Repeat this procedure two more times.

CONTAINER IS NOT SAFE FOR FOOD, FEED, OR DRINKING WATER.

Quilt Xcel™ and the Syngenta logo are trademarks of a Syngenta Group Company

This product is protected by U.S. Patent Numbers 5,602,076 and 5,633,256.

©201X Syngenta

Manufactured for:
Syngenta Crop Protection, Inc.
P.O. Box 18300
Greensboro, North Carolina 27419-8300

SCP 1324A-

QUILT XCEL 1324 MAS NOTIF 0211 - bb - 2-28-11

000100-01324.20110218.QUILT-XCEL-NOTIF-0211.pdf