



100-1317

5/20/2009

1/15

 <p>U.S. ENVIRONMENTAL PROTECTION AGENCY Office of Pesticide Programs Registration Division (7505P) Ariel Rios Building 1200 Pennsylvania Ave., NW Washington, D.C. 20460</p>	EPA Registration Number: 100-1317	Date of Issuance: MAY 20 2009
	NOTICE OF PESTICIDE: <input checked="" type="checkbox"/> Registration <input type="checkbox"/> Reregistration (under FIFRA, as amended)	
Term of Issuance: Conditional		Name of Pesticide Product: Inspire Super
Name and Address of Registrant (include ZIP Code): Syngenta Crop Protection, Inc. PO Box 18300 Greensboro, NC 27419-8300		
<small>Note: Changes in labeling differing in substance from that accepted in connection with this registration must be submitted to and accepted by the Registration Division prior to use of the label in commerce. In any correspondence on this product always refer to the above EPA registration number.</small>		
<p>On the basis of information furnished by the registrant, the above named pesticide is hereby registered/reregistered under the Federal Insecticide, Fungicide and Rodenticide Act. Registration is in no way to be construed as an endorsement or recommendation of this product by the Agency. In order to protect health and the environment, the Administrator, on his motion, may at any time suspend or cancel the registration of a pesticide in accordance with the Act. The acceptance of any name in connection with the registration of a product under this Act is not to be construed as giving the registrant a right to exclusive use of the name or to its use if it has been covered by others.</p> <p>This product is conditionally registered in accordance with FIFRA sec. 3 (c) (7) (A) provided that you:</p> <ol style="list-style-type: none"> 1. Submit/cite all data required for the registration/ reregistration of your product when the Agency requires all registrants of similar products to submit data; and submit acceptable responses required for reregistration of your product under FIFRA section 4. 2. Make the following label changes: <ol style="list-style-type: none"> a. Change the EPA Registration Number to 100-1317 <p>(Continued)</p>		
Signature of Approving Official:  Shaja B. Joyner, Product Manager 20 Fungicide Branch Registration Division (7505P)	Date: MAY 20 2009	

2/15

- b. Page 2 – First Aid: You may delete the “If in eyes” row. However, if you choose to retain “If in eyes” you must move the “If swallowed” row so that it is above the “If in eyes” row.
 - c. Page 2 – Precautionary Statements: Replace the existing text with “Harmful if swallowed. Wash thoroughly with soap and water after handling and before eating, drinking, chewing gum, using tobacco or using the toilet.”
 - d. Page 3 – Replace the text: “If no such instructions for washables, use detergent and hot water.” with “If no such instructions for washables exist, use detergent and hot water.”
 - e. Page 3 – Put the text: “Follow manufacturer’s instructions . . . separately from other laundry.” inside a box and title the box “User Safety Requirements.”
 - f. Page 3 – Environmental Hazards: Replace “Difenoconazole is toxic to fish, mammals and aquatic invertebrates.” with “Difenoconazole and cyprodinil are toxic to fish, mammals and aquatic invertebrates.”
 - g. Page 3 – Environmental Hazards: Add the heading “Surface and Ground Water Advisory” immediately before “The chemicals in this product . . . “
 - h. Page 4 – Conditions of Sale and Limitation of Warranty and Liability: Throughout this section, replace “To the extent permitted by applicable law . . .” with “To the extent consistent with applicable law . . .”
 - i. Page 11 – Storage and Disposal: Place this section in a box.
3. Provide the following as conditions of registration:
- a. OPPTS number 830.6317 - storage stability - due 1 September 2010.
 - b. OPPTS number 830.6320 - corrosion characteristics - due 1 September 2010.
4. Submit one (1) copy of the revised final printed label before the product is released for shipment.

As stated in item 4 of the Summary of Findings in the attached product chemistry review, the enforcement analytical method submitted has been validated and you must now submit a copy of this method to:
EPA Analytical Laboratory
701 Mapes RD
Ft. Meade, MD 20755-5350

If these conditions are not complied with, the registration will be subject to cancellation in accordance with FIFRA sec. 6(e). Your release for shipment of the product constitutes acceptance of these conditions.

A stamped copy of the label is enclosed for your records. If you have any questions, contact Lisa Jones of my team at (703) 308-9424 or at jones.lisa@epa.gov.

Sincerely,



Shaja B. Joyner
Product Manager (20)
Fungicide Branch
Registration Division (7505P)

- Enclosure:
- Stamped copy of label
 - Product chemistry review March 10, 2009
 - Acute tox review March 24, 2009
 - Residue chemistry review April 29, 2009
 - Residue chemistry review March 20, 2009
 - Cyprodinil Environmental Fate and Effects review February 10, 2009
 - Cyprodinil Environmental Fate and Effects review January 15, 2009

GROUP 3 9 FUNGICIDES

Inspire Super™

Fungicide

For control of certain diseases in pome fruit

Active Ingredients:

Difenoconazole*	8.4%
Cyprodinil**	24.1%
<hr/>	
Other Ingredients:	67.5%
Total:	100.0%

*CAS No.119446-68-3

**CAS No. 121552-61-2

Contains 0.73 lbs. of difenoconazole active ingredient and 2.09 lbs of cyprodinil active ingredient per gallon.

KEEP OUT OF REACH OF CHILDREN.

CAUTION

See additional precautionary statements and directions for use inside booklet.

EPA Reg. 100-XXXX

EPA Est.

Net Contents

**ACCEPTED
with COMMENTS
In EPA Letter Dated:
MAY 20 2009**

**Under the Federal Insecticide,
Fungicide, and Rodenticide Act,
as amended, for the pesticide
registered under EPA Reg. No.**

100 - 1317

FIRST AID	
If in eyes	<ul style="list-style-type: none">• Hold eye open and rinse slowly and gently with water for 15-20 minutes.• Remove contact lenses, if present, after the first 5 minutes, then continue rinsing eye.• Call a poison control center or doctor for treatment advice.
If swallowed	<ul style="list-style-type: none">• Call a poison control center or doctor immediately for treatment advice.• Have person sip a glass of water if able to swallow.• Do not induce vomiting unless told to do so by a poison control center or doctor.• Do not give anything by mouth to an unconscious person.
Have the product container or label with you when calling a poison control center or doctor, or going for treatment.	
HOT LINE NUMBER For 24-Hour Medical Emergency Assistance (Human or Animal) Or Chemical Emergency Assistance (Spill, Leak, Fire or Accident) Call 1-800-888-8372	

PRECAUTIONARY STATEMENTS

Hazards to Humans and Domestic Animals

CAUTION

Harmful if swallowed or absorbed through skin. Avoid contact with skin, eyes or clothing. Wash thoroughly with soap and water after handling and before eating, drinking, chewing gum, or using tobacco. Remove and wash contaminated clothing before reuse.

Personal Protective Equipment (PPE)

Some materials that are chemical resistant to this product are listed below. If you want more options, follow the instructions for category F or G on an EPA chemical-resistant category selection chart.

Applicators and other handlers must wear:

- Long-sleeved shirt and long pants
- Shoes plus socks
- Chemical-resistant gloves made of any waterproof materials such as polyvinyl chloride, nitrile rubber or butyl rubber.

Follow manufacturer's instructions for cleaning/maintaining PPE. If no such instructions for washables, use detergent and hot water. Keep and wash PPE separately from other laundry.

Engineering Control Statements

When handlers use closed systems, enclosed cabs, or aircraft in a manner that meets the requirements listed in the Worker Protection Standard (WPS) for agricultural pesticides [40 CFR 170.240(d)(4-6)], the handler PPE requirements may be reduced or modified as specified in the WPS.

User Safety Recommendations

Users should:

- Wash hands before eating, drinking, chewing gum, using tobacco, or using the toilet.
- Remove clothing/PPE immediately if pesticide gets inside. Then wash thoroughly and put on clean clothing.
- Remove PPE immediately after handling this product. Wash the outside of gloves before removing. As soon as possible, wash thoroughly and change into clean clothing.

Environmental Hazards

Difenoconazole is toxic to fish, mammals and aquatic invertebrates. Drift and runoff may be hazardous to aquatic **estuarine/marine** organisms in water adjacent to treated area. Do not apply directly to water, to areas where surface water is present, or to intertidal areas below the mean high water mark. Do not contaminate water when disposing of equipment washwater or rinsate.

The chemicals in this product may contaminate water through drift or spray in wind. These chemicals have potential for runoff for several months or more after application. Poorly draining soils and soils with shallow water tables are more prone to produce runoff that contains these chemicals. A level, well maintained vegetative buffer strip between areas to which these chemicals are applied and surface water features such as ponds, streams, and springs will reduce the potential for contamination of water from rainfall runoff. Runoff of this product will be reduced by avoiding applications when rainfall is forecasted to occur within 48 hours. Sound erosion control will reduce this product's potential to reach surface water.

CONDITIONS OF SALE AND LIMITATION OF WARRANTY AND LIABILITY

NOTICE: Read the entire Directions for Use and Conditions of Sale and Limitation of Warranty and Liability before buying or using this product. If the terms are not acceptable, return the product at once, unopened, and the purchase price will be refunded.

The Directions for Use of this product must be followed carefully. It is impossible to eliminate all risks inherently associated with the use of this product. Crop injury, ineffectiveness or other unintended consequences may result because of such factors as manner of use or application, weather or crop conditions, presence of other materials or other influencing factors in the use of the product, which are beyond the control of SYNGENTA CROP PROTECTION, INC. or Seller. To the extent permitted by applicable law, Buyer and User agree to hold SYNGENTA and Seller harmless for any claims relating to such factors.

SYNGENTA warrants that this product conforms to the chemical description on the label and is reasonably fit for the purposes stated in the Directions for Use, subject to the inherent risks referred to above, when used in accordance with directions under normal use conditions. To the extent permitted by applicable law: (1) this warranty does not extend to the use of this product contrary to label instructions or under conditions not reasonably foreseeable to or beyond the control of Seller or SYNGENTA, and, (2) Buyer and User assume the risk of any such use. **TO THE EXTENT PERMITTED BY APPLICABLE LAW, SYNGENTA MAKES NO WARRANTIES OF MERCHANTABILITY OR OF FITNESS FOR A PARTICULAR PURPOSE NOR ANY OTHER EXPRESS OR IMPLIED WARRANTY EXCEPT AS WARRANTED BY THIS LABEL.**

To the extent permitted by applicable law, in no event shall SYNGENTA be liable for any incidental, consequential or special damages resulting from the use or handling of this product. **TO THE EXTENT PERMITTED BY APPLICABLE LAW, THE EXCLUSIVE REMEDY OF THE USER OR BUYER, AND THE EXCLUSIVE LIABILITY OF SYNGENTA AND SELLER FOR ANY AND ALL CLAIMS, LOSSES, INJURIES OR DAMAGES (INCLUDING CLAIMS BASED ON BREACH OF WARRANTY, CONTRACT, NEGLIGENCE, TORT, STRICT LIABILITY OR OTHERWISE) RESULTING FROM THE USE OR HANDLING OF THIS PRODUCT, SHALL BE THE RETURN OF THE PURCHASE PRICE OF THE PRODUCT OR, AT THE ELECTION OF SYNGENTA OR SELLER, THE REPLACEMENT OF THE PRODUCT.**

SYNGENTA and Seller offer this product, and Buyer and User accept it, subject to the foregoing Conditions of Sale and Limitation of Warranty and Liability, which may not be modified except by written agreement signed by a duly authorized representative of SYNGENTA.

DIRECTIONS FOR USE

It is a violation of Federal law to use this product in a manner inconsistent with its labeling.

Do not apply this product in a way that will contact workers or other persons, either directly or through drift. Only protected handlers may be in the area during application. For any requirements specific to your State or Tribe, consult the agency responsible for pesticide regulation.

AGRICULTURAL USE REQUIREMENTS

Use this product only in accordance with its labeling and with the Worker Protection Standard, 40 CFR Part 170. This Standard contains requirements for the protection of agricultural workers on farms, forests, nurseries, and greenhouses, and handlers of agricultural pesticides. It contains requirements for training, decontamination, notification, and emergency assistance. It also contains specific instructions and exceptions pertaining to the statements on this label about personal protective equipment (PPE) and restricted-entry interval. The requirements in this box only apply to uses of this product that are covered by the Worker Protection Standard.

Do not enter or allow worker entry into treated areas during the restricted-entry interval (REI) of 12 hours.

PPE required for early entry to treated areas that is permitted under the Worker Protection Standard and that involves contact with anything that has been treated, such as plants, soil, or water is:

- Coveralls
- Chemical-resistant gloves made of any waterproof materials such as polyvinyl chloride, nitrile rubber or butyl rubber.
- Shoes plus socks

GENERAL USE PRECAUTIONS

FAILURE TO FOLLOW DIRECTIONS AND PRECAUTIONS ON THIS LABEL MAY RESULT IN CROP INJURY, POOR DISEASE CONTROL, AND/OR ILLEGAL RESIDUES.

GENERAL INFORMATION

Inspire Super is a broad-spectrum product containing two fungicides. It has preventative, systemic and curative properties and is recommended for the control of many important plant diseases. Inspire Super provides excellent disease control of many leaf spots and powdery mildews. Inspire Super is applied as a foliar spray and can be used in block, alternating spray, or tank-mix programs with other crop protection products. All applications should be made according to the use directions that follow.

GENERAL USE INSTRUCTIONS

Application: Thorough coverage is necessary to provide good disease control. Make no more spray solution than is needed for application. Avoid spray overlap, as crop injury may occur.

Adjuvants: When an adjuvant is to be used with this product, the use of an adjuvant that meets the standards of the Chemical Producers and Distributors Association (CPDA) adjuvant certification program is recommended.

Efficacy: Under certain conditions conducive to extended infection periods, use another registered fungicide for additional applications if the maximum amount of Inspire Super has been used. If resistant isolates to Group 3 or Group 9 fungicides are present, efficacy can be reduced for certain diseases. The higher rates in the rate range and/or shorter spray intervals may be required under conditions of heavy infection pressure, with highly susceptible varieties, or when environmental conditions are conducive to disease.

Integrated Pest Management (IPM): Inspire Super should be integrated into an overall disease and pest management strategy whenever the use of a fungicide is required. Cultural practices known to reduce disease development should be followed. Consult your local agricultural authorities for additional IPM strategies established for your area. Inspire Super may be used in State Agricultural Extension advisory (disease forecasting) programs which recommend application timing based on environmental factors favorable for disease development.

RESISTANCE MANAGEMENT

GROUP	3	9	FUNGICIDES
-------	---	---	------------

Inspire Super contains two fungicides - difenoconazole, a triazole fungicide in Group 3 and cyprodinil, an anilinopyrimidine in Group 9. Fungal pathogens can develop resistance to products with the same mode of action when used repeatedly. Because resistance development cannot be predicted, use of this product should conform to

resistance management strategies established for the crop and use area. Consult your local or State agricultural authorities for resistance management strategies that are complementary to those in this label. Resistance management strategies may include rotating and/or tank mixing with products having different modes of action or limiting the total number of applications per season. Syngenta encourages responsible resistance management to ensure effective long-term control of the fungal diseases on this label. Inspire Super should not be alternated or tank mixed with any fungicide to which resistance has already developed.

As part of a resistance management strategy:

- Apply a maximum of 5 sprays during one crop cycle.
- Apply no more than 2 sequential applications unless otherwise stated in the crop section.
- When tank mixing or alternating, use an effective partner – one that provides satisfactory disease control when used alone at the mixture rate.

Crop Tolerance: Plant tolerance has been found to be acceptable for all crops on the label, however, not all possible tank-mix combinations have been tested under all conditions. When possible, it is recommended to test the combinations on a small portion of the crop to ensure that a phytotoxic response will not occur as a result of application. See precautions regarding apple phytotoxicity.

Spray Drift Management: To avoid spray drift, do not apply when conditions favor drift beyond the target area. The interaction of many equipment and weather related factors determine the potential for spray drift. AVOIDING SPRAY DRIFT AT THE APPLICATION SITE IS THE RESPONSIBILITY OF THE APPLICATOR AND THE GROWER. More information on managing spray drift can be found on the SYNGENTA CROP PROTECTION website under Stewardship (http://www.syngentacropprotection-us.com/enviro/driftmanagement/index.asp?nav=drift_management).

MIXING AND APPLICATION METHODS

Spray Equipment

Nozzles

- Equip sprayers with nozzles that provide accurate and uniform application.
- Nozzles should be the same size and uniformly spaced across the boom.
- Calibrate sprayer before use.
- It is suggested that screens be used to protect the pump and to prevent nozzles from clogging.
- Screens placed on suction side of pump should be *16-mesh or coarser*.
- Do not place a screen in the recirculation line.

- Use 50-mesh or coarser screens between the pump and boom, and where required, at the nozzles.
- Check nozzle manufacturer's recommendations.

Pump

- Use a pump with capacity to:
 - (1) Maintain 35-40 psi at nozzles.
 - (2) Provide sufficient agitation in tank to keep mixture in suspension - this requires recirculation of 10% of tank volume per minute.
- Use a jet agitator or liquid sparge tube for agitation.
- Do not air sparge.

For more information on spray equipment and calibration, consult sprayer manufacturers and state recommendations. For specific local directions and spray schedules, consult the current state agricultural recommendations.

Mixing Instructions

- Inspire Super is a suspension concentrate (SC) formulation.
- Prepare no more spray mixture than is required for the immediate operation.
- Thoroughly clean spray equipment before using this product.
- Agitate the spray solution before and during application.
- Rinse spray tank thoroughly with clean water after each day's use and dispose of pesticide rinsate by application to an already treated area.

Inspire Super Alone (No Tank Mix)

- Add 1/2-2/3 of the required amount of water to the spray or mixing tank.
- With the agitator running, add Inspire Super to the tank.
- Continue agitation while adding the remainder of the water.
- Begin application of the spray solution after Inspire Super has completely dispersed into the mix water.
- Maintain agitation until all of the mixture has been sprayed.

Inspire Super + Tank Mixtures: Inspire Super is usually compatible with all tank-mix partners listed on this label. To determine the physical compatibility of Inspire Super with other products, use a jar test. Using a quart jar, add the proportionate amounts of the products to 1 qt. of water. Add wettable powders and water dispersible granular products first, then liquid flowables, and emulsifiable concentrates last. After thoroughly mixing, let stand for at least 5 minutes. If the combination remains mixed or can be remixed readily, it is physically compatible. Once compatibility has been proven, use the same procedure for adding required ingredients to the spray tank.

Mixing in the Spray Tank

- Add 1/2-2/3 of the required amount of water to the spray or mixing tank.
- With the agitator running, add the tank-mix partner(s) into the tank in the same order as described above.
- Allow the material to completely dissolve and disperse into the mix water. Continue agitation while adding the remainder of the water and Inspire Super to the spray tank.
- Allow Inspire Super to completely disperse.
- Spray the mixture with the agitator running.

Application Instructions


Inspire Super may be applied with all types of spray equipment commonly used for making ground and aerial applications. Proper adjustments and calibration of spraying equipment to give good canopy penetration and coverage is essential for good disease control.

Ground Application

- Apply in a minimum of 10 gals. of water per acre, unless specified otherwise.
- Do not apply through any ultra-low volume (ULV) spray system.
- Thorough coverage is necessary to provide good disease control.

Aerial Application

- Use only on crops where aerial applications are indicated.
- Thorough coverage is necessary to provide good disease control.
- Apply in a minimum of 5 gallons of water per acre unless specified otherwise.
- Avoid application under conditions when uniform coverage cannot be obtained or when excessive spray drift may occur.
- Do not apply directly to humans or animals.
- Do not apply through any ultra-low volume (ULV) spray system.



STORAGE AND DISPOSAL

Do not contaminate water, food, or feed by storage or disposal.

Pesticide Storage

Store in a cool, dry place. Do not store near seeds, fertilizers, or foodstuffs.

Pesticide Disposal

Pesticide wastes are toxic. Improper disposal of excess pesticides, spray mixture, or rinsate is a violation of Federal law. If these wastes cannot be disposed of by use according to label instructions, contact your State Pesticide or Environmental Control Agency, or the Hazardous Waste representative at the nearest EPA Regional Office for guidance.

For minor spills, leaks, etc., follow all precautions indicated on this label and clean up immediately. Take special care to avoid contamination of equipment and facilities during cleanup procedures and disposal of wastes. In the event of a major spill, fire, or other emergency, call 1-800-888-8372, day or night.


Container Disposal


Non-refillable container. Do not reuse or refill this container. Offer for recycling if available.

Residue Removal

Triple rinse container (or equivalent) promptly after emptying. Triple rinse as follows: empty the remaining contents into application equipment or a mix tank and drain for 10 seconds after the flow begins to drip. Fill the container ¼ full with water and recap. Shake for 10 seconds. Pour rinsate into application equipment or a mix tank or store rinsate for later use or disposal. Drain for 10 seconds after the flow begins to drip. Repeat this procedure two more times.

CONTAINER IS NOT SAFE FOR FOOD, FEED, OR DRINKING WATER!



Inspire Super™, the Syngenta logo, and the CP FRAME  are trademarks of a Syngenta Group Company

©200X Syngenta

For non-emergency (e.g., current product information), call
Syngenta Crop Protection at 1-800-334-9481.

Manufactured for:
Syngenta Crop Protection, Inc.
P.O. Box 18300
Greensboro, North Carolina 27419-8300

SCP 1317A

Inspire Super 1317 MAS AMEND 0609-Hilite - bb - 6-24-09

000100-01317.20090624.INSPIRE-SUPER-AMEND-0609-Hilite.pdf

