

100-1295

07/17/2009

1/60



UNITED STATES ENVIRONMENTAL PROTECTION AGENCY
WASHINGTON, D.C. 20460

OFFICE OF
PREVENTION, PESTICIDES AND
TOXIC SUBSTANCES

Mr. Pat Dinnen
Product Registration
Syngenta Crop Protection, Inc.
P.O. Box 18300
Greensboro, NC 27419

JUL 17 2009

Subject: Label Notification for Pesticide Registration Notice 2007-4
(Storage & Disposal Changes)

Dear Registrant:

The Agency is in receipt of your Application(s) for Pesticide Notification under Pesticide Registration Notice (PRN) 2007-4 dated June 22, 2009 for:

EPA Registration 100-1295 "Warrior II With Zeon Technology Insecticide"

The Registration Division (RD) has conducted a review of this request for applicability under PRN 2007-4 and finds that the label change(s) requested falls within the scope of PRN 2007-4. The label has been date-stamped "Notification" and will be placed in our records.


Please be reminded that 40 CFR Part 156.140(a)(4) requires that a batch code, lot number, or other code identifying the batch of the pesticide distributed and sold be placed on nonrefillable containers. The code may appear either on the label (and can be added by non-notification/PR Notice 98-10) or durably marked on the container itself.

If you have any questions, please contact me directly at 703-305-6249 or Owen F. Beeder of my staff at 703-308-8899.

Sincerely,

A handwritten signature in black ink, appearing to read "Linda Arrington".

Linda Arrington
Notifications & Minor Formulations Team Leader
Registration Division (7505P)
Office of Pesticide Programs

 <div style="text-align: center;"> United States Environmental Protection Agency Washington, DC 20460 </div>		<div style="border: 1px solid black; padding: 2px; margin-bottom: 2px;"> <input type="checkbox"/> Registration </div> <div style="border: 1px solid black; padding: 2px; margin-bottom: 2px;"> <input type="checkbox"/> Amendment </div> <div style="border: 1px solid black; padding: 2px;"> <input checked="" type="checkbox"/> Other </div>	<div style="border: 1px solid black; padding: 2px; margin-bottom: 2px;">OPP Identifier Number</div> <div style="border: 1px solid black; padding: 2px;">Notification</div>
---	--	--	--

Application for Pesticide - Section I

1. Company/Product Number 100-1295	2. EPA Product Manager Richard Gebkin	3. Proposed Classification <input checked="" type="checkbox"/> None <input type="checkbox"/> Restricted
4. Company/Product (Name) Warrior II with Zeon Technology Insecticide	PM# 10	
5. Name and Address of Applicant (Include ZIP Code) Syngenta Crop Protection, Inc. P. O. Box 18300 Greensboro, NC 27419 <input type="checkbox"/> Check if this is a new address		6. Expedited Review. In accordance with FIFRA Section 3(c)(3) (b)(i), my product is similar or identical in composition and labeling to: <div style="display: flex; justify-content: space-between;"> <div>EPA Reg. No.</div> <div>NOTIFICATION</div> </div> <div style="display: flex; justify-content: space-between; margin-top: 10px;"> <div>Product Name</div> <div>JUL 17 2009</div> </div>

Section - II

<input type="checkbox"/> Amendment - Explain below. <input type="checkbox"/> Resubmission in response to Agency letter dated _____ <input checked="" type="checkbox"/> Notification - Explain below.	<input type="checkbox"/> Final printed labels in response to Agency letter dated _____ <input type="checkbox"/> "Me Too" Application. <input type="checkbox"/> Other - Explain below.
--	---

Explanation: Use additional page(s) if necessary. (For Section I and Section II.).


Notification of label change per PR Notice 2007-4. This Notification is consistent with the guidance of PR Notice 2007-4 and the requirements of EPA's regulations at 40 CFR §§156.10, 156.140, 156.144 156.146, and 156.156. No other changes have been made to the labeling or the Confidential Statement of Formula for this product. I understand that it is a violation of 18 U.S.C. Sec. 1001 to willfully make any false statement to EPA. I further understand that if the amended label is not consistent with the requirements of 40 CFR §§156.10, 156.140, 156.144, 156.146, and 156.156, this product may be in violation of FIFRA and I may be subject to enforcement action and penalties under sections 12 and 14 of FIFRA.

Syngenta is amending the Storage and Disposal section of the label by Notification according to the directions stated in PR Notice 2007-4.

Section - III

1. Material This Product Will Be Packaged In:				2. Type of Container	
Child-Resistant Packaging <input type="checkbox"/> Yes* <input type="checkbox"/> No	Unit Packaging <input type="checkbox"/> Yes <input checked="" type="checkbox"/> No	Water Soluble Packaging <input type="checkbox"/> Yes <input checked="" type="checkbox"/> No		<input type="checkbox"/> Metal <input checked="" type="checkbox"/> Plastic <input type="checkbox"/> Glass <input type="checkbox"/> Paper <input type="checkbox"/> Other (Specify) _____	
<i>*Certification must be submitted</i>		If "Yes" No. per Unit Packaging wgt. Container	If "Yes" No. per Unit Packaging wgt. container		
3. Location of Net Contents Information <input checked="" type="checkbox"/> Label <input type="checkbox"/> Container		4. Size(s) Retail Container 1 pt, 1 qt, 1 gal, 15 gal, 120 gal, bulk		5. Location of Label Directions <input checked="" type="checkbox"/> On Label <input type="checkbox"/> On Labeling accompanying product	
6. Manner in Which Label is Affixed to Product <div style="display: flex; justify-content: space-between; align-items: flex-start;"> <div> <input type="checkbox"/> Lithograph <input type="checkbox"/> Paper glued <input type="checkbox"/> Stenciled </div> <div> <input checked="" type="checkbox"/> Other <u>Pressure Sensitive</u> </div> </div>					

Section - IV

1. Contact Point (Complete items directly below for identification of individual to be contacted, if necessary, to process this application.)		
Name Pat Dinnen	Title Label Group Leader	Telephone No. (Include Area Code) 333-332-2494
Certification I certify that the statements I have made on this form and all attachments thereto are true, accurate and complete. I acknowledge that any knowingly false or misleading statement may be punishable by fine or imprisonment or both under applicable law.		6. Date Application Received <div style="border: 1px solid black; width: 100px; height: 40px; margin: 5px auto; text-align: center; line-height: 40px;"> (Stamped) </div>
2. Signature 	3. Title Regulatory Specialist	
4. Typed Name Pat Dinnen	5. Date June 22, 2009	

Syngenta Crop Protection, Inc.
P.O. Box 18300
Greensboro, NC 27419-8300
www.syngenta.com



FedEx

June 22, 2009

Document Processing Desk (NOTIF)
Office of Pesticide Programs (7504P)
U.S. Environmental Protection Agency
Room S-4900, One Potomac Yard
2777 South Crystal Drive
Arlington, VA 22202-4501

Attention: Ms. Linda Arrington

**SUBJECT: WARRIOR II WITH ZEON TECHNOLOGY® INSECTICIDE
EPA REG. NO. 100-1295
NOTIFICATION OF LABEL CHANGE PER PR NOTICE 2007-4**

Syngenta Crop Protection, Inc. is submitting Notification for Warrior II with Zeon Technology Insecticide, EPA Reg. No. 100-1295. Syngenta is amending the Storage and Disposal section of the label by Notification according to the directions stated in PR Notice 2007-4.

Attached are:

- One copy of the label with the changes clearly marked
- One unmarked copy of the label
- A CD of the unmarked copy of the label for "Electronic Comparison and Review"
- Certificate with Respect to Label Integrity Form
- Completed EPA Form 8570-1


Thank you in advance for approving this Notification. If you have any questions, please contact me at 336-632-2494.

Sincerely,

A handwritten signature in cursive script that reads "Pat Dinnen".

Pat Dinnen
Label Group Leader
Regulatory Affairs

Enclosures



4/60

RESTRICTED USE PESTICIDE
DUE TO TOXICITY TO FISH AND AQUATIC ORGANISMS

FOR RETAIL SALE TO AND USE ONLY BY CERTIFIED APPLICATORS, OR PERSONS UNDER THEIR DIRECT SUPERVISION, AND ONLY FOR THOSE USES COVERED BY THE CERTIFIED APPLICATOR'S CERTIFICATION.

Warrior II with Zeon Technology®

Insecticide

Group	3	Insecticide
-------	---	-------------

Active Ingredient:	
Lambda-cyhalothrin ^{1,2}	22.8%
Other Ingredients:	77.2%
Total:	100.0%

Warrior II with Zeon Technology contains 2.08 lbs. of active ingredient per gal. and is a capsule suspension.

¹CAS No. 91465-08-6

²Synthetic pyrethroid

Contains petroleum distillate.

KEEP OUT OF REACH OF CHILDREN.

WARNING / AVISO

Si usted no entiende la etiqueta, busque a alguien para que se la explique a usted en detalle. (If you do not understand the label, find someone to explain it to you in detail.)

See additional precautionary statements and directions for use in booklet.

EPA Reg. No. 100-1295


EPA Est. No. XXXX

Product of XXXX

Formulated in the USA

SCP 1295A-M(9-23-08)

Net Contents



NOTIFICATION

JUL 17 2009

FIRST AID	
If swallowed	<ul style="list-style-type: none"> • Call a poison control center or doctor immediately for treatment advice. • Do not give any liquid to the person. • Do not induce vomiting unless told to do so by the poison control center or doctor. • Do not give anything by mouth to an unconscious person.
If in eyes	<ul style="list-style-type: none"> • Hold eye open and rinse slowly and gently with water for 15-20 minutes. • Remove contact lenses, if present, after the first 5 minutes, then continue rinsing eye. • Call a poison control center or doctor for treatment advice.
If on skin or clothing	<ul style="list-style-type: none"> • Take off contaminated clothing. • Rinse skin immediately with plenty of water for 15-20 minutes. • Call a poison control center or doctor for treatment advice.
If inhaled	<ul style="list-style-type: none"> • Move person to fresh air. • If person is not breathing, call 911 or an ambulance, then give artificial respiration, preferably by mouth-to-mouth, if possible. • Call a poison control center or doctor for further treatment advice.
NOTE TO PHYSICIAN	
Contains petroleum distillate – vomiting may cause aspiration pneumonia	
Have the product container or label with you when calling a poison control center or doctor or going for treatment.	
HOT LINE NUMBER	
For 24-Hour Medical Emergency Assistance (Human or Animal) Or Chemical Emergency Assistance (Spill, Leak, Fire or Accident) Call 1-800-888-8372	

PRECAUTIONARY STATEMENTS

Hazards to Humans and Domestic Animals

WARNING/AVISO

May be fatal if swallowed. Causes moderate eye irritation. Harmful if absorbed through skin. Avoid contact with eyes, skin or clothing. Prolonged or frequently repeated skin contact may cause allergic reaction in some individuals. Wash thoroughly with soap and water after handling and before eating, drinking, chewing gum or using tobacco. Remove and wash contaminated clothing before reuse.

Skin exposure may also result in a sensation described as a tingling, itching, burning, or prickly feeling. Onset may occur immediately to 4 hrs. after exposure and may last 2 – 30 hrs., without damage. Wash exposed areas once with soap and water. Relief from the skin sensation may be obtained by applying an oil-based cream.

Personal Protective Equipment (PPE)

Some materials that are chemical-resistant to this product are listed below. If you want more options, follow the instructions for Category G on an EPA chemical resistance category selection chart.

Applicators and other handlers must wear:

- Long-sleeved shirt and long pants
- Chemical-resistant gloves, Category G, such as barrier laminate or Viton® ≥ 14 mils
- Shoes plus socks
- Protective eyewear

Discard clothing and other absorbent materials that have been drenched or heavily contaminated with this product's concentrate. DO NOT reuse them. Follow manufacturer's instructions for cleaning/maintaining PPE. If no such instructions for washables, use detergent and hot water. Keep and wash PPE separately from other laundry.

When handlers use closed systems, enclosed cabs, or aircraft in a manner that meets the requirements listed in the Worker Protection Standard (WPS) for agricultural pesticides [40 CFR 170.240(d)(4-6)], the handler PPE requirements may be reduced or modified as specified in the WPS.

User Safety Recommendations

Users should:

- Wash hands before eating, drinking, chewing gum, using tobacco or using the toilet.
- Remove clothing immediately if pesticide gets inside. Then wash thoroughly and put on clean clothing.
- Remove PPE immediately after handling this product. Wash the outside of gloves before removing. As soon as possible, wash thoroughly and change into clean clothing.

Environmental Hazards

This pesticide is extremely toxic to fish and aquatic organisms and toxic to wildlife.

For terrestrial uses: do not apply directly to water or to areas where surface water is present or to intertidal areas below the mean high water mark. Do not apply when weather conditions favor drift from treated areas. Drift and runoff from treated areas

may be hazardous to aquatic organisms in neighboring areas. Do not contaminate water when disposing of equipment washwater.

This product is highly toxic to bees exposed to direct treatment or residues on blooming crops or weeds. Do not apply this product or allow it to drift to blooming crops or weeds if bees are visiting the treatment area.

CONDITIONS OF SALE AND LIMITATION OF WARRANTY AND LIABILITY

NOTICE: Read the entire Directions for Use and Conditions of Sale and Limitation of Warranty and Liability before buying or using this product. If the terms are not acceptable, return the product at once, unopened, and the purchase price will be refunded.

The Directions for Use of this product must be followed carefully. It is impossible to eliminate all risks inherently associated with the use of this product. Crop injury, ineffectiveness or other unintended consequences may result because of such factors as manner of use or application, weather or crop conditions, presence of other materials or other influencing factors in the use of the product, which are beyond the control of SYNGENTA CROP PROTECTION, Inc. or Seller. To the extent permitted by applicable law, Buyer and User agree to hold SYNGENTA and Seller harmless for any claims relating to such factors.

SYNGENTA warrants that this product conforms to the chemical description on the label and is reasonably fit for the purposes stated in the Directions for Use, subject to the inherent risks referred to above, when used in accordance with directions under normal use conditions. To the extent permitted by applicable law: (1) this warranty does not extend to the use of the product contrary to label instructions or under conditions not reasonably foreseeable to or beyond the control of Seller or SYNGENTA, and, (2) Buyer and User assume the risk of any such use. **TO THE EXTENT PERMITTED BY APPLICABLE LAW, SYNGENTA MAKES NO WARRANTIES OF MERCHANTABILITY OR OF FITNESS FOR A PARTICULAR PURPOSE NOR ANY OTHER EXPRESS OR IMPLIED WARRANTY EXCEPT AS WARRANTED BY THIS LABEL.**

To the extent permitted by applicable law, in no event shall SYNGENTA be liable for any incidental, consequential or special damages resulting from the use or handling of this product. **TO THE EXTENT PERMITTED BY APPLICABLE LAW, THE EXCLUSIVE REMEDY OF THE USER OR BUYER, AND THE EXCLUSIVE LIABILITY OF SYNGENTA AND SELLER FOR ANY AND ALL CLAIMS, LOSSES, INJURIES OR DAMAGES (INCLUDING CLAIMS BASED ON BREACH OF WARRANTY, CONTRACT, NEGLIGENCE, TORT, STRICT LIABILITY OR OTHERWISE) RESULTING FROM THE USE OR HANDLING OF THIS PRODUCT, SHALL BE THE RETURN OF THE PURCHASE PRICE OF THE PRODUCT OR, AT THE ELECTION OF SYNGENTA OR SELLER, THE REPLACEMENT OF THE PRODUCT.**

SYNGENTA and Seller offer this product, and Buyer and User accept it, subject to the foregoing Conditions of Sale and Limitation of Warranty and Liability, which may not be modified except by written agreement signed by a duly authorized representative of SYNGENTA.

DIRECTIONS FOR USE

RESTRICTED USE PESTICIDE

It is a violation of Federal law to use this product in a manner inconsistent with its labeling.

SHAKE WELL BEFORE USING.

Do not apply this product in a way that will contact workers or other persons, either directly or through drift. Only protected handlers may be in the area during application. For any requirements specific to your State or Tribe, consult the agency responsible for pesticide regulation.

This labeling must be in the possession of the user at the time of application.

AGRICULTURAL USE REQUIREMENTS

Use this product only in accordance with its labeling and with the Worker Protection Standard, 40 CFR part 170. This Standard contains requirements for the protection of agricultural workers on farms, forests, nurseries, and greenhouses, and handlers of agricultural pesticides. It contains requirements for training, decontamination, notification, and emergency assistance. It also contains specific instructions and exceptions pertaining to the statements on this label about personal protective equipment (PPE) and restricted-entry interval. The requirements in this box only apply to uses of this product that are covered by the Worker Protection Standard.

Do not enter or allow worker entry into treated areas during the restricted-entry interval (REI) of 24 hours.

PPE required for early entry to treated areas that is permitted under the Worker Protection Standard and that involves contact with anything that has been treated, such as plants, soil, or water is:

- Coveralls
- Chemical-resistant gloves, Category G, such as barrier laminate or Viton® ≥ 14 mils
- Shoes plus socks

FAILURE TO FOLLOW THE DIRECTIONS FOR USE AND PRECAUTIONS ON THIS LABEL MAY RESULT IN POOR INSECT CONTROL, CROP INJURY, OR ILLEGAL RESIDUES.

GENERAL DIRECTIONS FOR USE

Initial and residual control are contingent upon thorough crop coverage. Apply with ground or aerial equipment using sufficient water to obtain full coverage of foliage. Apply in a minimum of 2 gals. per acre by air or 10 gals. per acre by ground unless otherwise specified in this label. When foliage is dense or pest pressure is high (heavier insect or egg pressure, larger larval stages), use of higher application volumes and/or higher use rates may improve initial and residual control.

For cutworm control, Warrior II with Zeon Technology may be applied before, during, or after planting. For soil-incorporated applications, use higher rates for improved control.

RESISTANCE MANAGEMENT

Warrior II with Zeon Technology is a Group 3 Insecticide (contains the active ingredient lambda-cyhalothrin). Some insects are known to develop resistance to products used repeatedly for control. Because the development of resistance cannot be predicted, the use of this product should conform to resistance management strategies established for the use area. Consult your local or state agricultural authorities for details.

If resistance to this product develops in your area, this product, or other products with a similar mode of action, may not provide adequate control. If poor performance cannot be attributed to improper application or extreme weather conditions, a resistant strain of insect may be present. If you experience difficulty with control and resistance is a reasonable cause, immediately consult your local company representative or agricultural advisor for the best alternative method of control for your area.

SPRAY DRIFT PRECAUTIONS BUFFER ZONES

Vegetative Buffer Strip

Construct and maintain a minimum 10-foot-wide vegetative filter strip of grass or other permanent vegetation between the field edge and down gradient aquatic habitat (such as, but not limited to, lakes; reservoirs; rivers; permanent streams; marshes or natural ponds; estuaries; and commercial fish farm ponds).

Only apply products containing Warrior II with Zeon Technology onto fields where a maintained vegetative buffer strip of at least 10 feet exists between the field and down gradient aquatic habitat.

For guidance, refer to the following publication for information on constructing and maintaining effective buffers:

Conservation Buffers to Reduce Pesticide Losses. Natural Resources Conservation Services. USDA, NRCS. 2000. Fort Worth, Texas. 21 pp.

www.in.nrcs.usda.gov/technical/agronomy/newconbuf.pdf

In the State of New York, a 25 ft. vegetated, non-cropped buffer strip untraversed by drainage tiles must be maintained between a treated field and a coastal salt marsh or stream that drains into a coastal salt marsh, for both aerial or ground application. For aerial applications, the 25 ft. vegetated non-cropped buffer strip for runoff protection would be part of the larger 150 ft. buffer strip (or 450 ft. buffer strip for ULV application) required for spray drift.

Buffer Zone for Ground Application (groundboom, overhead chemigation, or airblast)

Do not apply within 25 feet of aquatic habitats (such as, but not limited to, lakes; reservoirs; rivers; permanent streams; marshes; natural ponds; estuaries; and commercial fish ponds).

Buffer Zone for ULV Aerial Application

Do not apply within 450 feet of aquatic habitats (such as, but not limited to, lakes; reservoirs; rivers; permanent streams; marshes; natural ponds; estuaries; and commercial fish ponds).

Buffer Zone for Non-ULV Aerial Application

Do not apply within 150 feet of aquatic habitats (such as, but not limited to, lakes; reservoirs; rivers; permanent streams; marshes; natural ponds; estuaries; and commercial fish ponds).

SPRAY DRIFT REQUIREMENTS

Wind Direction and Speed

Only apply this product if the wind direction favors on-target deposition.

Do not apply when the wind velocity exceeds 15 mph.

Temperature Inversion

Do not make aerial or ground applications into temperature inversions.

Inversions are characterized by stable air and increasing temperatures with height above the ground. Mist or fog may indicate the presence of an inversion in humid areas. The applicator may detect the presence of an inversion by producing smoke and observing a smoke layer near the ground surface.

Droplet Size

Use only medium or coarser spray nozzles (for ground and non-ULV aerial application) according to ASAE (S572) definition for standard nozzles. In conditions of low humidity and high temperatures, applicators should use a coarser droplet size.

Additional Requirements for Ground Applications

Wind speed must be measured adjacent to the application site on the upwind side, immediately prior to application.

For ground boom applications, apply using a nozzle height of no more than 4 feet above the ground or crop canopy.

For airblast applications, turn off outward pointing nozzles at row ends and when spraying the outer two rows. To minimize spray loss over the top in orchard applications, spray must be directed into the canopy.

Additional Requirements for Aerial Applications

The spray boom should be mounted on the aircraft as to minimize drift caused by wingtip or rotor vortices. The minimum practical boom length should be used and must not exceed 75% of the wing span or 80% rotor diameter.

Flight speed and nozzle orientation must be considered in determining droplet size.

Spray must be released at the lowest height consistent with pest control and flight safety. Do not release spray at a height greater than 10 feet above the crop canopy unless a greater height is required for aircraft safety.

When applications are made with a cross-wind, the swath will be displaced downward. The applicator must compensate for this displacement at the downwind edge of the application area by adjusting the path of the aircraft upwind.

TANK MIX APPLICATION

When tank mixing with any other agricultural products, **always add Warrior II with Zeon Technology last**. Fill the tank with $\frac{1}{2}$ - $\frac{2}{3}$ volume of the mixing diluent. Make sure all other products are fully dispersed in the mixing diluent before adding the recommended rate of Warrior II with Zeon Technology to the tank. Add the remainder of the mixing diluent volume. It is recommended that mixing and spray equipment have continuous agitation for best results. Follow the precautions and limitations of the most restricted product in the tank mixture.

While Warrior II with Zeon Technology has good flexibility for tank mixing with other agricultural products, a jar test for physical compatibility is recommended for untried mixtures, using proper ratios and mixing sequences of all ingredients to be included in the mixture.

Warrior II with Zeon Technology is an aqueous based formulation. It is recommended that no type of non-emulsifiable oils be used in combination with Warrior II with Zeon Technology. If adjuvants are used, use only:

- Nonionic Surfactant (NIS) containing at least 75% surface agent, or
- Nonphytotoxic Crop Oil Concentrate (COC), including once-refined Vegetable Oil Concentrate (VOC), or,
- Methylated Sunflower Oils (MSO) containing a minimum of 17% emulsifier.

Adjuvants other than NIS or COC may be used providing the product meets the following criteria:

1. Contains only EPA exempt ingredients.
2. Is nonphytotoxic to the target crop.
3. Is compatible in mixture. (May be established through a jar test.)
4. Is supported locally for use with Warrior II with Zeon Technology on the target crop through proven field trials and through university and extension recommendations.

In addition, the following may be used as diluents:

- Crop Oil Concentrate
- Methylated Sunflower Oils
- Urea-Ammonium Nitrate

It is recommended that the following not be used in combination with Warrior II with Zeon Technology as diluents or adjuvants:

- Nonemulsifiable oils,
- Diesel Fuel
- Straight Mineral Oil

CHEMIGATION

Sprinkler Irrigation Application

Apply Warrior II with Zeon Technology at rates and timing described elsewhere in this label. As local recommendations differ, consult your local State Extension Service or other local experts for recommendations on adjuvant or diluent types, (see **TANK MIX APPLICATION**) rates and mixing instructions. These recommendations should be proven, through university and extension field trials, to be effective with Warrior II with Zeon Technology applied by chemigation.

Check the irrigation system to insure uniform application of water to all areas. Thorough coverage of foliage is required for good control. Good agitation in the pesticide supply tank should be maintained prior to and during the entire application period.

Apply by injecting the recommended rate of Warrior II with Zeon Technology into the irrigation system using a metering device that will introduce a constant flow and by distributing the product to the target area in 0.1-0.2 acre-inch of water. In general, use the least amount of water required for proper distribution and coverage. It is recommended that the product be injected into the main irrigation line ahead of a right angle turn in the line to insure adequate dispersion or mixing in the irrigation water. Once the application is completed, flush the entire irrigation and injection system with clean water before stopping the system.

In addition to the above recommendations, if application is being made during a normal irrigation set of a stationary sprinkler, the recommended rate of Warrior II with Zeon Technology for the area covered should be injected into the system only during the end of the irrigation set for sufficient time to provide adequate coverage and product distribution.

It is not recommended that Warrior II with Zeon Technology be applied through an irrigation system connected to a public water system. Public water system means a system for the provision to the public of piped water for human consumption, if such system has at least 15 service connections or regularly serves an average of at least 25 individuals daily at least 60 days out of the year.

Use Precautions - Sprinkler Irrigation Applications

- A. Apply this product only through sprinkler irrigation systems including center pivot, lateral move, end tow, side (wheel) roll, traveler, big gun, solid set, or hand move. Do not apply this product through any other type of irrigation system.
- B. Crop injury, lack of effectiveness, or illegal pesticide residues in the crop can result from non-uniform distribution of treated water.

- C. If you have any questions about calibration, you should contact State Extension Service Specialists, equipment manufacturers, or other experts.
- D. Do not connect an irrigation system (including greenhouse systems) used for pesticide application to a public water system, unless the pesticide label prescribed safety devices for public water systems are in place.
- E. A person knowledgeable of the chemigation system and responsible for its operation or under the supervision of the responsible person, shall shut the system down and make necessary adjustments should the need arise.
- F. The system must contain a functional check-valve, vacuum relief valve, and low pressure drain appropriately located on the irrigation pipeline to prevent water source contamination from back-flow.
- G. The pesticide injection pipeline must contain a functional, automatic, quick-closing check-valve to prevent the flow of fluid back toward the injection pump.
- H. The pesticide injection pipeline must also contain a functional, normally closed, solenoid-operated valve located on the intake side of the injection pump and connected to the system interlock to prevent fluid from being withdrawn from the supply tank when the irrigation system is either automatically or manually shut down.
- I. The system must contain functional interlocking controls to automatically shut off the pesticide injection pump when the water pump motor stops.
- J. The irrigation line or water pump must include a functional pressure switch which will stop the water pump motor when the water pressure decreases to the point where pesticide distribution is adversely affected.
- K. Systems must use a metering pump, such as a positive displacement injection pump (e.g., diaphragm pump), effectively designed and constructed of materials that are compatible with pesticides and are capable of being fitted with a system interlock.
- L. Any alternatives to the above required safety devices must conform to the list of EPA-approved alternative devices.
- M. Do not apply when wind speed favors drift beyond the area intended for treatment or non-uniform distribution of treated water.
- N. Do not apply through chemigation systems connected to public water systems.

SPECIFIC USE DIRECTIONS**AGRICULTURAL USES**

Crop	Target Pests	Rate	
		lb. a.i./A	fl. oz./A
ALFALFA AND ALFALFA GROWN FOR SEED			
	Alfalfa Caterpillar Army Cutworm Cutworm species Green Cloverworm Leafhopper species Looper species Threecornered Alfalfa Hopper Velvetbean Caterpillar Webworm species	0.015 – 0.025	0.96 – 1.60
	Alfalfa Seed Chalcid (Adult) Alfalfa Weevil Armyworm Bean Leaf Beetle (Adult) Blister Beetle species Blue Alfalfa Aphid Clover Leaf Weevil species Clover Root Borer (Adult) Clover Root Curculio species (Adult) Clover Stem Borer (Adult) Corn Earworm Cowpea Aphid Cowpea Curculio (Adult) Cowpea Weevil (Adult) Cucumber Beetle species (Adult) Egyptian Alfalfa Weevil Fall Armyworm ¹ Grape Colaspis (Adult) Grasshopper species Green June Beetle (Adult) Green Peach Aphid ³ Japanese Beetle (Adult) Meadow Spittlebug Mexican Bean Beetle Pea Aphid Pea Weevil (Adult) Plant Bug species including Lygus species ³ Spotted Alfalfa Aphid Stink Bug species Sweet Clover Weevil (Adult) Thrips species ⁴ Western Yellowstriped Armyworm Whitefringed Beetle species (Adult) Yellowstriped Armyworm	0.02 – 0.03	1.28 – 1.92
	Beet Armyworm ^{1,3} Blotch Leafminer ³ Spider Mites ²	0.03	1.92

Remarks

- Apply as required by scouting. Timing and frequency of applications should be based upon insect populations reaching locally determined economic thresholds.
- Apply with ground or air equipment using sufficient water to obtain full coverage of foliage. Apply in a minimum of 2 gals. per acre by air or 10 gals. per acre by ground. When foliage is dense and/or pest populations are high 5–10 gals. per acre by air or 20 gals. per acre by ground and higher use rates are recommended. Use higher rates for increased residual control.
- Avoid application when bees are actively foraging by applying during the early morning or during the evening hours. Be aware of bee hazard resulting from a cool evening and/or morning dew. It may be advisable to remove bee shelters during and for 2–3 days following application. Avoid direct application to bee shelters.
- **Do not** apply more than 0.03 lb. a.i. (1.92 fl. oz. or 0.12 pts. of product) per acre per cutting.
- **Do not** apply more than 0.12 lb. a.i. (7.68 fl. oz. or 0.48 pts. of product) per acre per season.
- **Do not** apply within 1 day of harvest for forage or within 7 days of harvest for hay.

¹ Use higher rates for large larvae.

² Suppression only.

³ **See Resistance** statement under **General Directions for Use**.

⁴ Does not include Western Flower Thrips.

Crop	Target Pests	Rate	
		lb. a.i./A	fl. oz./A
CANOLA			
	Armyworm species Cabbage Seedpod Weevil Cutworm species Diamondback Moth Flea Beetle Grasshoppers Looper species Lygus Bug	0.015 – 0.03	0.96 – 1.92
	Cabbage Aphid	0.03	1.92

Remarks

- Apply as required by scouting, usually at intervals of 5 or more days. Timing and frequency of applications should be based upon insect populations reaching locally determined economic threshold.
- Apply with ground or air equipment using sufficient water to obtain full coverage of foliage. When applying by air, apply a minimum of 2 gals. of water per acre.
- **Do not** apply within 7 days of harvest.
- **Do not** apply more than 0.09 lb. a.i. (5.76 fl. oz. or 0.36 pts. of product) per acre per year.

Crop	Target Pest	Rate	
		lb. a.i./A	fl.oz./A
CEREAL GRAINS			
Corn (at Plant): Field Corn Popcorn Seed Corn Sweet Corn	Corn Rootworm Larvae: Mexican Northern Southern Western Cutworm species Lesser Cornstalk Borer Red Imported Fire Ant ¹ Seedcorn Beetle Seedcorn Maggot White Grub species Wireworm species	0.005 lbs. a.i. per 1000 ft .of row ²	0.33 fl. oz. per 1000 ft. of row ²

Remarks

- **Banded Applications** – Apply at planting as a 5–7 inch T–band sprayed across the open seed furrow between the furrow openers and the press wheels or as a band application behind the press wheel.
- **In–Furrow Applications** – Apply into the seed furrow through spray nozzles or microtubes, behind the planter furrow openers and in front of the press wheel.
- Apply a minimum of 3 gals. finished spray per acre.
- **Do not** harvest or graze livestock or cut treated crops for feed within 21 days of at plant application.
- **Do not** apply more than 0.09 lb. a.i. (5.76 fl. oz. or 0.36 pts. of product) per acre per crop at plant.
- For field corn, popcorn, and seed corn **do not** apply more than 0.12 lb. a.i. (7.68 fl. oz. or 0.48 pts. of product) per acre per crop from at plant and foliar applications. For sweet corn **do not** apply more than 0.48 lb. a.i. (30.72 fl. oz. or 1.92 pts. of product) per acre per crop from at plant and foliar applications.

¹Suppression only.

² Lbs. a.i. and fl. oz./A of Warrior II with Zeon Technology Applied at 0.33 fl. oz./1000 ft. of Row for Various Row Spacings						
Row Spacing	40"	38"	36"	34"	32"	30"
Linear Ft./A	13,068	13,756	14,520	15,374	16,335	17,424
Lb. a.i./A	0.067	0.07	0.075	0.079	0.084	0.09
Fl. oz./A	4.3	4.55	4.8	5.05	5.4	5.75

Crop	Target Pests	Rate	
		lb. a.i./A	fl. oz./A
CEREAL GRAINS			
Corn (Foliar) Field Corn Popcorn Seed Corn	Corn Earworm ¹ Cutworm species Green Cloverworm Meadow Spittlebug Western Bean Cutworm ¹	0.015 – 0.025	0.96 – 1.60
	Armyworm ² Bean Leaf Beetle Bird Cherry-Oat Aphid ³ Cereal Leaf Beetle Corn Leaf Aphid ³ Corn Rootworm Beetle (Adult): Mexican Northern Southern Western English Grain Aphid ³ European Corn Borer ¹ Fall Armyworm ² Flea Beetle species Grasshopper species Hop Vine Borer ¹ Japanese Beetle (Adult) Lesser Cornstalk Borer Sap Beetle (Adult) Seedcorn Beetle Southwestern Corn Borer ¹ Stalk Borer ¹ Stink Bug species Tobacco Budworm ^{1,4} Webworm species Yellowstriped Armyworm ²	0.02 – 0.03	1.28 – 1.92
	Beet Armyworm ⁴ Chinch Bug Greenbug ^{3,4} Mexican Rice Borer ¹ Rice Stalk Borer ¹ Southern Corn Leaf Beetle ³ Sugarcane Borer ¹	0.03	1.92

Remarks

- Apply as required by scouting, or locally prescribed corn growth stages, usually at intervals of 7 or more days. Timing and frequency of applications should be based upon insect populations reaching locally determined economic thresholds or other locally recommended methods.
- Apply with ground or air equipment using sufficient water and application methods to obtain full coverage of target location. When applying by air, apply in a minimum of 2 gals. of water per acre.
- For chinch bug control, begin applications when bugs migrate from small grains or grass weeds to small corn. Direct spray to the base of corn plants. Repeat applications at 3-5-day intervals if needed. Warrior II with Zeon

Technology may only suppress heavy infestations and/or subsequent migrations.

- For control of adult corn rootworm beetles (*Diabrotica* species) as part of an aerial applied corn rootworm control program use a minimum of 0.03 lb. a.i. (1.92 fl. oz. of product) per acre.
- **Do not** apply within 21 days of harvest.
- **Do not** allow livestock to graze in treated areas or harvest treated corn forage as feed for meat or dairy animals within 1 day after last treatment. **Do not** feed treated corn fodder or silage to meat or dairy animals within 21 days after last treatment.
- **Do not** apply more than 0.12 lb. a.i. (7.68 fl. oz. or 0.48 pts. of product) per acre per crop from at plant and foliar applications.
- **Do not** apply more than 0.06 lb. a.i. (3.84 fl. oz. or 0.24 pts. of product) per acre after silk initiation. **Do not** apply more than 0.03 lb. a.i. (1.92 fl. oz. or 0.12 pts. of product) per acre after corn has reached the milk stage (yellow kernels with milky fluid).

¹For control before the larva bores into the plant stalk or ear.

²Use higher rates for large larvae.

³Suppression only.

⁴See **Resistance** statement under **General Directions for Use**.

		Rate	
Crop	Target Pests	lb. a.i./A	fl. oz./A
CEREAL GRAINS			
Sweet Corn (Foliar)	Aphid species ^{2,3} Armyworm ¹ Aster Leafhopper Beet Armyworm ^{1,3} Chinch Bug Common Cornstalk Borer Corn Earworm Corn Rootworm Beetle (Adult): Mexican Northern Southern Western Cutworm species European Corn Borer Fall Armyworm ¹ Flea Beetle species Grasshopper species Japanese Beetle (Adult) Sap Beetle (Adult) Southern Armyworm ¹ Southwestern Corn Borer Spider Mite species ² Stink Bug species Tarnished Plant Bug Webworm species Western Bean Cutworm Yellowstriped Armyworm ¹	0.02 – 0.03	1.28 – 1.92
	Corn Silkfly (Adult) ²	0.03	1.92

Remarks

- Apply as required by scouting, or locally prescribed corn growth stages, usually at intervals of 4 or more days. Timing and frequency of applications should be based upon insect populations reaching locally determined economic thresholds or other locally recommended methods and should be targeted for control before insects enter the stalk or ear.
- Apply with ground or air equipment using sufficient water and application methods to obtain full coverage of foliage and ears (if present). When applying by air, apply in a minimum of 2 gals. of water per acre.
- For control of adult corn rootworm beetles (*Diabrotica* species) as part of an aerial applied corn rootworm control program use a minimum of 0.025 lb. a.i. (1.60 fl. oz. of product) per acre.
- **Do not** apply within 1 day of harvest.
- **Do not** allow livestock to graze in treated areas or harvest treated corn forage as feed for meat or dairy animals within 1 day after last treatment. **Do not** feed treated corn fodder or silage to meat or dairy animals within 21 days after last treatment.
- **Do not** apply more than 0.48 lb. a.i. (30.72 fl. oz. or 1.92 pts. of product) per acre per crop from at plant and foliar applications.

¹Use higher rates for large larvae.²Suppression only.³See **Resistance** statement under **General Directions for Use**.

Crop	Target Pests	Rate	
		lb. a.i./A	fl. oz./A
CEREAL GRAINS			
Rice Wild Rice	Bird Cherry-Oat Aphid Chinch Bug Fall Armyworm Grasshopper species Greenbug Leafhopper species Rice Stink Bug Rice Water Weevil (adult) Riceworm Sharpshooter species True Armyworm Yellow Sugarcane Aphid Yellowstriped Armyworm	0.025 - 0.04	1.6 - 2.56
	European Corn Borer ¹ Mexican Rice Borer ¹ Rice Seed Midge ¹ Rice Stalk Borer ¹ Sugarcane Borer ¹	0.03 – 0.04	1.92 – 2.56

Remarks:

- Apply as required by scouting. Timing and frequency of application should be based upon insect populations reaching locally determined economic thresholds. Determine the need for repeat applications, usually at intervals of 5 - 7 days, by scouting.
- Warrior II with Zeon Technology can be safely used when propanil products are being used for weed control.
- Apply by air or by ground equipment using sufficient water to obtain full coverage of foliage. When applying by air, apply in a minimum of 2 gals. of water (or total carrier volume) per acre, but ensure sufficient volume is used to provide adequate coverage. In addition, adding an emulsified crop oil (e.g., 1 pt. per acre) when lower aerial application volumes are used is recommended to help improve coverage, reduce evaporation and improve efficacy.
- For control of rice water weevil in dry-seeded rice, make a foliar application as indicated by scouting for the presence of adults and/or feeding scars, usually within a time-frame of 0-5 days after permanent flood establishment. Do not exceed 10 days from starting permanent flood until insecticide application unless scouting indicates weevils have not been previously present. Adults may also be treated at later stages of rice development to reduce overwintering populations.
- For control of rice water weevil in water-seeded rice, make the first foliar application after pinpoint flood as indicated by scouting for the presence of adults and/or feeding scars, usually when rice has emerged 0.5 inch above the waterline. Under conditions of prolonged migration into the field, start field scouting for rice water weevil adults and/or feeding scars 3-5 days after the initial treatment and, if needed, apply a second application within 7-10 days of the first application. Adults may also be treated at later stages of rice development to reduce overwintering populations.
- California: In addition to above directions for control of rice water weevil in water seeded rice, Warrior II with Zeon Technology may be applied at the 1-3 leaf growth stage, with the majority at the 2 leaf growth stage. Adults are vulnerable on levees and in the water. Larvae are vulnerable while feeding on the leaf prior to entering the soil. Monitor for adults, based upon field history and density of population. Monitor field edges and levee areas for adults. Treat in the following manner: a) spray the inside perimeter of the field, or b) spray the entire field.
- Greenbug is known to have many biotypes. Warrior II with Zeon Technology may only provide suppression. If satisfactory control is not achieved with the first application of Warrior II with Zeon Technology, a resistant biotype may be present. Use alternate chemistry for control.
- For control of stem borers, scout fields, when rice growth is near panicle differentiation, for early symptoms of damaging populations exhibited as discoloration (orange-tan) around the junction of the leaf sheath and leaf blade which is caused by feeding of young larvae within the sheath. Applications must be made before larvae bore into rice stems. Make the first application at panicle differentiation to 2 inch panicle for partial control. Make

the second application at boot to heading for maximum control. All rice varieties are susceptible to stem borer damage, but Cocodrie and Priscilla are particularly susceptible.

- Mixers/loaders supporting aerial applications to wild rice at a rate of 0.04 lb. ai. per acre, and treating 1200 acres (or more) per day must wear dust-mist respirator.
- **Do not** release flood water within 7 days of an application.
- **Do not** apply more than 0.12 lb. a.i. (7.68 fl. oz. or 0.48 pt. of product) per acre per season.
- **Do not** apply more than 0.04 lb. a.i. (2.56 fl. oz. or 0.16 pt. of product) per acre within 21 to 27 days of harvest.
- **Do not** apply within 21 days of harvest.
- **Do not** use treated rice fields for the aquaculture of edible fish and crustacea.
- **Do not** apply as an ultra-low volume (ULV) spray.

¹For control before the larvae bores into the plant stalk.

Crop	Target Pests	Rate	
		lb. a.i./A	fl. oz./A
CEREAL GRAINS			
Sorghum (Grain)	Cutworm species Sorghum Midge	0.015 – 0.02	0.96 – 1.28
	Armyworm Beet Armyworm ³ Corn Earworm European Corn Borer ² Fall Armyworm ¹ Flea Beetle species Grasshopper species Lesser Cornstalk Borer ² Southwestern Corn Borer ² Stink Bug species Webworm species Yellowstriped Armyworm ¹	0.02 – 0.03	1.28 – 1.92
	Chinch Bug Mexican Rice Borer ² Rice Stalk Borer ² Sugarcane Borer ²	0.03	1.92

Remarks:

- Apply as required by scouting, usually at intervals of 5 or more days. Timing and frequency of applications should be based upon insect populations reaching locally determined economic thresholds.
- Apply with ground or aerial equipment using sufficient water and application methods to obtain full coverage of target location. When applying by air, apply in a minimum of 2 gals. of water per acre.
- For sorghum midge control, begin applications when 25% of the sorghum heads have emerged and are in tip bloom. Repeat applications at 5-day intervals if needed.
- For chinch bug control, begin applications when bugs migrate from small grains or grass weeds to small sorghum. Direct spray to the base of sorghum plants. Repeat applications at 3 - 5-day intervals if needed. Warrior II with Zeon Technology may only suppress heavy infestations and/or subsequent migrations.
- **Do not** apply more than 0.08 lb. a.i. (5.12 fl. oz. or 0.32 pt. of product) per acre per season.
- **Do not** apply more than 0.06 lb. a.i. (3.84 fl. oz. or 0.24 pt. of product) per acre per season after crop emergence.
- **Do not** apply more than 0.02 lb. a.i. (1.28 fl. oz. or 0.08 pt. of product) per acre per season once crop is in soft-dough stage.
- **Do not** apply within 30 days of harvest.

¹Use higher rates for large larvae.

²For control before the larva bores into the plant stalk.

³See **Resistance** statement under **General Directions for Use**.

Crop	Target Pests	Rate	
CEREAL GRAINS		lb. a.i./A	fl. oz./A
Barley Buckwheat Oats Rye Triticale Wheat Wheat Hay	Army Cutworm Cutworm species	0.015 – 0.025	0.96 – 1.60
	Armyworm Bird Cherry-Oat Aphid ¹ Cereal Leaf Beetle English Grain Aphid ¹ Fall Armyworm Flea Beetle species Grasshopper species Hessian Fly ⁴ Orange Blossom Wheat Midge Russian Wheat Aphid ¹ Stink Bug species Yellowstriped Armyworm	0.02 – 0.03	1.28 – 1.92
	Grass Sawfly	0.025 – 0.03	1.60 – 1.92
	Chinch Bug Corn Leaf Aphid ² Greenbug ^{1,3} Mite species ²	0.03	1.92

Remarks

- Apply as required by scouting, usually at intervals of 5 or more days. Timing and frequency of applications should be based upon insect populations reaching locally determined economic thresholds.
- Apply with ground or air equipment using sufficient water and application methods to obtain full coverage of foliage. When applying by air, apply in a minimum of 2 gals. of water per acre.
- For chinch bug control, repeat applications at 3-5-day intervals if needed. Warrior II with Zeon Technology may only suppress heavy infestations and/or migrations.
- Greenbug is known to have many biotypes. Warrior II with Zeon Technology may provide suppression only. In this situation, a second application using an alternative chemistry may be needed.
- **Do not** apply within 30 days of harvest.
- **Do not** allow livestock to graze in treated areas or harvest treated wheat forage as feed for meat or dairy animals within 7 days after treatment. **Do not** feed treated straw to meat or dairy animals within 30 days after the last treatment.
- **Do not** apply more than 0.06 lb. a.i. (3.84 fl. oz. or 0.24 pts. of product) per acre per season.

¹Best control is obtained before insects begin to roll leaves. Once crop has started to boot, Warrior II with Zeon Technology may provide suppression only. Higher rates and increased coverage will be necessary.

²Suppression only.

³See **Resistance** statement under **General Directions for Use**.

⁴Make applications when adults emerge.

Crop	Target Pests	Rate	
		lb. a.i./A	fl. oz./A
COLE CROPS(HEAD AND STEM BRASSICA)			
Broccoli Brussels Sprouts Cabbage Cavalo Broccolo Cauliflower Chinese Broccoli (gai lon) Chinese Cabbage (napa) Chinese Mustard Cabbage (gai choy) Kohlrabi	Alfalfa Looper Cabbage Looper Cabbage Webworm Cutworm species Imported Cabbageworm Southern Cabbageworm	0.015 – 0.025	0.96 – 1.60
	Aphid species ^{2,3} Armyworm Beet Armyworm ^{1,3} Corn Earworm Diamondback Moth ³ Fall Armyworm ¹ Flea Beetle species Grasshopper species Japanese Beetle (Adult) Leafhopper species Meadow Spittlebug Plant Bug species including Lygus species ³ Spider Mite species ² Stink Bug species Thrips species ² Vegetable Weevil (Adult) Whitefly species ^{2,3} Yellowstriped Armyworm	0.02 – 0.03	1.28 – 1.92

Remarks

- Apply as required by scouting, usually at intervals of 5 or more days. Timing and frequency of applications should be based upon insect populations reaching locally determined economic thresholds.
- Apply with ground or air equipment using sufficient water to obtain full coverage of foliage. When applying by air, apply in a minimum of 2 gals. of water per acre.
- **Do not** apply within 1 day of harvest.
- **Do not** apply more than 0.24 lb. a.i. (15.36 fl. oz. or 0.96 pts. of product) per acre per season.

¹For control of first and second instar only.²Suppression only.³See **Resistance** statement under **General Directions for Use**.

Crop	Target Pests	Rate	
		lb. a.i./A	fl. oz./A
COTTON			
	Cutworm species Soybean Thrips Tobacco Thrips	0.015 – 0.02	0.96 – 1.28
	Cabbage Looper Cotton Fleahopper Cotton Leafperforator Cotton Leafworm Lygus Bug species ³ Pink Bollworm Saltmarsh Caterpillar	0.02 – 0.03	1.28 – 1.92
	Bandedwing Whitefly ^{2,3} Beet Armyworm ^{1,3} Boll Weevil Brown Stink Bug Cotton Aphid ^{2,3} Cotton Bollworm European Corn Borer Fall Armyworm Green Stink Bug Southern Green Stink Bug Sweet Potato Whitefly ^{2,3} Tobacco Budworm ³ Twospotted Spider Mite ²	0.025 – 0.04	1.60 – 2.56

Remarks:

- Apply as required by scouting, usually at intervals of 5 - 7 days. Timing and frequency of applications should be based upon insect populations reaching locally determined economic thresholds.
- Apply with ground or aerial equipment using sufficient water to obtain full coverage of foliage.
- Applications may also be made with equipment adapted and calibrated for ULV sprays. Warrior II with Zeon Technology may be mixed with once-refined vegetable oil and applied in a minimum of at least one qt. of finished spray per acre.
- Under light bollworm/budworm infestation levels, 0.02 lb. a.i. (1.28 fl. oz. of product) per acre may be applied in conjunction with intense field monitoring.
- For boll weevil control, spray on a 3-5 day schedule.
- When applied according to label directions for control of cotton bollworm and tobacco budworm, Warrior II with Zeon Technology also provides ovicidal control of unhatched *Heliothine* species eggs.
- **Do not** apply within 21 days of harvest.
- **Do not** graze livestock in treated areas.
- **Do not** apply more than 0.2 lb. a.i. (12.8 fl. oz. or 0.8 pt. of product) per acre per season.
- **Do not** make more than a total of 10 synthetic pyrethroid applications (of one product or combination of products) to a cotton crop in one growing season.

¹For control of the first and second instar only.²Suppression only.³See **Resistance** statement under **General Directions for Use**.

29/60

Crop	Target Pests	Rate	
		lb. a.i./A	fl. oz./A
CUCURBIT VEGETABLES			
Chayote (fruit) Chinese Waxgourd (Chinese preserving melon) Citron Melon Cucumber Gherkin Gourd (edible) <i>Lagenaria</i> species – includes: hyotan, cucuzza <i>Luffa acutangula</i> , <i>L. cylindrical</i> - includes: hechima, Chinese okra <i>Momordica</i> species – includes: balsam apple, balsam pear, bitter melon, Chinese cucumber Muskmelon (hybrids and/or cultivars of <i>Cucumis melo</i>) – includes: true cantaloupe, cantaloupe, casaba, crenshaw melon, golden pershaw melon, honeydew melon, honey balls, mango melon, Persian melon, pineapple melon, Santa Claus melon, snake melon Pumpkin Squash, summer (<i>Cucurbita pepo</i> var. <i>melo</i> pepo) – includes: crookneck squash, scallop squash, straightneck squash, vegetable marrow, zucchini Squash, winter (<i>Cucurbita maxima</i> ; <i>C. moschata</i>) – includes butternut squash, calabaza, hubbard squash (<i>C. mixta</i> ; <i>C. pepo</i>) - includes: acorn squash, spaghetti squash Watermelon – includes: hybrids and/or varieties of <i>Citrullus lanatus</i>	Armyworm species ¹ Blister Beetle species Cabbage Looper Corn Earworm Cricket species Cucumber Beetle species (adults) Cutworm species Flea Beetle species Grasshopper species June Beetle species Leaffooted Bug Leafhopper species Lygus Bug species ¹ Melonworm Pickleworm Plant Bug species Rindworm species complex Saltmarsh Caterpillar Squash Beetle Squash Bug species Squash Vine Borer species Stink Bug species Thrips species ^{1,2} Tobacco Budworm ¹ Webworm species	0.02-0.03	1.28-1.92
	Aphid species ¹ Leafminer species ^{1,3} Whitefly species ^{1,3} Spider Mite species ³	0.03	1.92

Remarks:

- Apply as required by scouting, usually at intervals of 5 or more days. Timing and frequency of applications should be based upon insect populations reaching locally determined economic thresholds.
- Apply with ground or air equipment using sufficient water and application methods to obtain full coverage of all plant parts. When applying by air, apply in a minimum of 2 gal. total solution per acre. When applying by ground, a minimum of 10 gal. total solution per acre is recommended.
- Use higher application volumes and/or rates when foliage is dense, pest populations are high, larvae are large, weather conditions are adverse and/or as plant size increases. Use higher rates for longer residual.
- Insects that bore or tunnel into leaves, vines, stems or fruit must be controlled before penetration. Only exposed insects (larvae and/or adults) can be controlled with foliar applications of Warrior II with Zeon Technology.
- **Do not** apply more than 0.18 lb. a.i. (11.5 fl. oz. or 0.72 pts. of product) per acre per season. **Do not** apply within 1 day of harvest.

¹See Resistance statement under General Directions for Use.

²Does not include Western Flower Thrips

³Suppression only.

Crop	Target Pests	Rate	
		lb. a.i./A	fl. oz./A
FRUITING VEGETABLES			
Eggplant Ground cherry Pepino Peppers (bell and nonbell) Tomatillo Tomato	Cabbage Looper Cutworm species Hornworm species	0.015 – 0.025	0.96 – 1.60
	Aphid species ^{2,3} Beet Armyworm ^{1,3} Blister Beetle species Colorado Potato Beetle ³ Cucumber Beetle species (Adult) European Corn Borer ⁴ Fall Armyworm ¹ Flea Beetle species Grasshopper species Japanese Beetle (Adult) Leafhopper species Leafminer species ² Meadow Spittlebug Pepper Weevil (Adult) ² Plant Bug species Southern Armyworm ¹ Spider Mite species ² Stalk Borer ⁴ Stink Bug species Thrips ⁵ Tobacco Budworm ³ Tomato Fruitworm Tomato Pinworm Tomato Psyllid ^{2,3} Vegetable Weevil (Adult) Whitefly species ^{2,3} Yellowstriped Armyworm ¹	0.02 – 0.03	1.28 – 1.92

Remarks

- Apply as required by scouting, usually at intervals of 5 or more days. Timing and frequency of applications should be based upon insect populations reaching locally determined economic thresholds.
- Apply with ground or air equipment using sufficient water to obtain full coverage of foliage. When applying by air, apply in a minimum of 2 gals. of water per acre.
- **Do not** apply within 5 days of harvest.
- **Do not** apply more than 0.36 lb. a.i. (23.04 fl. oz. or 1.44 pts. of product) per acre per season.

¹For control of first and second instar only.

²Suppression only.

³See **Resistance** statement under **General Directions for Use**.

⁴For control before the larva bores into the plant stalk or fruit.

⁵Does not include Western Flower Thrips.

Crop	Target Pests	Rate	
		lb. a.i./A	fl. oz./A
GRASS FORAGE, FODDER AND HAY			
Pasture and Rangeland Grass, Grass Grown for Hay or Silage and Grass Grown for Seed	Army Cutworm Cutworm species Essex Skipper Range Caterpillar Striped Grass Looper	0.015-0.025	0.96-1.6
	Beet Armyworm Billbug species ³ Bird Cherry-Oat Aphid ¹ Black Grass Bug Black Turfgrass Beetle (adult) Blue Stem Midge Cereal Leaf Beetle Chinch Bug Crane Fly species Cricket species English Grain Aphid ¹ Fall Armyworm Flea Beetle species Grass Mealybug Grass Sawfly (adult) Grasshopper species Green June Beetle (adult) Greenbug ^{1, 2} Japanese Beetle (adult) Katydid species Leafhopper species Mite species ³ Russian Wheat Aphid ¹ Southern Armyworm Spittlebug species Stink Bug species Sugarcane Aphid Thrips species Tick species True Armyworm Webworm species Yellowstriped Armyworm	0.02-0.03	1.28-1.92

Remarks:

- Apply as required by scouting. Timing and frequency of applications should be based upon insect populations reaching locally determined economic thresholds.
- Apply with ground or air equipment using sufficient water and application methods to obtain full coverage of foliage. When applying by air, apply in a minimum of 2 gal. total solution per acre. When applying by ground, a minimum of 7 gal. total solution per acre is recommended.
- Use higher application volumes and rates when foliage is dense, pest populations are high, larvae are

large and/or weather conditions are adverse. Use higher rates for longer residual.

- For chinch bug control, Warrior II with Zeon Technology may only suppress heavy infestations and/or migrations. In this situation, a second application using an alternative chemistry may be needed.
- Greenbug is known to have many biotypes. Warrior II with Zeon Technology may provide suppression only. In this situation, a second application using an alternative chemistry may be needed.
- Pasture and rangeland grass may be used for grazing or cut for forage 0 days after application. **Do not** cut grass to be dried and harvested for hay until 7 days after the last application.

Grass grown for seed:

- Straw, hay and mature seed (seed screenings) may be used as feed 7 days after the last application. Regrowth of grass grown for seed may be used for grazing, cut for forage or cut to be dried and harvested for hay.
- **Do not** apply more than 0.03 lb. a.i. (1.92 fl. oz. or 0.12 pts. of product) per acre per cutting for pastures, rangeland and grasses grown for seed. A minimum re-treatment interval (RTI) of 30 days is required for pastures and rangeland receiving 0.03 lb. ai. per acre which have not been cut between applications.
- **Do not** apply more than 0.09 lb. a.i. (5.76 fl. oz. or 0.36 pts. of product) per acre per season.

¹Best control is obtained before insects begin to roll leaves.

²See **Resistance** statement under **General Directions for Use**.

³Suppression only.

Crop	Target Pests	Rate	
		lb. a.i./A	fl. oz./A
LEGUME VEGETABLES (BEANS AND PEAS)			
Edible Podded (Only)	Cutworm species Green Cloverworm Imported Cabbageworm Mexican Bean Beetle Saltmarsh Caterpillar Velvetleaf Caterpillar	0.015 – 0.025	0.96 – 1.60
Canavalia ensiformis -jackbean			
Canavalia gladiata -sword bean			
Glycine max -soybean (immature seed)	Alfalfa Caterpillar Aphid species ⁴ Armyworm ² Bean Leaf Beetle Bean Leafskeletonizer Blister Beetle species Corn Earworm Corn Rootworm Beetle species (Adult) Cucumber Beetle species (Adult) Curculio and Weevil species ¹ (foliage and pod feeding adults and larvae)	0.02 – 0.03	1.28 – 1.92
Edible Podded, Succulent Shelled or Dried Shelled			
Cajanus cajan – Pigeon pea	European Corn Borer Fall Armyworm ² Flea Beetle species (Adult) Flea Hopper species Grasshopper species Japanese Beetle (Adult) Leafhopper species		
Phaseolus species – includes: field, kidney, lima, navy, pinto, runner, snap, tepany and wax beans	Leaf-tier species Looper Species Meadow Spittlebug Painted Lady Butterfly (Larva) Plant Bug species including Lygus species ⁴ Stalk Borer ¹ Stink Bug species		
Pisum species – includes: dwarf, edible–pod, English, field, garden, green, snow and sugar snap peas	Threecornered Alfalfa Hopper Thrips species ^{4,5} Tobacco Budworm ⁴ Webworm species Western Bean Cutworm Western Yellowstriped Armyworm ² Yellowstriped Armyworm ²		
Vigna species – includes: adzuki, asparagus, moth, mung, rice, urd and yardlong beans, black–eye pea, catjang, Chinese longbean, cowpea, Crowder pea, and Southern pea			

Crop	Target Pests	Rate	
		lb. a.i./A	fl. oz./A
LEGUME VEGETABLES (BEANS AND PEAS)			
(continued)			
Succulent Shelled or Dried Shelled	Beet Armyworm ^{3,4} Leafminer species ^{3,4} Lesser Cornstalk Borer ³ Soybean Looper ^{3,4} Spider Mite species ³ Whitefly species ^{3,4}	0.03	1.92
<i>Vicia faba.</i> – broadbean (favabean)			
Dried Shelled (Only)			
<i>Cicer arietinum</i> – chickpea (garbonzo bean)			
<i>Cyamopsis tetragonoloba</i> – guar			
<i>Lablab purpureus</i> – Lablab bean (hyacinth bean)			
<i>Lupinus</i> species – includes: grain, sweet, white and sweet white lupines			
<i>Lens esculata</i> – Lentils			

Remarks

- Apply as required by scouting, usually at intervals of 5 or more days. Timing and frequency of applications should be based upon insect populations reaching locally determined economic thresholds.
- Apply with ground or air equipment using sufficient water to obtain full coverage of foliage. When applying by air, apply in a minimum of 2 gals. of water per acre.
- For edible podded and succulent shelled legume vegetables, **do not** apply within 7 days of harvest.
- For dried shelled legume vegetables, **do not** apply within 21 days of harvest.
- **Do not** apply more than 0.12 lb .a.i. (7.68 fl. oz. or 0.48 pts. of product) per acre per season.
- For succulent and dried shelled peas and beans, **do not** graze livestock in treated areas or harvest vines for forage or hay.

¹For control before the larva bores into the plant stalk or pods.

²Use higher rates for large larvae.

³For suppression only.

⁴See **Resistance** statement under **General Directions for Use**.

⁵Does not include Western Flower Thrips.

Crop	Target Pests	Rate	
LEGUME VEGETABLES (SOYBEANS)		lb. a.i./A	fl. oz./A
Soybeans	Bean Leaf Beetle Cabbage Looper Corn Earworm Corn Rootworm Beetle (Adult): Mexican Northern Southern Western Cutworm species Green Cloverworm Mexican Bean Beetle Painted Lady (Thistle) Caterpillar Potato Leafhopper Saltmarsh Caterpillar Soybean Aphids ⁴ Threecornered Alfalfa Hopper Thrips species ⁵ Velvetbean Caterpillar Woollybear Caterpillar	0.015 – 0.025	0.96 – 1.60
	Armyworm ¹ Blister Beetle species European Corn Borer Fall Armyworm ¹ Grasshopper species Japanese Beetle (Adult) Plant Bug species Silverspotted Skipper Stink Bug species Tobacco Budworm ³ Webworm species Yellowstriped Armyworm ¹	0.025 – 0.03	1.60 – 1.92
	Beet Armyworm ^{2,3} Lesser Cornstalk Borer ² Soybean Looper ^{2,3} Spider Mite species ²	0.03	1.92

Remarks:

- Apply as required by scouting, usually at intervals of 5 or more days. Timing and frequency of applications should be based upon insect populations reaching locally determined economic thresholds.
- **Do not** graze or harvest treated soybean forage, straw, or hay for livestock feed.
- Apply with ground or aerial equipment using sufficient water to obtain full coverage of foliage. When applying by air, apply in a minimum of 2 gals. of water per acre.
- For control of adult corn rootworm beetles (*Diabrotica* species) as part of an aerial-applied corn rootworm control program use a minimum of 0.02 lb. a.i. (1.28 fl. oz. of product) per acre.
- **Do not** apply within 30 days of harvest.
- **Do not** apply more than 0.06 lb. a.i. (3.84 fl. oz. or 0.24 pt. of product) per acre per season.

¹Use higher rates for large larvae.²Suppression only.³See **Resistance** statement under **General Directions for Use**.⁴Use lower rates for early season applications and/or lighter populations.⁵Does not include Western Flower Thrips.

Crop	Target Pests	Rate	
		lb. a.i./A	fl. oz./A
LETTUCE (HEAD AND LEAF)			
	Alfalfa Looper Cabbage Looper Cutworm species Green Cloverworm Imported Cabbageworm Saltmarsh Caterpillar	0.015 – 0.025	0.96 – 1.60
	Aphid species ^{2,3} Armyworm Beet Armyworm ^{1,3} Corn Earworm Diamondback Moth ³ European Corn Borer Fall Armyworm ¹ Flea Beetle species Grasshopper species Japanese Beetle (Adult) Leafhopper species Meadow Spittlebug Plant Bug species including Lygus species ³ Southern Armyworm Spider Mite species ² Stink Bug species Tobacco Budworm ³ Vegetable Weevil (Adult) Whitefly species ^{2,3}	0.02 – 0.03	1.28 – 1.92

Remarks

- Apply as required by scouting, usually at intervals of 5 or more days. Timing and frequency of applications should be based upon insect populations reaching locally determined economic thresholds.
- Apply with ground or air equipment using sufficient water to obtain full coverage of foliage. When applying by air, apply in a minimum of 2 gals. of water per acre.
- **Do not** apply within 1 day of harvest.
- **Do not** apply more than 0.3 lb. a.i. (19.2 fl. oz. or 1.2 pts. of product) per acre per season.

¹For control of first and second instar only.

²Suppression only.

³See **Resistance** statement under **General Directions for Use**.

Crop	Target Pests	Rate	
		lb. a.i./A	fl. oz./A
ONION (BULB) AND GARLIC			
	Cutworm species Leafminer species (Adult) Onion Maggot (Adult) Seedcorn Maggot (Adult)	0.015 – 0.025	0.96 – 1.60
	Aphid species ² Armyworm species ¹ Flower Thrips ^{2,3} Onion Thrips ³ Plant Bug species Stink Bug species Tobacco Thrips ³ Western Flower Thrips ^{2,3}	0.02 – 0.03	1.28 – 1.92

Remarks

- Apply as required by scouting, usually at intervals of 5 or more days. Timing and frequency of applications should be based upon insect populations reaching locally determined economic thresholds.
- Use the higher label rates as thrips population increases and avoid rescue situations.
- Apply with ground or air equipment using sufficient water and application methods to obtain full coverage of foliage. When applying by air, apply in a minimum of 2 gals. of water per acre.
- For thrips control by aerial application, the addition of 1% COC v/v, 1/4% NIS v/v or a silicone adjuvant (follow manufacturers use directions) may enhance the deposition of the spray and increase plant coverage.
- **Do not** apply within 14 days of harvest.
- **Do not** apply more than 0.24 lb. a.i. (15.36 fl. oz. or 0.96 pts. of product) per acre per season.

¹For control of the first and second instar only.

²Suppression only.

³See **Resistance** statement under **General Directions for Use**.

Crop	Target Pests	Rate	
		lb. a.i./A	fl. oz./A
PEANUTS	Cutworm species Green Cloverworm Potato Leafhopper Rednecked Peanut Worm Threecornered Alfalfa Hopper Velvetbean Caterpillar	0.015 - 0.025	0.96 - 1.60
	Bean Leaf Beetle Corn Earworm Fall Armyworm ¹ Grasshopper species Southern Corn Rootworm (Adult) Stink Bug species Tobacco Thrips Vegetable Weevil Whitefringed Beetle (Adult)	0.02 - 0.03	1.28 - 1.92
	Aphid species ² Beet Armyworm ^{2,3} Lesser Cornstalk Borer ² Soybean Looper ^{2,3} Spider Mite species ²	0.03	1.92

Remarks:

- Apply as required by scouting, usually at intervals of 7 or more days. Timing and frequency of applications should be based upon insect populations reaching locally determined economic thresholds.
- Apply with ground or aerial equipment using sufficient water to obtain full coverage of foliage. When applying by air, apply in a minimum of 2 gals. of water per acre.
- **Do not** apply within 14 days of harvest.
- **Do not** apply more than 0.12 lb. a.i. (7.68 fl. oz. or 0.48 pt. of product) per acre per season.

¹Use higher rates for large larvae.

²Suppression only.

³See **Resistance** statement under **General Directions for Use**

Crop	Target Pests	Rate	
		lb. a.i./A	fl. oz./A
POME FRUITS			
Apple Crabapple Loquat Mayhaw Oriental Pear Pear Quince	Apple Aphid Apple Maggot (Adult) Cherry Fruit Fly species (Adult) Codling Moth Green Fruitworm Japanese Beetle Leafhopper species Leafroller species Lesser Appleworm Omnivorous Leafroller Orange Tortrix Oriental Fruit Moth Pear Psylla ¹ Pear Sawfly Periodical Cicada Plant Bug species Plum Curculio Rosy Apple Aphid San Jose Scale (fruit infestations only) Spirea Aphid ¹ Stink Bug species Tent Caterpillar species Tentiform Leaf Miner species Tree Borer species Tufted Apple Budworm Webworm species	0.02 – 0.04	1.28 – 2.56

Remarks

- Apply as required by scouting, usually at intervals of 5 or more days. Timing and frequency of applications should be based upon insect populations reaching locally determined economic thresholds and IPM recommendations.
- Apply with ground or air equipment using sufficient water to obtain full coverage of the foliage or target area. When applying by air, apply in a minimum of 5 gals. of water per acre, but use higher volumes as appropriate for thorough coverage.
- **Do not** apply within 21 days of harvest.
- **Do not** apply more than 0.2 lb. a.i. (12.8 fl. oz. or 0.80 pts. of product) per acre per year. **Do not** apply more than 0.16 lb. a.i. (10.24 fl. oz. or 0.64 pts. of product) per acre per year post bloom.

¹Suppression only

Crop	Target Pests	Rate	
		lb. a.i./A	fl. oz./A
STONE FRUITS			
Apricot Chickasaw Plum Damson Plum Japanese Plum Nectarine Peach Plum Plumcot Prune Sweet and Tart Cherry	American Plum Borer Apple Maggot (Adult) Black Cherry Aphid Cherry Fruit Fly species (Adult) Codling Moth Green Fruitworm Japanese Beetle June Beetle Leafhopper species Leafroller species Oriental Fruit Moth Peach Twig Borer Peachtree Borer species Pear Sawfly Periodical Cicada Plant Bug species Plum Curculio Rose Chafer Stink Bug species Tent Caterpillar species Thrips species	0.02 – 0.04	1.28 – 2.56

Remarks

- Apply as required by scouting, usually at intervals of 5 or more days. Timing and frequency of applications should be based upon insect populations reaching locally determined economic threshold and IPM recommendations.
- Apply with ground or air equipment using sufficient water to obtain full coverage of the foliage or target area. When applying by air, apply a minimum of 5 gals. of water/per acre, but use higher volumes as appropriate for thorough coverage.
- **Do not** apply within 14 days of harvest.
- **Do not** apply more than 0.2 lb. a.i. (12.8 fl. oz. or 0.80 pts. of product) per acre per year. **Do not** apply more than 0.16 lb. a.i. (10.24 fl. oz. or 0.64 pts. of product) per acre per year post bloom.

Crop	Target Pests	Rate	
		lb. a.i./A	fl. oz./A
SUGARCANE			
	Mexican Rice Borer ¹ Pygmy Mole Cricket Rice Stalk Borer ¹ Sugarcane Aphid ³ Sugarcane Beetle (Adult) ² Sugarcane Borer ¹ West Indian Crane fly Yellow Sugarcane Aphid ³	0.025 – 0.04	1.60 – 2.56

Remarks:

- Apply as required by scouting, usually at intervals of 7 or more days. Timing and frequency of applications should be based upon insect populations reaching locally determined economic threshold.
- Apply with ground or air equipment using sufficient water to obtain full coverage of the foliage or target area. When applying by air, apply a minimum of 2 gal. of water per acre.
- **Do not** apply within 21 days of harvest.
- **Do not** apply more than 0.16 lb. a.i. (10.24 fl. oz. or 0.64 pt. of product) per acre per season.

¹For control before the larva bores into the plant stalk.

²Suppression only of beetles active above ground.

³See **Resistance** statement under **General Directions for Use**.

43/60

Crop	Target Pests	Rate	
		lb. a.i./A	fl. oz./A
SUNFLOWER			
	Cutworm species Sunflower Beetle	0.015 – 0.025	0.96 – 1.60
	Banded Sunflower Moth Fall Armyworm ¹ Grasshopper species Head-Clipper Weevil (Adult) Japanese Beetle (Adult) Leafhopper species Meadow Spittlebug Painted Lady (Thistle) Caterpillar Seed Weevil (Adult) Spotted Cabbage Looper Stem Weevil (Adult) Stink Bug species Sunflower Maggot (Adult) Sunflower Moth Woollybear Caterpillar	0.02 – 0.03	1.28 – 1.92
	Beet Armyworm ^{2,3} Spider Mite species ²	0.03	1.92

Remarks

- Apply as required by scouting, usually at intervals of 5 or more days. Timing and frequency of applications should be based upon insect populations reaching locally determined economic thresholds.
- Apply with ground or air equipment using sufficient water to obtain full coverage of sunflower heads and/or foliage. When applying by air, apply in a minimum of 2 gals. of water per acre.
- **Do not** apply within 45 days of harvest.
- **Do not** apply more than 0.12 lb. a.i. (7.68 fl. oz. or 0.48 pts. of product) per acre per season. **Do not** apply more than 0.09 lb. a.i. (5.76 fl. oz. or 0.36 pts. of product) per acre per season after bloom initiation.
- **Do not** apply as an ultra-low volume (ULV) spray.

¹Use higher rates for large larvae.

²Suppression only.

³See **Resistance** statement under **General Directions for Use**.

Crop	Target Pests	Rate	
		lb. a.i./A	fl. oz./A
TOBACCO			
	Armyworm species ¹ Blister Beetle species Cabbage Looper Corn Earworm Cucumber Beetle species (Adult) Cutworm species Grasshopper species Japanese Beetle (Adult) Katydid species Plant Bug species ³ Potato Tuberworm Salt Marsh Caterpillar Stinkbug species Tobacco Aphid species ^{2,3} Tobacco Budworm ³ Tobacco Flea Beetle (Adult) Tobacco Hornworm Tobacco Thrips species ² Tomato Hornworm Tree Cricket species Vegetable Weevil (Adult) Webworm species	0.015 – 0.03	0.96 – 1.92

Remarks

- Apply as required by scouting, usually at intervals of 7 or more days. Timing and frequency of applications should be based upon insect populations reaching locally determined economic threshold.
- Apply with ground or air equipment using sufficient water to obtain full coverage of the foliage. When applying by air, apply in a minimum of 2 gals. of water per acre.
- **Do not** apply within 40 days of harvest.
- **Do not** apply more than 0.09 lb. a.i. (5.76 fl. oz. or 0.36 pts. of product) per acre per year.

¹For control of first and second instars only.

²Suppression only.

³See **Resistance** statement under **General Directions for Use**.

Crop	Target Pests	Rate	
		lb. a.i./A	fl. oz./A
TREE NUTS			
Almond Beech Nut Brazil Nut Butternut Cashew Chestnut Chinquapin Filbert (Hazlenut) Hickory Nut Macadamia Nut (Bush Nut) Pistachio Walnut, Black Walnut, English (Persian)	Ants Chinch Bug Codling Moth Filbertworm Leaffooted Bug Leafroller species Navel Orangeworm Peach Twig Borer Plant Bug species Stink Bug species Walnut Aphid Walnut Husk Fly species (Adult)	0.02 – 0.04	1.28 – 2.56
Pecan	Hickory Shuckworm Pecan Aphid species Pecan Casebearer species Pecan Phylloxera species Pecan Spittlebug Pecan Weevil Stink Bug species	0.02 – 0.04	1.28 – 2.56

Remarks

- Apply as required by scouting, usually at intervals of 5 or more days. Timing and frequency of applications should be based upon insect populations reaching locally determined economic threshold.
- Apply with ground or air equipment using sufficient water to obtain full coverage of the foliage or target area. When applying by air, apply in a minimum of 5 gals. of water/per acre, but use higher rates as appropriate for thorough coverage.
- **Do not** apply within 14 days of harvest.
- **Do not** apply more than 0.16 lb. a.i. (10.24 fl. oz. or 0.64 pts. of product) per acre per year. **Do not** apply more than 0.12 lb. a.i. (7.68 fl. oz. or 0.48 pts. of product) per acre per year post bloom.

Crop	Target Pests	Rate	
		lb. a.i./A	fl. oz./A
TUBEROUS AND CORM VEGETABLES (Potato, Sweet Potato, Yams and Related)			
Arracacha Arrowroot Artichoke (Chinese and Jerusalem only) Canna (edible) Cassava (bitter and sweet) Chayote (root) Chufa Dasheen Ginger Leren Potato Sweet Potato Tanier Turmeric Yam (bean and true)	Cutworm species Leafhopper species Saltmarsh Caterpillar Sweet Potato Hornworm Woolybear Caterpillar species	0.015-0.025	0.96-1.60
	Aphid species ¹ Armyworm species ¹ Blister Beetle species Colorado Potato Beetle ¹ Corn Earworm Cricket species Cucumber Beetle species (adults) European Corn Borer Flea Beetle species (adults) Grasshopper species Looper species ¹ Lygus Bug species ¹ Plant Bug species Potato Psyllid Potato Tuberworm Stink Bug species Sweet Potato Leaf Beetle (adults) Sweet Potato Vine Borer Thrips species ^{1, 2} Tortoise Beetle species Webworm species Weevil species (adults)	0.02-0.03	1.28-1.92
	Leafminer species ^{1, 3} Spider Mite species ³ Whitefly species ^{1, 3}	0.03	1.92

Remarks:

- Apply as required by scouting, usually at intervals of 7 or more days. Timing and frequency of applications should be based upon insect populations reaching locally determined economic thresholds.
- Apply with ground or air equipment using sufficient water and application methods to obtain full coverage of all above ground plant parts. When applying by air, apply in a minimum of 2 gal. total solution per acre. When applying by ground, a minimum of 10 gal. total solution per acre is recommended.
- Use higher application volumes and/or rates when foliage is dense, pest populations are high, larvae are large, weather conditions are adverse and/or as plant size increases. Use higher rates for longer residual.
- Insects that bore or tunnel into leaves, vines, stems, tubers or corms must be controlled before penetration. Only exposed insects (larvae and/or adults) can be controlled with foliar applications of Warrior II with Zeon Technology.
- Do not apply more than 0.12 lb. a.i. (7.68 fl. oz. or 0.48 pts. of product) per acre per season. Do not apply within 7 days of harvest.

¹See **Resistance** statement under **General Directions for Use**.

²Does not include Western Flower Thrips.

³Suppression only.

NON-AGRICULTURAL USES			
Crop	Target Pests	Rate	
		lb. a.i./A	fl. oz./A
CONIFER AND DECIDUOUS TREES			
Plantations and Nurseries	Bagworm Balsam Twig Aphid Balsam Wooly Aphid Birch Leafminer Black Pine Weevil Elm Leaf Beetle European Elm Bark Beetle Gypsy Moth Japanese Beetle June Beetle species Leaf Beetle species Leafroller species May Beetle species Mealybug species ¹ Pales Weevil Pine Chafer Pine Colaspis Beetle Pine Conelet Bug Pine Leaf Chermid Pine Needle Scale Pine Sawfly species Pine Tip Moth species Pine Tortoise Scale Pine Weevil species Poplar Aphid species Sawfly species Spittlebug species Spruce Budworm Tent Caterpillar species Tussock Moth species Webworm species	0.02 – 0.04	1.28 – 2.56

Remarks

- To control exposed foliage, flower, cone, seed and bark feeding insects, apply as required by scouting. Timing and frequency of applications should be based upon insect populations reaching locally determined economic thresholds.
- Apply with ground equipment using sufficient water to obtain full coverage of target site. When applying by air, apply a minimum of 2 gals. of water per acre.
- **Do not** apply more than 0.24 lb. a.i. (15.36 fl. oz. or 0.96 pts. of product) per acre per year.

¹Suppression only.

Crop	Target Pest	Rate	
		lb. a.i./A	fl.oz./A
CONIFER AND DECIDUOUS TREES			
Seed Orchards	Coneworm species Seed Bug species Thrips species	See Remarks	See Remarks

Remarks

- For high volume sprayers, dilute 2.56 fl. oz. per 100 gals. of water and apply 5-10 gals. of finished spray per tree.
- For low volume sprayers, dilute 10 fl. oz. per 100 gals. of water and apply 100 gals. of finished spray per acre.
- For aerial applications, apply 7.5 fl. oz. per acre in a minimum of 10 gals. finish spray per acre.
- **Do not** apply more than 0.5 lb. a.i. (32 fl. oz. or 2 pts. of product) per acre per year.

Crop	Target Pests	Rate	
		lb. a.i./A	fl. oz./A
Non-Cropland (Excluding Public Land)	See Crop Outlets on this Warrior II with Zeon Technology label for target pests and rates.	See Crop Outlets	See Crop Outlets

Remarks:

- Spray non-cropland adjacent to agricultural areas to control migratory insects, which may threaten crops.
- Follow **General Use Directions**, rates and spray recommendations found elsewhere in this label for the adjacent crop outlet and target pests.
- Use highest labeled rates for dense/large foliage, high insect populations and larger larval stages.
- Repeat as necessary to maintain control.
- **Do not** exceed 0.2 lb. a.i. (12.8 fl. oz. or 0.8 pt. of product) per acre per year.
- **Do not** graze livestock in treated areas.

Rate Conversion Chart

Lb. a.i. Per Acre	Fl. oz. Per Acre	Pints Per Acre	Treated Acres Per Gal.
0.015	0.96	0.06	133
0.02	1.28	0.08	100
0.025	1.60	0.10	80
0.03	1.92	0.12	67
0.035	2.24	0.14	57
0.04	2.56	0.16	50

STORAGE AND DISPOSAL

Prohibitions

Do not contaminate water, food, or feed by storage and disposal.

Storage

Store in original containers only. Keep container closed when not in use. Do not store near food or feed. In case of spill or leak on floor or paved surfaces, soak up with sand, earth, or synthetic absorbent. Remove to chemical waste area. DO NOT ALLOW PRODUCT TO FREEZE.

Pesticide Disposal

Pesticide wastes are acutely hazardous. Improper disposal of excess pesticide, spray mixture, or rinsate is a violation of Federal law. If these wastes cannot be disposed of by use according to label instructions, contact your State Pesticide or Environmental Control Agency, or the Hazardous Waste Representative at the nearest EPA Regional Office for guidance.

Container Disposal/Handling [less than 5 gallons]

Non-refillable container. Do not reuse or refill this container. Offer for recycling if available. Triple rinse container (or equivalent) promptly after emptying. Triple rinse as follows: Empty the remaining contents into application equipment or a mix tank and drain for 10 seconds after the flow begins to drip. Fill the container ¼ full with water and recap. Shake for 10 seconds. Pour rinsate into application equipment or a mix tank or store rinsate for later use and disposal. Drain for 10 seconds after the flow begins to drip. Repeat this procedure two more times. Then offer for recycling if available or reconditioning, or puncture and dispose of in a sanitary landfill, or by incineration, or by other procedures allowed by state and local authorities, by burning. If burned, stay out of smoke.

Bulk and Mini-Bulk Container Disposal

~~Reseal container and offer for reconditioning, or triple rinse (or equivalent) and offer for recycling or reconditioning, or clean in accordance with manufacturer's instructions.~~

Container Precautions Handling [Bulk/Mini-Bulk]


~~Before refilling, RETURNABLE CONTAINER, inspect thoroughly for damage such as cracks, punctures, bulges, dents, abrasions, and damaged or worn threads on closure devices.~~

Refillable container. Refill this container only with pesticide only Warrior II with Zeon Technology. Do not reuse this container for any other purpose. Cleaning the container before final disposal is the responsibility of the person disposing of the container. Cleaning before refilling is the responsibility of the person refilling. To clean container before final disposal, empty the remaining contents from this container into application equipment or mix tank. Fill the container about 10 percent full with water. Agitate vigorously or recirculate water with the pump for 2 minutes. Pour or pump rinsate into application equipment or rinsate collection system. Repeat this rinsing procedure two more times. Then offer for recycling if available or puncture and dispose of in a sanitary landfill, or by incineration, or, if allowed by state and local authorities, by burning. If burned, stay out of smoke. The contents of returnable containers cannot be completely removed by cleaning. Refilling with materials other than Warrior II with Zeon Technology will result in contamination and may weaken container.

~~After filling and before transporting, check for leaks.~~

~~Do not refill or transport damaged or leaking container.~~

CONTAINER IS NOT SAFE FOR FOOD, FEED, OR DRINKING WATER!

Warrior II with Zeon Technology, the Syngenta logo and the CP FRAME  are trademarks of a Syngenta Group Company
Viton® is a registered trademark of E.I. DuPont de Nemours and Company

©2009 Syngenta

For non-emergency (e.g. current product information) call
Syngenta Crop Protection at 1-800-334-9481.

Manufactured for:
Syngenta Crop Protection, Inc.
P. O. Box 18300
Greensboro, North Carolina 27419-8300

SCP 1295A-M(9-23-08) (1 pt., 1 qt., 1 gal., 15 gal., 120 gal., bulk)

(non-detachable container label – 1 pt., 1 qt., 1 gal.)

RESTRICTED USE PESTICIDE
DUE TO TOXICITY TO FISH AND AQUATIC ORGANISMS
 FOR RETAIL SALE TO AND USE ONLY BY CERTIFIED APPLICATORS, OR PERSONS UNDER THEIR
 DIRECT SUPERVISION, AND ONLY FOR THOSE USES COVERED BY THE CERTIFIED APPLICATOR'S
 CERTIFICATION.

Warrior II with Zeon Technology®

Insecticide

Group	3	Insecticide
-------	----------	-------------

Active Ingredient:	
Lambda-cyhalothrin ^{1,2}	22.8%
Other Ingredients:	77.2%
Total:	100.0%

Warrior II with Zeon Technology contains 2.08 lbs. of active ingredient per gal. and is a capsule suspension.

¹CAS No. 91465-08-6

²Synthetic pyrethroid

Contains petroleum distillate.

KEEP OUT OF REACH OF CHILDREN.

WARNING / AVISO

Si usted no entiende la etiqueta, busque a alguien para que se la explique a usted en detalle. (If you do not understand the label, find someone to explain it to you in detail.)

See additional precautionary statements and directions for use in booklet.

EPA Reg. No. 100-1295

EPA Est. XXXXX

SCP 1295A-M(9-23-08) (1 pt., 1 qt., 1 gal.)

1 pint

1 quart

1 gallon

Net Contents

AGRICULTURAL USE REQUIREMENTS

Use this product only in accordance with its labeling and with the Worker Protection Standard, 40 CFR part 170. Refer to supplemental labeling under "Agricultural Use Requirements" in the Directions for Use section for information about this standard.

PRECAUTIONARY STATEMENTS**Hazards to Humans and Domestic Animals****WARNING/AVISO**

May be fatal if swallowed. Causes moderate eye irritation. Harmful if absorbed through skin. Avoid contact with eyes, skin or clothing. Prolonged or frequently repeated skin contact may cause allergic reaction in some individuals. Wash thoroughly with soap and water after handling and before eating, drinking, chewing gum or using tobacco. Remove and wash contaminated clothing before reuse.

Skin exposure may also result in a sensation described as a tingling, itching, burning, or prickly feeling. Onset may occur immediately to 4 hrs. after exposure and may last 2 – 30 hrs., without damage. Wash exposed areas once with soap and water. Relief from the skin sensation may be obtained by applying an oil-based cream.

FIRST AID	
If swallowed	<ul style="list-style-type: none">• Call a poison control center or doctor immediately for treatment advice.• Do not give any liquid to the person.• Do not induce vomiting unless told to do so by the poison control center or doctor.• Do not give anything by mouth to an unconscious person.
If in eyes	<ul style="list-style-type: none">• Hold eye open and rinse slowly and gently with water for 15-20 minutes.• Remove contact lenses, if present, after the first 5 minutes, then continue rinsing eye.• Call a poison control center or doctor for treatment advice.
If on skin or clothing	<ul style="list-style-type: none">• Take off contaminated clothing.• Rinse skin immediately with plenty of water for 15-20 minutes.• Call a poison control center or doctor for treatment advice.
If inhaled	<ul style="list-style-type: none">• Move person to fresh air.• If person is not breathing, call 911 or an ambulance, then give artificial respiration, preferably by mouth-to-mouth, if possible.• Call a poison control center or doctor for further treatment advice.
NOTE TO PHYSICIAN	
Contains petroleum distillate – vomiting may cause aspiration pneumonia	
Have the product container or label with you when calling a poison control center or doctor or going for treatment.	
HOT LINE NUMBER	
For 24-Hour Medical Emergency Assistance (Human or Animal) Or Chemical Emergency Assistance (Spill, Leak, Fire or Accident) Call 1-800-888-8372	

Environmental Hazards

This pesticide is extremely toxic to fish and aquatic organisms and toxic to wildlife. For terrestrial uses: do not apply directly to water or to areas where surface water is present or to intertidal areas below the mean high water mark. Do not apply when weather conditions favor drift from treated areas. Drift and runoff from treated areas may be hazardous to aquatic organisms in neighboring areas. Do not contaminate water when disposing of equipment wash water.

This product is highly toxic to bees exposed to direct treatment or residues on blooming crops or weeds. Do not apply this product or allow it to drift to blooming crops or weeds if bees are visiting the treatment area.

STORAGE AND DISPOSAL

Prohibitions

Do not contaminate water, food, or feed by storage and disposal.

Storage

Store in original containers only. Keep container closed when not in use. Do not store near food or feed. In case of spill or leak on floor or paved surfaces, soak up with sand, earth, or synthetic absorbent. Remove to chemical waste area. DO NOT ALLOW PRODUCT TO FREEZE.

Pesticide Disposal

Pesticide wastes are acutely hazardous. Improper disposal of excess pesticide, spray mixture, or rinsate is a violation of Federal law. If these wastes cannot be disposed of by use according to label instructions, contact your State Pesticide or Environmental Control Agency, or the Hazardous Waste Representative at the nearest EPA Regional Office for guidance.

Container Disposal/Handling

Non-refillable container. Do not reuse or refill this container. Offer for recycling if available. Triple rinse container (or equivalent) promptly after emptying. Triple rinse as follows: Empty the remaining contents into application equipment or a mix tank. Drain for 10 seconds after the flow begins to drip. Fill the container 1/4 full with water and recap. Shake for 10 seconds. Pour rinsate into application equipment or a mix tank or store rinsate for later use and disposal. Drain for 10 seconds after the flow begins to drip. Repeat this procedure two more times. Then offer for recycling if available or reconditioning, or puncture and dispose of in a sanitary landfill, or by incineration, or by other procedures allowed by state and local authorities, by burning. If burned, stay out of smoke.

CONTAINER IS NOT SAFE FOR FOOD, FEED, OR DRINKING WATER!

Refer to Chemigation directions in booklet.

Warrior II with Zeon Technology, and the Syngenta logo are trademarks of a Syngenta Group Company

©2009 Syngenta

Manufactured for:
Syngenta Crop Protection, Inc.
P.O. Box 18300
Greensboro, North Carolina 27419-8300

SCP 1295A-M(9-23-08) (1 pt., 1 qt., 1 gal.)

(non-detachable container label – 15 gal., 120 gal., bulk)

RESTRICTED USE PESTICIDE
DUE TO TOXICITY TO FISH AND AQUATIC ORGANISMS

FOR RETAIL SALE TO AND USE ONLY BY CERTIFIED APPLICATORS, OR PERSONS UNDER THEIR DIRECT SUPERVISION, AND ONLY FOR THOSE USES COVERED BY THE CERTIFIED APPLICATOR'S CERTIFICATION.

Warrior II with Zeon Technology®

Insecticide

Group	3	Insecticide
-------	---	-------------

Active Ingredient:

Lambda-cyhalothrin ^{1,2}	22.8%
---	-------

Other Ingredients:	77.2%
--------------------------	-------

Total:	100.0%
--------	--------

Warrior II with Zeon Technology contains 2.08 lbs. of active ingredient per gal. and is a capsule suspension.

¹CAS No. 91465-08-6

²Synthetic pyrethroid

Contains petroleum distillate.

KEEP OUT OF REACH OF CHILDREN.

WARNING / AVISO

Si usted no entiende la etiqueta, busque a alguien para que se la explique a usted en detalle. (If you do not understand the label, find someone to explain it to you in detail.)

See additional precautionary statements and directions for use in booklet.

EPA Reg. No. 100-1295

EPA Est. xxxxx

Product of XXXXX

Formulated in the USA

Product ID. XXXXX

SCP 1295A-M(9-23-08) (15 gal., 120 gal., bulk)

_____gallons

Net Contents

PRECAUTIONARY STATEMENTS**Hazards to Humans and Domestic Animals****WARNING/AVISO**

May be fatal if swallowed. Causes moderate eye irritation. Harmful if absorbed through skin. Avoid contact with eyes, skin or clothing. Prolonged or frequently repeated skin contact may cause allergic reaction in some individuals. Wash thoroughly with soap and water after handling and before eating, drinking, chewing gum or using tobacco. Remove and wash contaminated clothing before reuse.

Skin exposure may also result in a sensation described as a tingling, itching, burning, or prickly feeling. Onset may occur immediately to 4 hrs. after exposure and may last 2 – 30 hrs., without damage. Wash exposed areas once with soap and water. Relief from the skin sensation may be obtained by applying an oil-based cream.

FIRST AID	
If swallowed	<ul style="list-style-type: none">• Call a poison control center or doctor immediately for treatment advice.• Do not give any liquid to the person.• Do not induce vomiting unless told to do so by the poison control center or doctor.• Do not give anything by mouth to an unconscious person.
If in eyes	<ul style="list-style-type: none">• Hold eye open and rinse slowly and gently with water for 15-20 minutes.• Remove contact lenses, if present, after the first 5 minutes, then continue rinsing eye.• Call a poison control center or doctor for treatment advice.
If on skin or clothing	<ul style="list-style-type: none">• Take off contaminated clothing.• Rinse skin immediately with plenty of water for 15-20 minutes.• Call a poison control center or doctor for treatment advice.
If inhaled	<ul style="list-style-type: none">• Move person to fresh air.• If person is not breathing, call 911 or an ambulance, then give artificial respiration, preferably by mouth-to-mouth, if possible.• Call a poison control center or doctor for further treatment advice.
NOTE TO PHYSICIAN	
Contains petroleum distillate – vomiting may cause aspiration pneumonia	
Have the product container or label with you when calling a poison control center or doctor or going for treatment.	

HOT LINE NUMBER

For 24-Hour Medical Emergency Assistance (Human or Animal)
Or Chemical Emergency Assistance (Spill, Leak, Fire or Accident)

Call

1-800-888-8372

Environmental Hazards

This pesticide is extremely toxic to fish and aquatic organisms and toxic to wildlife. For terrestrial uses: do not apply directly to water or to areas where surface water is present or to intertidal areas below the mean high water mark. Do not apply when weather conditions favor drift from treated areas. Drift and runoff from treated areas may be hazardous to aquatic organisms in neighboring areas. Do not contaminate water when disposing of equipment wash water.

This product is highly toxic to bees exposed to direct treatment or residues on blooming crops or weeds. Do not apply this product or allow it to drift to blooming crops or weeds if bees are visiting the treatment area.

CONDITIONS OF SALE AND LIMITATION OF WARRANTY AND LIABILITY

NOTICE: Read the entire Directions for Use and Conditions of Sale and Limitation of Warranty and Liability before buying or using this product. If the terms are not acceptable, return the product at once, unopened, and the purchase price will be refunded.

The Directions for Use of this product must be followed carefully. It is impossible to eliminate all risks inherently associated with the use of this product. Crop injury, ineffectiveness or other unintended consequences may result because of such factors as manner of use or application, weather or crop conditions, presence of other materials or other influencing factors in the use of the product, which are beyond the control of SYNGENTA CROP PROTECTION, Inc. or Seller. To the extent permitted by applicable law, Buyer and User agree to hold SYNGENTA and Seller harmless for any claims relating to such factors.

SYNGENTA warrants that this product conforms to the chemical description on the label and is reasonably fit for the purposes stated in the Directions for Use, subject to the inherent risks referred to above, when used in accordance with directions under normal use conditions. To the extent permitted by applicable law: (1) this warranty does not extend to the use of the product contrary to label instructions or under conditions not reasonably foreseeable to or beyond the control of Seller or SYNGENTA, and, (2) Buyer and User assume the risk of any such use. To the extent permitted by applicable law, SYNGENTA MAKES NO WARRANTIES OF MERCHANTABILITY OR OF FITNESS FOR A PARTICULAR PURPOSE NOR ANY OTHER EXPRESS OR IMPLIED WARRANTY EXCEPT AS WARRANTED BY THIS LABEL.

To the extent permitted by applicable law, in no event shall SYNGENTA be liable for any incidental, consequential or special damages resulting from the use or handling of

this product. **TO THE EXTENT PERMITTED BY APPLICABLE LAW, THE EXCLUSIVE REMEDY OF THE USER OR BUYER, AND THE EXCLUSIVE LIABILITY OF SYNGENTA AND SELLER FOR ANY AND ALL CLAIMS, LOSSES, INJURIES OR DAMAGES (INCLUDING CLAIMS BASED ON BREACH OF WARRANTY, CONTRACT, NEGLIGENCE, TORT, STRICT LIABILITY OR OTHERWISE) RESULTING FROM THE USE OR HANDLING OF THIS PRODUCT, SHALL BE THE RETURN OF THE PURCHASE PRICE OF THE PRODUCT OR, AT THE ELECTION OF SYNGENTA OR SELLER, THE REPLACEMENT OF THE PRODUCT.**

SYNGENTA and Seller offer this product, and Buyer and User accept it, subject to the foregoing Conditions of Sale and Limitation of Warranty and Liability, which may not be modified except by written agreement signed by a duly authorized representative of SYNGENTA.

DIRECTIONS FOR USE

RESTRICTED USE PESTICIDE

It is a violation of Federal law to use this product in a manner inconsistent with its labeling.

AGRICULTURAL USE REQUIREMENTS

Use this product only in accordance with its labeling and with the Worker Protection Standard, 40 CFR part 170. Refer to supplemental labeling under "Agricultural Use Requirements" in the Directions for Use section for information about this standard.

STORAGE AND DISPOSAL

Prohibitions

Do not contaminate water, food, or feed by storage and disposal.

Storage

Store in original containers only. Keep container closed when not in use. Do not store near food or feed. In case of spill or leak on floor or paved surfaces, soak up with sand, earth, or synthetic absorbent. Remove to chemical waste area. **DO NOT ALLOW PRODUCT TO FREEZE.**

Pesticide Disposal

Pesticide wastes are acutely hazardous. Improper disposal of excess pesticide, spray mixture, or rinsate is a violation of Federal law. If these wastes cannot be disposed of by use according to label instructions, contact your State Pesticide or Environmental Control Agency, or the Hazardous Waste Representative at the nearest EPA Regional Office for guidance.

Bulk and Mini-Bulk Container Disposal Handling

~~Reseal container and offer for reconditioning, or triple rinse (or equivalent) and offer for recycling or reconditioning, or clean in accordance with manufacturer's instructions.~~


Container Precautions

~~Before refilling, RETURNABLE CONTAINER, inspect thoroughly for damage such as cracks, punctures, bulges, dents, abrasions, and damaged or worn threads on closure devices.~~

Refillable container. Refill this container with pesticide only with Warrior II with Zeon Technology. Do not reuse this container for any other purpose. Cleaning the container before final disposal is the responsibility of the person disposing of the container. Cleaning before refilling is the responsibility of the person refilling. To clean container before final disposal, empty the remaining contents from this container into application equipment or mix tank. Fill the container about 10 percent full with water. Agitate vigorously or recirculate water with the pump for 2 minutes. Pour or pump rinsate into application equipment or rinsate collection system. Repeat this rinsing procedure two more times. Then offer for recycling if available or puncture and dispose of in a sanitary landfill, or by incineration, or, if allowed by state and local authorities, by burning. If burned, stay out of smoke. The contents of returnable containers cannot be completely removed by cleaning. Refilling with materials other than Warrior II with Zeon Technology will result in contamination and may weaken container. After filling and before transporting, check for leaks. Do not refill or transport damaged or leaking container.

CONTAINER IS NOT SAFE FOR FOOD, FEED, OR DRINKING WATER!

Refer to Chemigation directions in booklet.

Warrior II with Zeon Technology, the Syngenta logo and the CP FRAME  are trademarks of a Syngenta Group Company
©2009 Syngenta

Manufactured for:
Syngenta Crop Protection, Inc.
P.O. Box 18300
Greensboro, North Carolina 27419-8300

SCP 1295A-M(9-23-08) (15 gal., 120 gal., bulk)

Warrior II 1295A-M(9-23-08) PRN2007-4 NOTIF-JUN2009 – pl – 6/19/09