

100-1278

11/27/2009

1 of 25



UNITED STATES ENVIRONMENTAL PROTECTION AGENCY  
WASHINGTON, D.C. 20460

OFFICE OF  
PREVENTION, PESTICIDES AND  
TOXIC SUBSTANCES

Ms Pat Dinnen  
Syngenta Crop Protection  
P.O. BOX 18300  
Greensboro, NC 27419

NOV 27 2009

Subject: Label Notification(s) for Pesticide Registration Notice 2007-4

Dear Registrant:

The Agency is in receipt of your Application(s) for Pesticide Notification under Pesticide Registration Notice (PRN) 2007-4 dated September 15, 2009 for:

**EPA Registration 100-1278      Revus TOP™**

The Registration Division (RD) has conducted a review of this request for applicability under PRN 2007-4 and finds that the label change(s) requested falls within the scope of PRN-2007-4. The label has been date-stamped "Notification" and will be placed in our records.

Please be reminded that 40 CFR Part 156.140(a)(4) requires that a batch code, lot number, or other code identifying the batch of the pesticide distributed and sold be placed on nonrefillable containers. The code may appear either on the label (and can be added by non-notification/PR Notice 98-10) or durably marked on the container itself.

If you have any questions, please contact me directly at 703-305-6249 or Banza Djapao of my staff at 703-305-7269.

Sincerely,

A handwritten signature in black ink, appearing to read "Linda Arrington".

Linda Arrington  
Notifications & Minor Formulations Team Leader  
Registration Division (7505P)  
Office of Pesticide Programs



# Certification with Respect to Label Integrity

Version: 9/11/02

I certify that the information (including, but not limited to, text, tables, and graphics) contained in the electronic file identified below by file name and submitted with this certification is the same information as that on the paper copies of these documents included with this submission.

PROPOSED LABEL		
EPA Registration #	Date Submitted to EPA	Electronic file name
100-1278	9/15/2009	000100-01278.20090915.REV-TOP_PRN2007-4_SEP2009.pdf

I certify that the statements that I have made on this form are true, accurate, and complete. I acknowledge that any knowingly false or misleading statements may be punishable by fine or imprisonment or both under applicable law.

*Pat Dinnen*

Signature

September 15, 2009

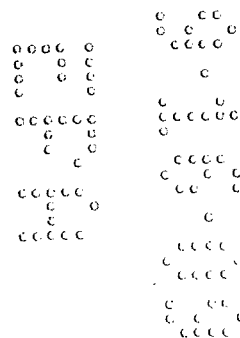
Date

Pat Dinnen

Name (typed)

Label Group Leader

Title



Syngenta Crop Protection, Inc.  
P.O. Box 18300  
Greensboro, NC 27419-8300  
www.syngenta.com



**FedEx**

September 15, 2009

Document Processing Desk (NOTIF)  
Office of Pesticide Programs (7504P)  
U.S. Environmental Protection Agency  
Room S-4900, One Potomac Yard  
2777 South Crystal Drive  
Arlington, VA 22202-4501

Attention: Ms. Linda Arrington

**SUBJECT: REVUS TOP™  
EPA REG. NO. 100-1278  
NOTIFICATION OF LABEL CHANGE PER PR NOTICE 2007-4**

Syngenta Crop Protection, Inc. is submitting Notification for Revus Top, EPA Reg. No. 100-1278. Syngenta is amending the Storage and Disposal section of the label by Notification according to the directions stated in PR Notice 2007-4.

Attached are:


- One copy of the label with the changes clearly marked
- One unmarked copy of the label
- A CD of the unmarked copy of the label for "Electronic Comparison and Review"
- Certificate with Respect to Label Integrity Form
- Completed EPA Form 8570-1

Thank you in advance for approving this Notification. If you have any questions, please contact me at 336-632-2494.

Sincerely,

Pat Dinnen  
Label Group Leader  
Regulatory Affairs

Enclosures



5 of 25

Group	3	40	Fungicides
-------	---	----	------------

**NOTIFICATION**

**NOV 27 2009**

**Revus Top™**

**Fungicide**

For control of certain diseases in fruiting vegetables, potatoes, tomatoes, and tuberous and corm vegetables

**Active Ingredients:**

Mandipropamid (CAS No. 374726-62-2).....	21.9%
Difenoconazole (CAS No.119446-68-3).....	21.9%
<b>Other Ingredients:</b>	<b>56.2%</b>
<b>Total:</b>	<b>100.0%</b>

Contains 2.08 pounds of mandipropamid active ingredient and 2.08 pounds of difenoconazole active ingredient per gallon

**KEEP OUT OF REACH OF CHILDREN.**


**CAUTION**

See additional precautionary statements and directions for use inside booklet.

EPA Reg. 100-1278

EPA Est.

2.5 gallons  
Net Contents



00f25

<b>FIRST AID</b>	
<b>If swallowed</b>	<ul style="list-style-type: none"> <li>• Call a poison control center or doctor immediately for treatment advice.</li> <li>• Have person sip a glass of water if able to swallow.</li> <li>• Do not induce vomiting unless told to by a poison control center or doctor.</li> <li>• Do not give anything to an unconscious person.</li> </ul>
Have the product container or label with you when calling a poison control center or doctor, or going for treatment.	
<b>HOT LINE NUMBER</b> For 24-Hour Medical Emergency Assistance (Human or Animal) Or Chemical Emergency Assistance (Spill, Leak, Fire or Accident) Call <b>1-800-888-8372</b>	

---

**PRECAUTIONARY STATEMENTS**

---

**Hazards to Humans and Domestic Animals****CAUTION**

Harmful if swallowed. Wash thoroughly with soap and water after handling and before eating, drinking, chewing gum, or using tobacco.

**Personal Protective Equipment (PPE)****Applicators and other handlers must wear:**

- Long-sleeved shirt and long pants
- Shoes plus socks
- Chemical-resistant gloves made of any waterproof materials such as polyvinyl chloride, nitrile rubber or butyl rubber.

Follow manufacturer's instructions for cleaning/maintaining PPE. If no such instructions for washables, use detergent and hot water. Keep and wash PPE separately from other laundry.

**Engineering Control Statements**

When handlers use closed systems, enclosed cabs, or aircraft in a manner that meets the requirements listed in the Worker Protection Standard (WPS) for agricultural pesticides [40 CFR 170.240(d)(4-6)], the handler PPE requirements may be reduced or modified as specified in the WPS.

**User Safety Recommendations****Users should:**

- Wash hands before eating, drinking, chewing gum, using tobacco, or using the toilet.
- Remove clothing immediately if pesticide gets inside. Then wash thoroughly and put on clean clothing.

**Environmental Hazards**

This pesticide is toxic to fish, mammals, and aquatic invertebrates. Drift and runoff may be hazardous to aquatic **estuarine/marine** organisms in water adjacent to treated area. Do not apply directly to water, areas where surface water is present, or intertidal areas below the mean high water mark. Do not contaminate water when disposing of equipment washwater or rinsate.

This product may contaminate water through drift or spray in wind. This product has a potential for runoff for several months or more after application. Poorly draining soils and soils with shallow water tables are more prone to produce runoff that contains this product. A level, well maintained vegetative buffer strip between areas to which this product is applied and surface water features such as ponds, streams, and springs will reduce the potential for contamination of water from rainfall-runoff. Runoff of this product will be reduced by avoiding applications when rainfall is forecasted to occur within 48 hours. Sound erosion control practices will reduce this products' potential to reach surface water.

Do not discharge effluent containing this product into lakes, streams, ponds, estuaries, oceans, or other waters unless in accordance with the requirements of a National Pollutant Discharge Elimination System (NPDES) permit and the permitting authority has been notified in writing prior to discharge. Do not discharge effluent containing this product to sewer systems without previously notifying the local sewage treatment plant authority. For guidance, contact your State Water Board or regional office of the EPA.

---

**CONDITIONS OF SALE AND LIMITATION OF WARRANTY AND LIABILITY**

---

**NOTICE:** Read the entire Directions for Use and Conditions of Sale and Limitation of Warranty and Liability before buying or using this product. If the terms are not acceptable, return the product at once, unopened, and the purchase price will be refunded.

The Directions for Use of this product must be followed carefully. It is impossible to eliminate all risks inherently associated with the use of this product. Crop injury, ineffectiveness or other unintended consequences may result because of such factors as manner of use or application, weather or crop conditions, presence of other materials or other influencing factors in the use of the product, which are beyond the control of SYNGENTA CROP PROTECTION, INC. or Seller. To the extent permitted by applicable law, Buyer and User agree to hold SYNGENTA and Seller harmless for any claims relating to such factors.

SYNGENTA warrants that this product conforms to the chemical description on the label and is reasonably fit for the purposes stated in the Directions for Use, subject to the inherent risks referred to above, when used in accordance with directions under normal use conditions. To the extent permitted by applicable law: (1) this warranty does not extend to the use of this product contrary to label instructions or under conditions not reasonably foreseeable to or beyond the control of Seller or SYNGENTA, and, (2) Buyer and User assume the risk of any such use. **TO THE EXTENT PERMITTED BY APPLICABLE LAW, SYNGENTA MAKES NO WARRANTIES OF MERCHANTABILITY OR OF FITNESS FOR A PARTICULAR PURPOSE NOR ANY OTHER EXPRESS OR IMPLIED WARRANTY EXCEPT AS WARRANTED BY THIS LABEL.**

To the extent permitted by applicable law, in no event shall SYNGENTA be liable for any incidental, consequential or special damages resulting from the use or handling of this product. **TO THE EXTENT PERMITTED BY APPLICABLE LAW, THE EXCLUSIVE REMEDY OF THE USER OR BUYER, AND THE EXCLUSIVE LIABILITY OF SYNGENTA AND SELLER FOR ANY AND ALL CLAIMS, LOSSES, INJURIES OR DAMAGES (INCLUDING CLAIMS BASED ON BREACH OF WARRANTY, CONTRACT, NEGLIGENCE, TORT, STRICT LIABILITY OR OTHERWISE) RESULTING FROM THE USE OR HANDLING OF THIS PRODUCT, SHALL BE THE RETURN OF THE PURCHASE PRICE OF THE PRODUCT OR, AT THE ELECTION OF SYNGENTA OR SELLER, THE REPLACEMENT OF THE PRODUCT.**

SYNGENTA and Seller offer this product, and Buyer and User accept it, subject to the foregoing Conditions of Sale and Limitation of Warranty and Liability, which may not be modified except by written agreement signed by a duly authorized representative of SYNGENTA.



## DIRECTIONS FOR USE

It is a violation of federal law to use this product in a manner inconsistent with its labeling.

Do not apply this product in a way that will contact workers or other persons, either directly or through drift. Only protected handlers may be in the area during application. For any requirements specific to your State or Tribe, consult the agency responsible for pesticide regulation.

### AGRICULTURAL USE REQUIREMENTS

Use this product only in accordance with its labeling and with the Worker Protection Standard, 40 CFR Part 170. This Standard contains requirements for the protection of agricultural workers on farms, forests, nurseries, and greenhouses, and handlers of agricultural pesticides. It contains requirements for training, decontamination, notification, and emergency assistance. It also contains specific instructions and exceptions pertaining to the statements on this label about personal protective equipment (PPE) and restricted-entry interval. The requirements in this box only apply to uses of this product that are covered by the Worker Protection Standard.

**Do not enter or allow worker entry into treated areas during the restricted-entry interval (REI) of 12 hours.**

PPE required for early entry to treated areas that is permitted under the Worker Protection Standard and that involves contact with anything that has been treated, such as plants, soil, or water is:

- Coveralls
- Chemical-resistant gloves made of any waterproof materials such as polyvinyl chloride, nitrile rubber or butyl rubber.
- Shoes plus socks

---

### GENERAL USE PRECAUTIONS

---

**FAILURE TO FOLLOW DIRECTIONS AND PRECAUTIONS ON THIS LABEL MAY RESULT IN CROP INJURY, POOR DISEASE CONTROL, AND/OR ILLEGAL RESIDUES.**

---

### GENERAL INFORMATION

---

Revus Top is a broad spectrum product containing two fungicides. It has preventative, systemic and curative properties and is recommended for the control of many important plant diseases. Revus Top provides excellent disease control of many leaf spots, powdery mildews, and downy mildews. Revus Top is applied as a foliar spray and can be used in block, alternating spray, or tank mix programs with other crop protection products. All applications must be made according to the use directions that follow.

100425

---

**GENERAL USE INSTRUCTIONS**

---

**Application:** Thorough coverage is necessary to provide good disease control. Mix only the amount of spray solution needed for immediate application. Avoid spray overlap, as crop injury may occur.

**Adjuvants:** A spreading/penetrating type adjuvant such as a non-ionic surfactant, crop oil concentrate, or blend is recommended at the manufacturer's recommended rates. When an adjuvant is to be used with this product, SYNGENTA recommends the use of a Chemical Producers and Distributors Association certified adjuvant.

**Efficacy:** Under certain conditions conducive to extended infection periods, use another registered fungicide for additional applications if maximum amount of Revus Top has been used. If fungal isolates that are resistant to Group 3 or Group 40 fungicides are present, efficacy may be reduced for certain diseases. The higher rates in the rate range and/or shorter spray intervals may be required under conditions of heavy infection pressure, highly susceptible varieties, or when environmental conditions conducive to disease exist.

**Integrated Pest Management (IPM):** Revus Top should be integrated into an overall disease and pest management strategy whenever the use of a fungicide is required. Cultural practices known to reduce disease development should be followed. Consult your local agricultural authorities for additional IPM strategies established for your area. Revus Top may be used in State Agricultural Extension advisory (disease forecasting) programs which recommend application timing based on environmental factors favorable for disease development.

**Resistance Management:**



Revus Top contains two fungicides - mandipropamid, a Carboxylic Acid Amide (CAA) fungicide in Group 40 and difenoconazole, a triazole fungicide in Group 3. Fungal pathogens can develop resistance to products with the same mode of action when used repeatedly. Because resistance development cannot be predicted, use of this product should conform to resistance management strategies established for the crop and use area. Consult your local or State agricultural authorities for resistance management strategies that are complementary to those in this label. Resistance management strategies may include rotating and/or tank mixing with products having different modes of action or limiting the total number of applications per season. SYNGENTA encourages responsible resistance management to ensure effective long-term control of the fungal diseases on this label. Revus Top must not be alternated or tank mixed with any fungicide to which resistance has already developed.

As part of a resistance management strategy:

- Apply a maximum of 4 sprays during one crop cycle
- Apply no more than 2 sequential applications unless otherwise stated in the crop section.

- When tank mixing or alternating, use an effective partner – one that provides satisfactory disease control when used alone at the mixture rate.
- Do not use Revus Top for transplant production.

**Rotational Crops:** To avoid possible illegal residues, do not plant any other crop within 8 months of a Revus Top application to the preceding crop unless the crop appears on this label. Fruiting vegetables, potatoes and all vegetables in tuberous and corm subgroup may be planted within 0 days of a Revus Top application. Cereals (wheat, barley, triticale), sweet corn, cotton, canola, pome fruit, and sugar beet may be planted within 30 days of a Revus Top application.

**Crop Tolerance:** Plant tolerance has been found acceptable for all crops on the label, however, not all possible tank mix combinations have been tested under all conditions. When possible, it is recommended to test the combinations on a small portion of the crop to ensure a phytotoxic response will not occur as a result of application.

**Spray Drift Management:** To avoid spray drift, do not apply when conditions favor drift beyond the target area. The interaction of many equipment and weather related factors determine the potential for spray drift. AVOIDING SPRAY DRIFT AT THE APPLICATION SITE IS THE RESPONSIBILITY OF THE APPLICATOR AND THE GROWER. More information on managing spray drift can be found on the SYNGENTA CROP PROTECTION website under Stewardship ([http://syngentacropprotection-us.com/enviro/driftmanagement/index.asp?nav=drift\\_management](http://syngentacropprotection-us.com/enviro/driftmanagement/index.asp?nav=drift_management)).

---

## MIXING AND APPLICATION METHODS

---

### Spray Equipment

#### Nozzles

- Equip sprayers with nozzles that provide accurate and uniform application.
- Nozzles should be the same size and uniformly spaced across the boom.
- Calibrate sprayer before use.
- It is suggested that screens be used to protect the pump and to prevent nozzles from clogging.
- Screens placed on suction side of pump should be *16-mesh or coarser*.
- Do not place a screen in the recirculation line.
- Use 50-mesh or coarser screens between the pump and boom, and where required, at the nozzles.
- Check nozzle manufacturer's recommendations.

#### Pump

- Use a pump with capacity to:
  - (1) maintain 35-40 psi at nozzles
  - (2) provide sufficient agitation in tank to keep mixture in suspension - this requires recirculation of 10% of tank volume per minute.
- Use a jet agitator or liquid sparge tube for agitation.
- Do not air sparge.

For more information on spray equipment and calibration, consult sprayer manufacturers and state recommendations. For specific local directions and spray schedules, consult the current state agricultural recommendations.

#### Mixing Instructions

- Prepare no more spray mixture than is required for the immediate operation.
- Thoroughly clean spray equipment before using this product.
- Agitate the spray solution before and during application.
- Rinse spray tank thoroughly with clean water after each day's use and dispose of pesticide rinsate by application to an already treated area.
- Do not allow spray mixture to stand overnight or for prolonged periods of time (more than 3 hours) without agitation.

#### Revus Top Alone (no tank mix):

- Add ½-¾ of the required amount of water to the spray or mixing tank.
- With the agitator running, add Revus Top to the tank.
- Continue agitation while adding the remainder of the water.
- Begin application of the spray solution after Revus Top has completely dispersed into the mix water.
- Maintain agitation until all of the mixture has been sprayed.

**Revus Top + Tank Mixtures:** Revus Top is usually compatible with all tank-mix partners. To determine the physical compatibility of Revus Top with other products, use a jar test. Using a quart jar, add the proportionate amounts of the products to 1 qt. of water. Add wettable powders and water dispersible granular products first, then liquid flowables, and emulsifiable concentrates last. After thoroughly mixing, let stand for at least 5 minutes. If the combination remains mixed or can be remixed readily, it is physically compatible. Once compatibility has been proven, use the same procedure for adding required ingredients to the spray tank.

**It is important to mix only the amount of product that can be sprayed immediately. Continuous agitation is recommended. If circumstances cause a delay of more than 3 hours, the product(s) may settle and be difficult to re-suspend. If this occurs, good agitation is required for a minimum of 15 minutes before and during spray operation.**

#### Mixing in the Spray Tank

- Add ½-¾ of the required amount of water to the spray or mixing tank.
- With the agitator running, add the tank mix partner(s) into the tank in the same order as described above.

- Allow the material to completely dissolve and disperse into the mix water. Continue agitation while adding the remainder of the water and Revus Top to the spray tank.
- Allow Revus Top to completely disperse.
- Spray the mixture with the agitator running.

### **Application Instructions**

Revus Top may be applied with all types of spray equipment commonly used for making ground and aerial applications. Proper adjustments and calibration of spraying equipment to give good canopy penetration and coverage is essential for good disease control.

#### **Ground Application:**

- Apply in a minimum of 10 gals. of water per acre, unless specified otherwise.
- Do not apply through any ultra-low volume (ULV) spray system.
- Thorough coverage is necessary to provide good disease control.

#### **Aerial Application:**

- Use only on crops where aerial applications are indicated.
- Thorough coverage is necessary to provide good disease control.
- Apply in a minimum of 5 gallons of water per acre unless specified otherwise.
- Avoid application under conditions when uniform coverage cannot be obtained or when excessive spray drift may occur.
- Do not apply directly to humans or animals.
- Do not apply through any ultra-low volume (ULV) spray system.

#### **Application Through Irrigation Systems (Chemigation) –**

- Use only on crops for which chemigation is specified on this label.
- Apply this product only through center pivot, solid set, hand move, or moving wheel irrigation systems. Do not apply this product through any other type of irrigation system.
- Crop injury, lack of effectiveness, or illegal pesticide residues in the crop can result from non-uniform distribution of treated water.
- Apply Revus Top use rates in 0.1 – 0.25 inches/acre. Excessive water may reduce efficacy.
- If you have questions about calibration, you should contact State Extension Service specialists, equipment manufacturers, or other experts.
- Do not connect an irrigation system (including greenhouse systems) used for pesticide application to a public water system, unless the pesticide label-prescribed safety devices for public water systems are in place.
- A person knowledgeable of the chemigation system and responsible for its operation, or under the supervision of the responsible person, shall shut the system down and make necessary adjustments should the need arise.

#### **Operating Instructions**

1. The system must contain a functional check-valve, vacuum relief valve, and low pressure drain appropriately located on the irrigation pipeline to prevent water-source contamination from backflow.
2. The pesticide injection pipeline must contain a functional, automatic, quick-closing check-valve to prevent the flow of fluid back toward the injection pump.

3. The pesticide injection pipeline must also contain a functional, normally closed, solenoid-operated valve located on the intake side of the injection pump and connected to the system interlock to prevent fluid from being withdrawn from the supply tank when the irrigation system is either automatically or manually shut down.
4. The system must contain functional interlocking controls to automatically shut off the pesticide injection pump when the water pump motor stops.
5. The irrigation line or water pump must include a functional pressure switch which will stop the water pump motor when the water pressure decreases to the point where pesticide distribution is adversely affected.
6. Systems must use a metering pump, such as a positive displacement injection pump (e.g., diaphragm pump), effectively designed and constructed of materials that are compatible with pesticides and capable of being fitted with a system interlock.
7. Do not apply when wind speed favors drift beyond the area intended.

#### **Center Pivot Irrigation Equipment**

**Notes:** (1) Use only with drive systems which provide uniform water distribution. (2) Do not use end guns when chemigating Revus Top through center pivot systems because of non-uniform application.

- Determine the size of the area to be treated.
- Determine the time required to apply 1/8-1/2 inch of water over the area to be treated when the system and injection equipment are operated at normal pressures as recommended by the equipment manufacturer. When applying Revus Top through irrigation equipment use the lowest obtainable water volume while maintaining uniform distribution. Run the system at 80-95% of the manufacturer's rated capacity.
- Using water, determine the injection pump output when operated at normal line pressure.
- Determine the amount of Revus Top required to treat the area covered by the irrigation system.
- Add the required amount of Revus Top and sufficient water to meet the injection time requirements to the solution tank.
- Make sure the system is fully charged with water before starting injection of the Revus Top solution. Time the injection to last at least as long as it takes to bring the system to full pressure.
- Maintain constant solution tank agitation during the injection period.
- Continue to operate the system until the Revus Top solution has cleared the sprinkler head.

**Solid Set, Hand Move, and Moving Wheel Irrigation Equipment**

- Determine the acreage covered by the sprinklers.
- Fill injector solution tank with water and adjust flow rate to use the contents over a 20 to 30-minute interval. When applying Revus Top through irrigation equipment use the lowest obtainable water volume while maintaining uniform distribution.
- Determine the amount of Revus Top required to treat the area covered by the irrigation system.
- Add the required amount of Revus Top into the same quantity of water used to calibrate the injection period.
- Operate the system at the same pressure and time interval established during the calibration.
- Stop injection equipment after treatment is completed. Continue to operate the system until the Revus Top solution has cleared the last sprinkler head.

---

**SPECIFIC INSTRUCTIONS FOR PUBLIC WATER SYSTEMS**

---

1. Public water system means a system for the provision to the public of piped water for human consumption if such system has at least 15 service connections or regularly serves an average of at least 25 individuals daily at least 60 days out of the year.
2. Chemigation systems connected to public water systems must contain a functional, reduced-pressure zone, back-flow preventer (RPZ) or the functional equivalent in the water supply line upstream from the point of pesticide introduction. As an option to the RPZ, the water from the public water system should be discharged into a reservoir tank prior to pesticide introduction. There shall be a complete physical break (air gap) between the outlet end of the fill pipe and the top or overflow rim of the reservoir tank of at least twice the inside diameter of the fill pipe.
3. The pesticide injection pipeline must contain a functional, automatic, quick-closing check valve to prevent the flow of fluid back toward the injection pump.
4. The pesticide injection pipeline must contain a functional, normally closed, solenoid-operated valve located on the intake side of the injection pump and connected to the system interlock to prevent fluid from being withdrawn from the supply tank when the irrigation system is either automatically or manually shut down.
5. The system must contain functional interlocking controls to automatically shut off the pesticide injection pump when the water pump motor stops, or in cases where there is no water pump, when the water pressure decreases to the point where pesticide distribution is adversely affected.

6. Systems must use a metering pump, such as a positive displacement injection pump (e.g., diaphragm pump) effectively designed and constructed of materials that are compatible with pesticides and capable of being fitted with a system interlock.
7. Do not apply when wind speed favors drift beyond the area intended for treatment.



**SPECIFIC DIRECTIONS FOR USE**

Crop	Disease	Rate fl. oz./Acre	Remarks
<p><b>Peppers and other Fruiting Vegetables:</b></p> <p>Peppers                      Bell pepper                      Non-bell pepper                      Sweet non-bell</p> <p><i>Eggplant</i>  <i>Okra</i>  <i>Groundcherry</i>  <i>Pepino</i></p> <p>See TOMATOES section for specific directions.</p>	<p>Anthracnose  <i>Colletotrichum spp.</i>                      Cercospora leafspot  <i>(C. capsici)</i>                      Downy mildew  <i>(Peronospora tabacina)</i>                      Gray leafspot  <i>(Stemphyllium solani)</i>                      Powdery mildew  <i>(Oidiopsis sicula)</i></p>	<p>5.5 - 7.0</p>	<p>Begin applications prior to disease development and continue throughout the season on a 7-10 day interval. Make no more than 2 consecutive applications before switching to another effective fungicide with a different mode of action. Use the shorter interval and/or higher rates under high pressure or when conditions are conducive to disease.</p> <p>The addition of a spreading/penetrating type adjuvant such as a non-ionic surfactant or crop oil concentrate or blend is recommended.</p>

**Application:** For best results, use sufficient water volume to provide thorough coverage. Revus Top may be applied by ground, chemigation, or aerial application.

**Specific Use Restrictions:**

- Do not apply more than 28 fl oz/A/season of Revus Top.
- Do not apply within 1 day of harvest (1 day PHI).
- Do not apply more than 0.52 lb ai/A/season of mandipropamid containing products.
- Do not apply more than 0.46 lb ai/A/season of difenoconazole containing products.

Crop	Disease	Rate fl. oz./Acre	Remarks
Potatoes	Black dot <i>(Colletotrichum coccodes)</i> Brown spot <i>(Alternaria alternata)</i> Early blight <i>(Alternaria solani)</i> Late blight <i>(Phytophthora infestans)</i> Powdery mildew <i>(Erysiphe cichoracearum)</i> Septoria leafspot <i>(S. lycopersici)</i>	5.5 - 7.0	Begin applications prior to disease development and continue throughout the season on a 7-10 day interval. Make no more than 2 consecutive applications before switching to another effective fungicide with a different mode of action. Use the shorter interval and/or higher rates under high pressure or when conditions are conducive to disease.  The addition of a spreading/penetrating type adjuvant such as a non-ionic surfactant or crop oil concentrate or blend is recommended when applying by ground or air.

**Application:** For best results, use sufficient water volume to provide thorough coverage. Revus Top may be applied by ground, chemigation, or aerial application.

**Specific Use Restrictions:**

- Do not apply more than 28 fl oz/A/season of Revus Top.
- Do not apply within 14 days of harvest (14 day PHI).
- Do not apply more than 0.52 lb ai/A/season of mandipropamid containing products
- Do not apply more than 0.46 lb ai/A/season of difenoconazole containing products.

Crop	Disease	Rate fl. oz./Acre	Remarks
<b>Tomatoes</b> Tomatillo	Anthracnose ( <i>Colletotrichum</i> ) Black mold ( <i>A. alternata</i> ) Early blight ( <i>Alternaria solani</i> ) Gray leafspot ( <i>Stemphylium botryosum</i> ) Late blight ( <i>Phytophthora infestans</i> ) Leaf mold ( <i>Fulvia fulva</i> ) Powdery mildew ( <i>Leveillula taurica</i> ) Septoria leafspot ( <i>S. lycopersici</i> ) Target spot ( <i>Corynespora cassicola</i> spp.)	5.5 - 7	<p>Begin applications prior to disease development and continue throughout the season on a 7-10 day interval. Make no more than 2 consecutive applications before switching to another effective fungicide with a different mode of action. Use the shorter interval and/or higher rates under high pressure or when conditions are conducive to disease.</p> <p>The addition of a spreading/penetrating type adjuvant such as a non-ionic surfactant or crop oil concentrate or blend is recommended when applying by ground or air.</p>

**Application:** For best results, use sufficient water volume to provide thorough coverage. Revus Top may be applied by ground, chemigation, or aerial application.

**Specific Use Restrictions:**

- Do not apply more than 28 fl oz/A/season of Revus Top.
- Do not apply more than 0.52 lb ai/A/season of mandipropamid containing products.
- Do not apply more than 0.46 lb ai/A/season of difenoconazole containing products.
- Do not apply within 1 day of harvest (1 day PHI).
- Do not use on varieties in which the mature tomatoes will be less than 2 inches (such as cherry tomatoes).

Crop	Disease	Rate fl. oz./Acre	Remarks
<p><b>Vegetables, tuberous and corm, subgroup</b></p> <p><i>For listing of crops in this group, see * below.</i></p> <p><i>See POTATOES for specific use directions.</i></p>	<p>Black dot (<i>Colletotrichum coccodes</i>)</p> <p>Brown spot (<i>Alternaria alternata</i>)</p> <p>Early blight (<i>Alternaria spp.</i>)</p> <p>Late blight (<i>Phytophthora infestans</i>)</p> <p>Powdery mildew (<i>Erysiphe cichoracearum</i>)</p> <p>Septoria leafspot (<i>Septoria spp.</i>)</p>	5.5 - 7.0	<p>Begin applications prior to disease development and continue throughout the season on a 7-10 day interval. Make no more than 2 consecutive applications before switching to another effective fungicide with a different mode of action. Use the shorter interval and/or higher rates under high pressure or when conditions are conducive to disease.</p> <p>The addition of a spreading/penetrating type adjuvant such as a non-ionic surfactant or crop oil concentrate or blend is recommended when applying by ground or air.</p>

\*Arracacha, Arrowroot, Artichoke (Chinese and Jerusalem), Burdock, Canna, Cassava (bitter and sweet), Chayote (root), Chufa, Dasheen (Taro), Ginger, Leren, Sweet Potato, Tanier, Tumeric, Yam (bean and true).

**Application:** For best results, use sufficient water volume to provide thorough coverage. Revus Top may be applied by ground, chemigation, or aerial application.

**Specific Use Restrictions:**

- Do not apply more than 28 fl oz/A/season of Revus Top.
- Do not apply within 14 days of harvest (14 day PHI).
- Do not apply more than 0.52 lb ai/A/season of mandipropamid containing products. .
- Do not apply more than 0.46 lb ai/A/season of difenoconazole containing products.

**Product Conversion Table**

Oz Product/Acre	Lb A.I. Mandipropamid	Lb A.I. Difenconazole
5.5	0.09	0.09
6.0	0.10	0.10
6.5	0.11	0.11
7.0	0.12	0.12

**STORAGE AND DISPOSAL**

Do not contaminate water, food, or feed by storage or disposal.

**Pesticide Storage**

Store in original container only. Store in a cool, dry and well-ventilated place. Protect from excessive heat. Keep container closed when not in use. Do not store near food or feed.


**Pesticide Disposal**

Pesticide wastes may be toxic. Improper disposal of unused pesticide, spray mixture, or rinse water is a violation of federal law. If these wastes cannot be used according to label instructions, contact your State Pesticide or Environmental Control Agency, or the Hazardous Waste representative at the nearest EPA Regional Office for guidance in proper disposal methods.

**Container Handling**


Non-refillable container. Do not reuse or refill this container. Offer for recycling if available. Triple rinse container (or equivalent) promptly after emptying. Triple rinse as follows: Empty the remaining contents into application equipment or a mix tank and drain for 10 seconds after the flow begins to drip. Fill the container ¼ full with water and recap. Shake for 10 seconds. Pour rinsate into application equipment or a mix tank or store rinsate for later use and disposal. Drain for 10 seconds after the flow begins to drip. Repeat this procedure two more times. Then offer for recycling if available or puncture and dispose of in a sanitary landfill, by incineration, or, if allowed by state and local authorities, by burning. If burned, stay out of smoke.

**CONTAINER IS NOT SAFE FOR FOOD, FEED, OR DRINKING WATER.**

Revus Top™, the Syngenta logo, and the CP FRAME  are trademarks of a Syngenta Group Company

©200\_ Syngenta

For non-emergency (e.g., current product information), call  
Syngenta Crop Protection at 1-800-334-9481.



Manufactured for:  
Syngenta Crop Protection, Inc.  
P.O. Box 18300  
Greensboro, North Carolina 27419-8300  
[www.syngenta-us.com](http://www.syngenta-us.com)

230 of 25

Container Label



**Revus Top™**

**Fungicide**

For control of certain diseases in fruiting vegetables, potatoes, tomatoes, and tuberous and corm vegetables

Active Ingredients:

Mandipropamid (CAS No. 374726-62-2).....	21.9%
Difenoconazole (CAS No.119446-68-3).....	21.9%
Other Ingredients:	56.2%
<b>Total:</b>	<b>100.0%</b>

Contains 2.08 lbs. of mandipropamid active ingredient and 2.08 lbs of difenoconazole active ingredient per gallon

**KEEP OUT OF REACH OF CHILDREN.**

**CAUTION**

See additional precautionary statements and directions for use inside booklet.

**AGRICULTURAL USE REQUIREMENTS**

Use this product only in accordance with its labeling and with the Worker Protection Standard, 40 CFR part 170. Refer to supplemental labeling under "Agricultural Use Requirements" in the Directions for Use section for information about this standard.

EPA Reg. 100-1278

EPA Est.

2.5 gallons  
Net Contents

<b>FIRST AID</b>	
<b>If swallowed</b>	<ul style="list-style-type: none"> <li>• Call a poison control center or doctor immediately for treatment advice.</li> <li>• Have person sip a glass of water if able to swallow.</li> <li>• Do not induce vomiting unless told to by a poison control center or doctor.</li> <li>• Do not give anything to an unconscious person.</li> </ul>
Have the product container or label with you when calling a poison control center or doctor, or going for treatment.	
<b>HOT LINE NUMBER</b> For 24-Hour Medical Emergency Assistance (Human or Animal) Or Chemical Emergency Assistance (Spill, Leak, Fire or Accident) Call <b>1-800-888-8372</b>	

---

## **PRECAUTIONARY STATEMENTS**

---

### **Hazards to Humans and Domestic Animals**

#### **CAUTION**

Harmful if swallowed. Wash thoroughly with soap and water after handling and before eating, drinking, chewing gum, or using tobacco.

### **Environmental Hazards**

This pesticide is toxic to fish, mammals, and aquatic invertebrates. Drift and runoff may be hazardous to aquatic **estuarine/marine** organisms in water adjacent to treated area. Do not apply directly to water, areas where surface water is present, or intertidal areas below the mean high water mark. Do not contaminate water when disposing of equipment washwater or rinsate.

This product may contaminate water through drift or spray in wind. This product has a potential for runoff for several months or more after application. Poorly draining soils and soils with shallow water tables are more prone to produce runoff that contains this product. A level, well maintained vegetative buffer strip between areas to which this product is applied and surface water features such as ponds, streams, and springs will reduce the potential for contamination of water from rainfall-runoff. Runoff of this product will be reduced by avoiding applications when rainfall is forecasted to occur within 48 hours. Sound erosion control practices will reduce this products' potential to reach surface water.

Do not discharge effluent containing this product into lakes, streams, ponds, estuaries, oceans, or other waters unless in accordance with the requirements of a National Pollutant Discharge Elimination System (NPDES) permit and the permitting authority has been notified in writing prior to discharge. Do not discharge effluent containing this product to sewer systems without previously notifying the local sewage treatment plant authority. For guidance, contact your State Water Board or regional office of the EPA.



---

**STORAGE AND DISPOSAL**

---

Do not contaminate water, food, or feed by storage or disposal.

**Pesticide Storage**

Store in original container only. Store in a cool, dry and well-ventilated place. Protect from excessive heat. Keep container closed when not in use. Do not store near food or feed.

**Pesticide Disposal**

Pesticide wastes may be toxic. Improper disposal of unused pesticide, spray mixture, or rinse water is a violation of federal law. If these wastes cannot be used according to label instructions, contact your State Pesticide or Environmental Control Agency, or the Hazardous Waste representative at the nearest EPA Regional Office for guidance in proper disposal methods.

**Container Handling**

Non-refillable container. Do not reuse or refill this container. Offer for recycling if available. Triple rinse container (or equivalent) promptly after emptying. Triple rinse as follows: Empty the remaining contents into application equipment or a mix tank and drain for 10 seconds after the flow begins to drip. Fill the container ¼ full with water and recap. Shake for 10 seconds. Pour rinsate into application equipment or a mix tank or store rinsate for later use and disposal. Drain for 10 seconds after the flow begins to drip. Repeat this procedure two more times. Then offer for recycling if available or puncture and dispose of in a sanitary landfill, by incineration, or, if allowed by state and local authorities, by burning. If burned, stay out of smoke.

**CONTAINER IS NOT SAFE FOR FOOD, FEED, OR DRINKING WATER.**

---

Revus Top™ and the Syngenta logo are trademarks of a Syngenta Group Company

©200\_ Syngenta

Manufactured for:  
Syngenta Crop Protection, Inc.  
P.O. Box 18300  
Greensboro, North Carolina 27419-8300  
[www.syngenta-us.com](http://www.syngenta-us.com)

REV TOP 1278 MAS 0208 CLEAN – df  
REV TOP 1278 MAS 0208 PRN2007-4 NOTIF-SEP2009 CLEAN – pl – 9/15/09  
000100-01278.20090915.REV-TOP\_PRN2007-4\_SEP2009.pdf