

100-1274

10-04-2010

1/14



UNITED STATES ENVIRONMENTAL PROTECTION AGENCY  
WASHINGTON, D.C. 20460

OFFICE OF CHEMICAL SAFETY  
AND POLLUTION PREVENTION

Mr. Thomas Parshley  
Syngenta Crop Protection, Inc.  
P.O. Box 18300  
Greensboro, NC 27419

OCT - 4 2010

Subject: Label Notification(s) for Pesticide Registration Notice 98-10

Dear Mr. Parshley:

The Agency is in receipt of your Application(s) for Pesticide Notification under Pesticide Registration Notice (PRN) 98-10 dated May 18, 2010 for the following product(s):

**A14797 Insecticide**

**Reg. No. 100-1274**

The Registration Division (RD) has conducted a review of this request for applicability under PR Notice 98-10 and finds that the label change(s) requested falls within the scope of PRN 98-10. The label has been date-stamped "Notification" and will be placed in our records.

If you have any questions, please contact Linda A. DeLuise at 703-305-5428.

Sincerely,

A handwritten signature in black ink, appearing to read "Richard J. Gebken".

Richard J. Gebken  
Product Manager  
Insecticide Branch  
Registration Division (7504P)

Please read instructions on reverse before completing form.

 <b>United States</b> <b>Environmental Protection Agency</b> Washington, DC 20460	<input type="checkbox"/> Registration <input type="checkbox"/> Amendment <input checked="" type="checkbox"/> Other	OPP Identifier Number <hr/> Notification
--	--	---

**Application for Pesticide - Section I**

1. Company/Product Number 100-1274	2. EPA Product Manager Mark Suarez	3. Proposed Classification <input checked="" type="checkbox"/> None <input type="checkbox"/> Restricted
4. Company/Product (Name) A14797 Insecticide	PM# 13	
5. Name and Address of Applicant (Include ZIP Code) Syngenta Crop Protection, Inc. P. O. Box 18300 Greensboro, NC 27419  <input type="checkbox"/> Check if this is a new address		6. <b>Expedited Review.</b> In accordance with FIFRA Section 3(c)(3) (b)(i), my product is similar or identical in composition and labeling to:  <div style="text-align: center; font-weight: bold; font-size: 1.2em;">           NOTIFICATION            OCT - 4 2010         </div>

**Section - II**

<input type="checkbox"/> Amendment - Explain below.	<input type="checkbox"/> Final printed labels in response to Agency letter dated _____
<input type="checkbox"/> Resubmission in response to Agency letter dated _____	<input type="checkbox"/> "Me Too" Application.
<input checked="" type="checkbox"/> Notification - Explain below.	<input type="checkbox"/> Other - Explain below.

**Explanation:** Use additional page(s) if necessary. (For Section I and Section II.)  
 Notification of label change per June 4, 2009, letter from Environmental Protection Agency. This notification is consistent with the guidance in the June 4, 2009, letter and the requirements of EPA's regulations at 40 CFR part 156. No other changes have been made to the labeling or the Confidential Statement of Formula for this product. I understand that it is a violation of 18 U.S.C Sec. 1001 to willfully make any false statements to EPA. I further understand that if the amended label is not consistent with the requirements of 40 CFR part 156 this product may be in violation of FIFRA and I may be subject to enforcement action and penalties under sections 12 and 14 of FIFRA.

**Section - III**

<b>1. Material This Product Will Be Packaged In:</b>				<b>2. Type of Container</b>	
Child-Resistant Packaging <input type="checkbox"/> Yes* <input type="checkbox"/> No	Unit Packaging <input type="checkbox"/> Yes <input checked="" type="checkbox"/> No	Water Soluble Packaging <input type="checkbox"/> Yes <input checked="" type="checkbox"/> No		<input type="checkbox"/> Metal <input checked="" type="checkbox"/> Plastic <input type="checkbox"/> Glass <input type="checkbox"/> Paper <input type="checkbox"/> Other (Specify) _____	
<i>*Certification must be submitted</i>		If "Yes" Unit Packaging wgt.    No. per Container	If "Yes" Unit Packaging wgt.    No. per container		
<b>3. Location of Net Contents Information</b> <input checked="" type="checkbox"/> Label <input type="checkbox"/> Container		<b>4. Size(s) Retail Container</b> 1 gal.		<b>5. Location of Label Directions</b> <input checked="" type="checkbox"/> On Label <input type="checkbox"/> On Labeling accompanying product	
<b>6. Manner in Which Label is Affixed to Product</b>				<input type="checkbox"/> Lithograph <input checked="" type="checkbox"/> Other <u>Pressure Sensitive</u> <input type="checkbox"/> Paper glued <input type="checkbox"/> Stenciled	

**Section - IV**

<b>1. Contact Point (Complete items directly below for identification of individual to be contacted, if necessary, to process this application.)</b>		
Name Tom Parshley	Title Senior Regulatory Manager	Telephone No. (Include Area Code) 336-632-7207
<b>Certification</b> I certify that the statements I have made on this form and all attachments thereto are true, accurate and complete. I acknowledge that any knowingly false or misleading statement may be punishable by fine or imprisonment or both under applicable law.		<b>6. Date Application Received (Stamped)</b>  <div style="text-align: center;"> </div>
<b>2. Signature</b> 	<b>3. Title</b> Senior Regulatory Manager	
<b>4. Typed Name</b> Tom Parshley	<b>5. Date</b> May 18, 2010	

Syngenta Crop Protection, Inc.  
P.O. Box 18300  
Greensboro, NC 27419-8300  
www.syngenta.com



**FedEx**

May 18, 2010

Document Processing Desk (NOTIF-PYRETHROID)  
Office of Pesticide Programs (7504P)  
U.S. Environmental Protection Agency  
Room S-4900, One Potomac Yard  
2777 South Crystal Drive  
Arlington, VA 22202-4501

**SUBJECT: A14797 INSECTICIDE  
EPA REG. NO. 100-1274  
.....NOTIFICATION OF LABEL CHANGE PER JUNE 4, 2009, LETTER FROM ENVIRONMENTAL  
PROTECTION AGENCY**

Syngenta Crop Protection, Inc. is submitting Notification for A14797 Insecticide, EPA Reg. No. 100-1274. Syngenta is amending the Environmental Hazards and Directions for Use sections of the label by Notification according to the directions stated in the June 4, 2009, letter from EPA.

Attached are:

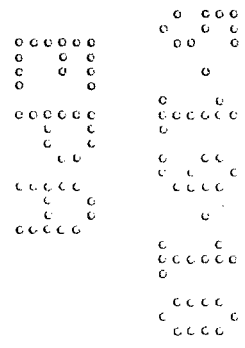
- One copy of the label with the changes clearly marked
- One unmarked copy of the label
- A CD of the unmarked copy of the label for Electronic Comparison and Review
- Completed EPA Form 8570-1.

Thank you in advance for approving this Notification. If you have any questions, please contact me at 336-632-7207.

Sincerely,

Tom Parshley  
Senior Regulatory Manager

Enclosures



4  
14

(Master label)

**A14797 Insecticide**

Active Ingredient:	
Lambda-cyhalothrin <sup>1</sup> .....	0.03%
Other Ingredients:	99.97%
Total:	100.00%

<sup>1</sup>CAS No.91465-08-6

**KEEP OUT OF REACH OF CHILDREN.**

**CAUTION**

See additional precautionary statements and directions for use in booklet.

EPA Reg. No. 100-1274

EPA Est. xxxxx

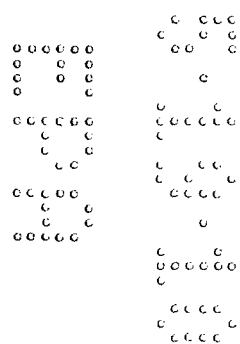
Product of xxxxx  
Formulated in xxxxx

SCP 1274A-M (Notif Pyrethroid Consumer)

Net Contents

**NOTIFICATION**

**OCT - 4 2010**



**PRECAUTIONARY STATEMENTS***(optional precautionary language and first aid statement)***Hazards to Humans and Domestic Animals****CAUTION**

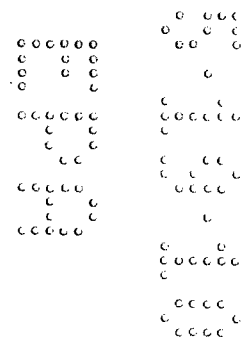
Avoid contact with skin, eyes, or clothing. Wash thoroughly with soap and water after handling and before eating, drinking, chewing gum, or using tobacco. Remove and wash contaminated clothing before reuse.

*(optional)*

<b>FIRST AID</b>	
<b>If on skin or clothing</b>	<ul style="list-style-type: none"> <li>• Take off contaminated clothing.</li> <li>• Rinse skin immediately with plenty of water for 15-20 minutes.</li> <li>• Call a poison control center or doctor for treatment advice.</li> </ul>
Have the product container or label with you when calling a poison control center or doctor, or going for treatment.	
For 24 Hour Medical Emergency Assistance (Human or Animal) or Chemical Emergency Assistance (Spill, Leak, Fire, or Accident), Call <b>1-800-888-8372</b>	

**Environmental Hazards**

This product is toxic to fish. Do not apply directly to water. To protect the environment, do not allow pesticide to enter or run off into storm drains, drainage ditches, gutters, or surface waters. Applying this product in calm weather when rain is not predicted for the next 24 hours will help ensure that wind or rain does not blow or wash pesticide off the treatment area.





## DIRECTIONS FOR USE

It is a violation of Federal law to use this product in a manner inconsistent with its labeling. Read entire label before using this product.

- For use around the home only. **Do not use on pets.**
- People and pets may re-enter after the treated area has been allowed to dry.
- Do not water the treated area to the point of run-off.
- Do not make applications during rain.
- All outdoor applications must be limited to spot or crack-and-crevice treatments only, except for the following permitted uses:
  - 1 Treatment to vegetation around structures;
  - 2 Applications to other vegetation;
  - 3 Applications to building foundations, up to a maximum height of 3 feet.

Other than applications to building foundations, all outdoor applications to impervious surfaces such as sidewalks, driveways, patios, porches, and structural surfaces (such as windows, doors, and eaves) are limited to spot and crack-and-crevice applications only.

- Application is prohibited directly into sewers or drains, or to any area like a gutter where drainage to sewers, storm drains, water bodies, or aquatic habitat can occur. Do not allow the product to enter any drain during or after application.

---

## HOW TO APPLY

---

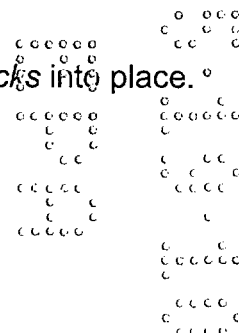
- Cover countertops and utensils during treatment or thoroughly wash before reuse.
- Remove pets, birds and cover fish aquariums before spraying.

### *(Directions for Trigger Sprayer)*

- Shake well before each use.
- [Adjust nozzle to narrow fan spray.] Spray just enough to cover treated area. Avoid over wetting.
- When done spraying, turn nozzle to "OFF" position.

### *(Directions for [EZ Pull and Apply™] [Alternate Name] Sprayer)*

- Remove sprayer and hose from side carrier.
- Insert [color] plug at end of hose into [color] spout on cap *until it clicks into place.*
- Flip up spout.
- Grasp sprayer by the handle and point away from body.



- Slowly pull the ring at the bottom of the spray handle.
- Twist nozzle at end of sprayer to adjust the spray pattern.
- Press and hold button on the sprayer to begin spraying.
- Pull ring at bottom of sprayer as needed to continue spraying.

*(Directions for all sprayer type labels)*

## **INDOORS**

### **Where to apply**

- dark corners of rooms and closets
- cracks and crevices in walls
- along and behind baseboards
- beneath and behind sinks, stoves, refrigerators and cabinets
- around plumbing and other utility installations

### **Pests controlled**

Ants*	Dermeestid beetles	Rice weevils
Box elder bugs	Earwigs	Saw-toothed grain beetles
Centipedes	Firebrats	Scorpions**
Cigarette beetles	Lesser grain borers	Silverfish
Clover mites	Millipedes	Sowbugs
Cockroaches	Palmetto bugs	Spiders
Confused flour beetles	Pillbugs**	Water bugs
Crickets	Red flour beetles	

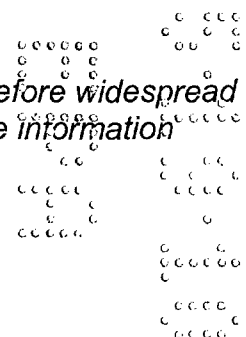
\*Argentine, Allegheny Mound, Black Carpenter, Cornfield, Field, Florida Carpenter, Honey, Nuisance, Pavement, and Southern Ants – Apply to ant trails, around doors and windows and wherever else ants may find entrance.

\*\*Pillbugs and scorpions must be sprayed directly to be killed.

**Carpet beetles** – Thoroughly spray along baseboards and edges of carpeting, under carpeting, rugs and furniture, in closets and on shelving, and wherever carpet beetles are seen or suspected.

**Fleas and Brown Dog Ticks** – Thoroughly spray pet resting quarters and nearby areas such as cracks and crevices, along and behind baseboards, window and door frames, and floor and floor coverings where fleas and ticks may be present. Replace pet bedding with clean bedding after treating the area. **Do not treat pets with this product.**

*Always test an inconspicuous area of fabric or carpeting for staining before widespread use. Check carpet manufacturer's warranty and care and maintenance information before using this product on your specific brand of carpeting.*





---

## OUTDOORS

---

### Where to apply

- outside surfaces of screens, doors, and window frames
- around light fixtures
- on porches, in garages
- other areas where pests may enter the home, alight, or congregate

### Pest Controlled

Ants*	Earwigs	Sowbugs
Asian beetles	Flies	Spiders
Bees	Millipedes	Spider mites
Box elder bugs	Mosquitoes	Wasps
Centipedes	Pillbugs**	
Crickets	Scorpions**	

\*Argentine, Allegheny Mound, Black Carpenter, Cornfield, Field, Florida Carpenter, Honey, Nuisance, Pavement, and Southern Ants – Thoroughly wet ant hills and ant trails.

\*\*Pillbugs and scorpions must be sprayed directly to be killed.

**Fleas and Ticks (including ticks that transmit Lyme disease)** – Thoroughly spray weedy or overgrown natural areas where fleas and ticks may reside. Give special attention to areas frequented by pets.

---

## [FOUNDATION] [PERIMETER] [BARRIER] TREATMENT

---

### Where to apply

- to building foundation
- around windows, doors, service line entrances, eaves, and vents
- other areas where crawling insects can enter the building

### How to apply

Before you spray, remove debris and leaf litter from next to the foundation, cut back vegetation and branches that touch the foundation, and move or rake back rocks, deep mulch, or other material that could harbor pests next to the foundation.

Apply a continuous band up to 3 ft. wide next to the foundation and to 3 ft. upwards along the foundation. Spray a continuous band around windows, doors, and roof overhangs. Apply as a coarse spray to thoroughly and uniformly wet the foundation and/or band area.

---

## WOOD DESTROYING INSECTS

---

### Where to apply

- wood surfaces
- voids and tunnels [channels] in damaged wood
- behind veneers
- in structural voids (between stud walls and spaces between wood and foundation) and along cracks
- along crawl spaces and around out buildings and porches
- wood piles, wooden fences and decks

### How to apply

Apply as a coarse spray to thoroughly and uniformly wet areas that are likely infested.

### Pests controlled

Ambrosid beetles	Death hunter beetles	Powderpost beetles
Carpenter ants	Drywood termites*	Subterranean termites*
Dampwood termites*	False powderpost beetles	

\* **Exposed termites only.** For localized control only. This product will kill termite workers or winged reproductive forms which may be present in treated [tunnels] [channels] at the time of treatment. Such applications are not a substitute for mechanical alteration or professional soil treatment or foundation treatment, but are merely a supplement. This product is not recommended as sole protection against termites. For active termite infestations, seek assistance from a professional inspector/applicator.

---

## STORAGE AND DISPOSAL

---

Do not contaminate water, food, or feed by storage and disposal.

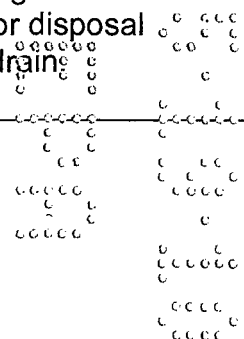
### Pesticide Storage

Store in a cool, dry place. Keep container closed and away from food, feedstuffs, and domestic water supplies.

### Container Disposal

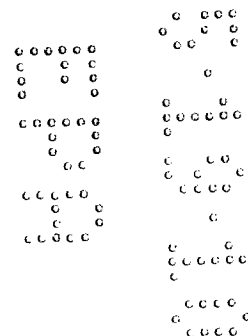
**If empty:** Do not reuse this container. Place in trash or offer for recycling if available.

**If partly filled:** Call your local solid waste agency or 1-800-888-8372 for disposal instructions. Never place unused product down any indoor or outdoor drain.



## Optional Marketing Claims


- Indoor [+] [plus] [Home] Perimeter [Insect] Treatment [Control]
  - Indoor [+] [plus] [Home] Barrier [Insect] Treatment [Control]
  - Indoor [+] [plus] [Home] Foundation [Insect] Treatment [Control]
  - Control listed insects inside the house and around the perimeter
  - Use Indoors and as an Outdoor Foundation Treatment
  - Indoor & Foundation [Barrier] [Perimeter] Treatment in One!
- 
- Up to 9 Months Indoor Control of German cockroaches and crickets
  - Up to 2 Months of Control Indoors
  - Indoor Protection [for] up to 9 Months from German cockroaches and crickets
  - Indoor Control [for] up to 9 Months of German cockroaches and crickets
  - Controls German Cockroaches and Crickets Indoors [for] up to 9 Months
  - Up to 9 Month Control of German cockroaches and crickets
  - Up to 9 Month Control [Indoors] [on Indoor Surfaces] of German cockroaches and crickets
- 
- [Kills] [controls] roaches
  - Kills fleas
  - Kills both adult and pre-adult (larvae) fleas
  - Kills fleas and their hatching eggs
  - Kills ticks (including ticks which transmit Lyme disease)
  - Helps protect your home from invading ants
  - Also stops spiders, roaches, fleas and ticks
  - Kills on contact
  - Kills fast
  - Fast Killing
  - Kills ticks on contact
  - Kills [even] hidden bugs
  - Kills the bugs you see and kills the bugs your don't see
  - Kills roaches, ants and spiders
  - Kills roaches, fleas and ticks
  - [Kills] [controls] ants, roaches, spiders, fleas and ticks
  - Kills home invading [pests] [insects]
  - Kills [controls] up to 40 [types of] insects [indoors & outdoors]
  - Use indoors and outdoors
- 
- Sprayer included
  - Ready-to-use
  - Economical do-it-yourself pest control
  - Do-it-yourself pest control
  - Easy to use ready spray



- Clear Formula
- Clear Formula – Non-staining, No odor
- Non-staining Clear Formula
- No Odor Clear Formula
- Fast Acting
- Indoor & Outdoor Insect Killer
- No lingering odor
- No oily residue
- Unscented
- Leaves no odor
- No Odor
- Odor Free
- Water-based
- Water-based (Non-Staining, [Leaves] no odor
- Non-Staining formula that leaves no odor
- \*\*Guaranteed results [or your money back]
- Satisfaction Guaranteed [or Your Money Back]
- For use around foundations, outside buildings, porches, wood piles, wooden fences and decks
- Kills on contact
- 32 fl. oz. will cover 200 sq. ft.
- 128 fl. oz. will cover 800 sq. ft.

**Optional Marketing Language – General**

- Kills both adult and pre-adult (larvae) fleas for up to [8 weeks] [2 months]
- Kills fleas and their hatching eggs
- Breaks the flea life cycle
- Continues to kill German cockroaches and crickets indoors for up to [[24, 36] weeks] [[6, 9] months]
- Protects for up to [8 weeks] [2 months] indoors
- Lasts up to [8 weeks] [2 months] indoors
- Up to [4, 6, 9] month Indoor Control of German cockroaches and crickets
- [A14797 Insecticide (RTU)] [This product] is an effective formulation which kills roaches, ants and other crawling [insects] [bugs] fast
- [A14797 Insecticide (RTU)] [This product] is specially formulated to kills [bugs] [pests] fast plus keeps killing up to [2 months] [8 weeks] indoors
- [A14797 Insecticide (RTU)] [This product] stays on treated surfaces providing killing power for up to [2 months] [8 weeks] indoors after spray has dried
- [A14797 Insecticide (RTU)] [This product] also stays on treated surfaces providing insect protection for up to 8 weeks indoors
- This [product] [formula] is for indoor and outdoor insect control
- It leaves no odor and is non-staining



- [A14797 Insecticide (RTU)] is effective against roaches, ants and other listed insects and [kills] [controls] for up to [2 months] [8 weeks] indoors.
- This formula is non-staining and leaves no odor
- To [kill] [control] insects inside your home, spray [A14797 Insecticide (RTU)] [This product] along baseboards in your kitchen, bathroom and other living areas
- To help prevent insects from entering your home, spray outside surfaces of screens and around door and window frames

### Optional Marketing Language – Carpenter Ants

- Kills carpenter ants
- Kills carpenter ants indoors for up to [2 months] [8 weeks]
- Up to [2 months] [8 weeks] indoor control
- [A14797 Insecticide (RTU)] is effective against carpenter ants.
- This ready-to-use formula kills insects when they come in contact with it. Plus it keeps killing carpenter ants for up to [2 months] [8 weeks] indoors. [A14797 Insecticide (RTU)] can be sprayed indoors as a spot treatment or outdoors on wooden surfaces. No Odor. Non-Staining. Use Indoors & Outdoors.

### Optional Product Fact Box

#### PRODUCT FACTS

#### CONTROLS:

Kills [Carpenter Ants] Ants, Asian beetles [Cockroaches] [Roaches], Fleas, Ticks, Spiders, [Crickets, Earwigs, Silverfish] and Other Listed Insects

#### WHERE TO USE:

**Indoors:** In cracks and crevices, along baseboards, [under sinks, behind stoves and refrigerators and anywhere insects may hide] [and wherever pests find entrance].

**Outdoors:** [On surfaces of] [Outside surfaces of] screens, doors and window frames, porches, patios, buildings or wherever insects may enter.

#### QUESTIONS OR COMMENTS?

Call [800 number] or visit our Website at [www.\_\_\_\_\_.com]

