

100-1269

8/17/2009

1024



UNITED STATES ENVIRONMENTAL PROTECTION AGENCY
WASHINGTON, D.C. 20460

OFFICE OF
PREVENTION, PESTICIDES AND
TOXIC SUBSTANCES

Ms Pat Dinnen
Syngenta Crop Protection
P.O.BOX 18300
Greensboro, NC 27419

AUG 17 2009

Subject: Label Notification(s) for Pesticide Registration Notice 2007-4

Dear Registrant:

The Agency is in receipt of your Application(s) for Pesticide Notification under Pesticide Registration Notice (PRN) 2007-4 dated July 23, 2009 for:

EPA Registration 100-1269 Ridomil Gold ® MZ WG Fungicide

The Registration Division (RD) has conducted a review of this request for applicability under PRN 2007-4 and finds that the label change(s) requested falls within the scope of PRN-2007-4. The label has been date-stamped "Notification" and will be placed in our records.

Please be reminded that 40 CFR Part 156.140(a)(4) requires that a batch code, lot number, or other code identifying the batch of the pesticide distributed and sold be placed on nonrefillable containers. The code may appear either on the label (and can be added by non-notification/PR Notice 98-10) or durably marked on the container itself.

If you have any questions, please contact me directly at 703-305-6249 or Banza Djapao of my staff at 703-305-7269.

Sincerely,

Linda Arrington
Notifications & Minor Formulations Team Leader
Registration Division (7505P)
Office of Pesticide Programs

<p style="margin: 0;">United States Environmental Protection Agency Washington, DC 20460</p>	<input type="checkbox"/> Registration <input type="checkbox"/> Amendment <input checked="" type="checkbox"/> Other	OPP Identifier Number
	Notification	

Application for Pesticide - Section I

1. Company/Product Number 100-1269	2. EPA Product Manager Mary Waller	3. Proposed Classification <input checked="" type="checkbox"/> None <input type="checkbox"/> Restricted
4. Company/Product (Name) Ridomil Gold MZ WG Fungicide	PM# 21	
5. Name and Address of Applicant (Include ZIP Code) Syngenta Crop Protection, Inc. P. O. Box 18300 Greensboro, NC 27419 <input type="checkbox"/> Check if this is a new address		6. Expedited Review. In accordance with FIFRA Section 3(c)(3) (b)(i), my product is similar or identical in composition and labeling to: <div style="text-align: center; border: 1px solid black; padding: 5px;"> NOTIFICATION AUG 17 2009 </div>

Section - II

<input type="checkbox"/> Amendment - Explain below.	<input type="checkbox"/> Final printed labels in response to Agency letter dated _____
<input type="checkbox"/> Resubmission in response to Agency letter dated _____	<input type="checkbox"/> "Me Too" Application.
<input checked="" type="checkbox"/> Notification - Explain below.	<input type="checkbox"/> Other - Explain below.

Explanation: Use additional page(s) if necessary. (For Section I and Section II.).

Notification of label change per PR Notice 2007-4. This Notification is consistent with the guidance of PR Notice 2007-4 and the requirements of EPA's regulations at 40 CFR §§156.10, 156.140, 156.144 156.146, and 156.156. No other changes have been made to the labeling or the Confidential Statement of Formula for this product. I understand that it is a violation of 18 U.S.C. Sec. 1001 to willfully make any false statement to EPA. I further understand that if the amended label is not consistent with the requirements of 40 CFR §§156.10, 156.140, 156.144, 156.146, and 156.156, this product may be in violation of FIFRA and I may be subject to enforcement action and penalties under sections 12 and 14 of FIFRA.

Syngenta is amending the Storage and Disposal section of the label by Notification according to the directions stated in PR Notice 2007-4.

Section - III

1. Material This Product Will Be Packaged In:				2. Type of Container	
Child-Resistant Packaging <input type="checkbox"/> Yes* <input type="checkbox"/> No	Unit Packaging <input type="checkbox"/> Yes <input checked="" type="checkbox"/> No	Water Soluble Packaging <input type="checkbox"/> Yes <input checked="" type="checkbox"/> No		<input type="checkbox"/> Metal <input checked="" type="checkbox"/> Plastic <input type="checkbox"/> Glass <input type="checkbox"/> Paper <input type="checkbox"/> Other (Specify) _____	
*Certification must be submitted		If "Yes" Unit Packaging wgt. No. per Container	If "Yes" Unit Packaging wgt. No. per container		
3. Location of Net Contents Information <input checked="" type="checkbox"/> Label <input type="checkbox"/> Container		4. Size(s) Retail Container 5 lb		5. Location of Label Directions <input checked="" type="checkbox"/> On Label <input type="checkbox"/> On Labeling accompanying product	
6. Manner in Which Label is Affixed to Product <input type="checkbox"/> Lithograph <input type="checkbox"/> Paper glued <input type="checkbox"/> Stenciled			<input checked="" type="checkbox"/> Other <u>Pressure Sensitive</u>		

Section - IV

1. Contact Point (Complete items directly below for identification of individual to be contacted, if necessary, to process this application.)					
Name Pat Dinnen		Title Label Group Leader		Telephone No. (Include Area Code) 33C-332-2494	
Certification I certify that the statements I have made on this form and all attachments thereto are true, accurate and complete. I acknowledge that any knowingly false or misleading statement may be punishable by fine or imprisonment or both under applicable law.					6. Date Application Received (Stamped)
2. Signature <i>Pat Dinnen</i>		3. Title Regulatory Specialist			
4. Typed Name Pat Dinnen		5. Date July 23, 2009			

40 of 24



Ridomil Gold® MZ WG

Fungicide

For the control of certain diseases of cucumbers, melons, summer squash, grapes, onions, potatoes, sugar beets, and tomatoes

Active Ingredients:

Mefenoxam*	4.0%
A coordination product of zinc ion and Manganese ethylene bisdithiocarbamate**	64.0%
in which the ingredients are:	
Manganese++.....	12.8%
Zinc.....	1.6%
Ethylene bisdithiocarbamate ion (C ₄ H ₆ N ₂ S ₄).....	49.6%
<hr/> Other Ingredients:	<hr/> 32.0%
Total:	100.0%

*CAS Nos. 70630-17-0 and 69516-34-3

**Same as the active ingredient found in Dithane® M-45 and Manzate® 200.

Ridomil Gold MZ WG is a dry flowable containing 0.04 lbs of mefenoxam and 0.64 lbs of mancozeb per pound of product.

KEEP OUT OF REACH OF CHILDREN.

CAUTION

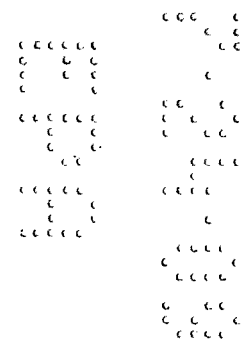
See additional precautionary statements and directions for use printed on label.

EPA Reg. No. 100-1269

EPA Est. _____

5 pounds [Product ID 33713]
Net Weight

SCP 1269A-L1 0507



50f24

FIRST AID	
If in eyes	<ul style="list-style-type: none"> • Hold eye open and rinse slowly and gently with water for 15-20 minutes. Remove contact lenses, if present, after the first 5 minutes, then continue rinsing eye. • Call a poison control center or doctor for treatment advice.
If on skin or clothing	<ul style="list-style-type: none"> • Take off contaminated clothing. • Rinse skin immediately with plenty of water for 15-20 minutes. • Call a poison control center or doctor for treatment advice.
Have the product container or label with you when calling a poison control center or doctor or going for treatment.	
HOT LINE NUMBER	
For 24 Hour Medical Emergency Assistance (for incidents involving Humans or Animals) or Chemical Emergency Assistance (Spill, Leak, Fire, or Accident), Call 1-800-888-8372	

PRECAUTIONARY STATEMENTS

Hazards to Humans and Domestic Animals

CAUTION

Causes moderate eye irritation. Avoid contact with eyes or clothing. Wash thoroughly with soap and water after handling and before eating, drinking, chewing gum, or using tobacco. Prolonged or frequently repeated skin contact may cause allergic reactions in some individuals.

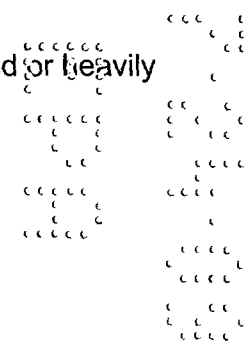
Personal Protective Equipment (PPE)

Some materials that are chemical-resistant to this product are listed below. If you want more options, follow the instructions for category A on an EPA chemical-resistance category selection chart.

Mixers, loaders, and other applicators must wear:

- Long-sleeved shirt and long pants
- Chemical resistant gloves made of any waterproof material (except pilots, groundboom applicators, and airblast applicators)
- Shoes plus socks

Discard clothing and other absorbent materials that have been drenched or heavily contaminated with this product's concentrate. Do not reuse them.



60024

Follow manufacturer's instructions for cleaning/maintaining PPE. If no such instructions for washables, use detergent and hot water. Keep and wash PPE separately from other laundry.

Engineering Control Statements

Pilots must use an enclosed cockpit that meets the requirements listed in the Worker Protection Standard (WPS) for agricultural pesticides [40 CFR 170.240(d)(6)].

Human flagging is prohibited. Flagging to support aerial applications is limited to the use of the Global Positioning System (GPS) or mechanical flaggers.

When handlers use closed systems, enclosed cabs, or aircraft in a manner that meets the requirements listed in the WPS for agricultural pesticides [40 CFR 170.240(d)(4-6)], the handler PPE requirements may be reduced or modified as specified in the WPS.


Attention

This product contains chemical (Mancozeb and ETU) known to the State of California to cause cancer. ETU is also known to the State of California to cause birth defects or other reproductive harm.

User Safety Recommendations

Users should:

- Wash hands before eating, drinking, chewing gum, using tobacco, or using the toilet.
- Remove PPE clothing immediately if pesticide gets inside. Then wash thoroughly and put on clean clothing.
- Remove PPE immediately after handling this product. Wash outside of gloves before removing. As soon as possible, wash thoroughly and change into clean clothing.




Environmental Hazards

This product is toxic to aquatic organisms. Drift and runoff from treated areas may be hazardous to aquatic organisms in neighboring areas. Do not apply directly to water, or to areas where surface water is present, or to intertidal areas below the mean high water mark. Apply only as specified on this label. Do not apply when weather conditions favor drift from treated area. Do not contaminate water when cleaning equipment or disposing of equipment wash water or rinsate.

Groundwater Advisory

This chemical is known to leach through soil into groundwater under certain conditions as a result of agricultural use. Use of this chemical in areas where soils are permeable, particularly where the water table is shallow, may result in groundwater contamination.



DIRECTIONS FOR USE

It is a violation of Federal law to use this product in a manner inconsistent with its labeling.

Do not apply this product in a way that will contact workers or other persons, either directly or through drift. Only protected handlers may be in the area during application.

AGRICULTURAL USE REQUIREMENTS

Use this product only in accordance with its labeling and with the Worker Protection Standard, 40 CFR part 170. This Standard contains requirements for the protection of agricultural workers on farms, forests, nurseries, and greenhouses, and handlers of agricultural pesticides. It contains requirements for training, decontamination, notification, and emergency assistance. It also contains specific instructions and exceptions pertaining to the statements on this label about personal protective equipment (PPE) and restricted-entry interval. The requirements in this box only apply to uses of this product that are covered by the Worker Protection Standard.

Do not enter or allow worker entry into treated areas during the restricted-entry interval (REI) of 48 hours.


PPE required for early entry to treated areas that is permitted under the Worker Protection Standard and that involves contact with anything that has been treated, such as plants, soil, or water is:

- Coveralls over long-sleeved shirt and long pants
- Chemical resistant gloves made of any waterproof material
- Shoes plus socks

FAILURE TO FOLLOW DIRECTIONS AND PRECAUTIONS ON THIS LABEL MAY RESULT IN CROP INJURY, POOR DISEASE CONTROL, OR ILLEGAL RESIDUES.

GENERAL INFORMATION

Ridomil Gold MZ WG is a combination product containing 4% mefenoxam and 64% mancozeb. Mefenoxam is a systemic fungicide that controls diseases caused by the Phycomycete family of fungi. Mancozeb is effective against a wide range of fungal pathogens. All applications should be made according to the use directions that follow.



100824

GENERAL USE INSTRUCTIONS

Application: Thorough coverage is necessary to provide good disease control. Make up no more spray solution than is needed for application. Avoid spray overlap, as crop injury may occur.

Efficacy: Under certain conditions conducive to extended infection periods, use another registered fungicide for additional applications if maximum amount of Ridomil Gold MZ WG has been used. If resistant isolates to Group 4 fungicides are present, efficacy can be reduced.

Crop Tolerance: Plant tolerance has been found acceptable for all crops on the label, however, not all possible tank-mix combinations have been tested under all conditions. When possible, it is recommended to test the combinations on a small portion of the crop to ensure a phytotoxic response will not occur as a result of application.

Spray Drift Management: To avoid spray drift, do not apply when conditions favor drift beyond the target area. The interaction of many equipment and weather related factors determine the potential for spray drift. **AVOIDING SPRAY DRIFT AT THE APPLICATION SITE IS THE RESPONSIBILITY OF THE APPLICATOR AND THE GROWER.** More information on managing spray drift can be found on the Syngenta Crop Protection website under Stewardship (http://www.syngentacropprotection-us.com/enviro/driftmanagement/index.asp?nav=drift_management).

IPM: Ridomil Gold MZ WG should be integrated into an overall disease and pest management strategy (IPM) whenever the use of a fungicide is required. Cultural practices known to reduce disease development should be followed. Consult your local agricultural authorities for additional IPM strategies established for your area.

Seed Treatment and At Planting Uses: In addition to the maximum number of foliar applications permitted in the directions, a seed treatment or at planting use may be made on crops which have registered seed treatment or soil applied uses.

Maximum EBDC poundage:

- Where EBDC products used allow the same maximum poundage of active ingredient per acre per season:

If more than one product containing an EBDC active ingredient (maneb, mancozeb, or metiram) is used on a crop during the same growing season and the EBDC products used allow the same maximum poundage of active ingredient per acre per season, then the total poundage of all such EBDC products used must not exceed any of the specified individual EBDC product maximum seasonal poundage of active ingredient allowed per acre.

© 2008 Syngenta Crop Protection, Inc. All rights reserved. Printed in the USA. 100824

130f24

- Do not air sparge.

For more information on spray equipment and calibration, consult sprayer manufacturers and state recommendations. For specific local directions and spray schedules, consult the current state agricultural recommendations.

MIXING INSTRUCTIONS

- Prepare no more spray mixture than is required for the immediate operation.
- Thoroughly clean spray equipment before using this product.
- Agitate the spray solution before and during application.
- Rinse spray tank thoroughly with clean water after each day's use and dispose of pesticide rinsate by application to an already treated area.

Ridomil Gold MZ WG Alone (no tank mix):

- Add ¼ of the required amount of water to the spray or mixing tank.
- With the agitator running, add Ridomil Gold MZ WG to the tank.
- Continue agitation while adding the remainder of the water.
- Begin application of the spray solution after Ridomil Gold MZ WG has completely dispersed into the mix water.
- Maintain agitation until all of the mixture has been sprayed.

Ridomil Gold MZ WG + Tank Mixtures: Ridomil Gold MZ WG is usually compatible with Bravo® and Dithane® M-45. To determine the physical compatibility of Ridomil Gold MZ WG with other products, use a jar test. Using a quart jar, add the proportionate amounts of the products to 1 quart of water. Add wettable powders and water dispersible granular products first, then liquid flowables, and emulsifiable concentrates last. After thoroughly mixing, let stand for at least 5 minutes. If the combination remains mixed or can be remixed readily, it is physically compatible. Once compatibility has been proven, use the same procedure for adding required ingredients to the spray tank.

Mixing in the Spray Tank

- Add 1/4 of the required amount of water to the spray or mixing tank.
- With the agitator running, add the tank-mix partner(s) into the tank in the same order as described above.
- Allow the material to completely dissolve and disperse into the mix water. Continue agitation while adding the remainder of the water.
- Spray the mixture with the agitator running.
- Observe all directions for use, crops/sites, use rates, dilution ratios, precautions, and limitations which appear on the tank mix product label.
- No label dosage rate should be exceeded, and the most restrictive label precautions and limitations should be followed.
- This product should not be mixed with any product which prohibits such mixing.

NOTE: Do not let spray mixture stand overnight in the spray tank. Rinse spray tank at the end of the day.

APPLICATION PROCEDURES

Ground Application:

- Apply in a minimum of 10 gallons of water per acre, unless specified otherwise.

Aerial Application:

- Apply in a minimum of 5 gallons of water per acre, unless specified otherwise.
- Avoid application under conditions when uniform coverage cannot be obtained or when excessive spray drift may occur.
- Do not apply directly to humans or animals.

Application Through Irrigation Systems (Chemigation)


- Apply this product only through center pivot, solid set, hand move, or moving wheel/side (wheel) roll irrigation systems. Do not apply this product through any other type of irrigation system.
- Crop injury, lack of effectiveness, or illegal pesticide residues in the crop can result from non-uniform distribution of treated water.
- Apply in 0.1-0.25 inches/A of water. Excessive water may reduce efficacy.
- If you have questions about calibration, you should contact State Extension Service specialists, equipment manufacturers, or other experts.
- Do not connect an irrigation system (including greenhouse systems) used for pesticide application to a public water system, unless the pesticide label-prescribed safety devices for public water systems are in place.
- A person knowledgeable of the chemigation system and responsible for its operation, or under the supervision of the responsible person, shall shut the system down and make necessary adjustments should the need arise.

Application Instructions for Chemigation Systems Connected to Public Water Systems

Public water system means a system for the provision to the public of piped water for human consumption if such system has at least 15 service connections or regularly serves an average of at least 25 individuals daily at least 60 days out of the year.

Operating Instructions

1. The system must contain a functional check-valve, vacuum relief valve, and low pressure drain appropriately located on the irrigation pipeline to prevent water source contamination from backflow.



2. The pesticide injection pipeline must contain a functional, automatic, quick-closing check-valve to prevent the flow of fluid back toward the injection pump.
3. The pesticide injection pipeline must also contain a functional, normally closed, solenoid-operated valve located on the intake side of the injection pump and connected to the system interlock to prevent fluid from being withdrawn from the supply tank when the irrigation system is either automatically or manually shut down.
4. The system must contain functional interlocking controls to automatically shut off the pesticide injection pump when the water pump motor stops.
5. The irrigation line or water pump must include a functional pressure switch which will stop the water pump motor when the water pressure decreases to the point where pesticide distribution is adversely affected.
6. Systems must use a metering pump, such as a positive displacement injection pump (e.g., diaphragm pump), effectively designed and constructed of materials that are compatible with pesticides and capable of being fitted with a system interlock.
7. Do not apply when wind speed favors drift beyond the area intended.
8. Chemigation systems connected to public water systems must contain a functional, reduced-pressure zone, back flow preventer (RPZ) or the functional equivalent in the water supply line upstream from the point of pesticide introduction. As an option to the RPZ, the water from the public water system should be discharged into a reservoir tank prior to pesticide introduction. There shall be a complete physical break (air gap) between the flow outlet end of the fill pipe and the top or overflow rim of the reservoir tank of at least twice the inside diameter of the fill pipe. The system must contain functional interlocking controls to automatically shut off the pesticide injection pump when the water pump motor stops, or in cases where there is no water pump, when the water pressure decreases to the point where pesticide distribution is adversely affected.

Center Pivot Irrigation Equipment

Notes: (1) Use only with drive systems which provide uniform water distribution. (2) Do not use end guns when chemigating Ridomil Gold MZ WG through center pivot systems because of non-uniform application.

- Determine the size of the area to be treated.
- Determine the time required to apply $\frac{1}{8}$ - $\frac{1}{2}$ inch of water over the area to be treated when the system and injection equipment are operated at normal pressures as recommended by the equipment manufacturer. When applying Ridomil Gold MZ

110024

WG through irrigation equipment use the lowest obtainable water volume while maintaining uniform distribution. Run the system at 80-95% of the manufacturer's rated capacity.

- Using water, determine the injection pump output when operated at normal line pressure.
- Determine the amount of Ridomil Gold MZ WG required to treat the area covered by the irrigation system.
- Add the required amount of Ridomil Gold MZ WG and sufficient water to meet the injection time requirements to the solution tank.
- Make sure the system is fully charged with water before starting injection of the Ridomil Gold MZ WG solution. Time the injection to last at least as long as it takes to bring the system to full pressure.
- Maintain constant solution tank agitation during the injection period.
- Continue to operate the system until the Ridomil Gold MZ WG solution has cleared the sprinkler head.

Solid Set, Hand Move, and Moving Wheel Irrigation Equipment

- Determine the acreage covered by the sprinklers.
- Fill injector solution tank with water and adjust flow rate to use the contents over a 20 to 30-minute interval. When applying Ridomil Gold MZ WG through irrigation equipment use the lowest obtainable water volume while maintaining uniform distribution.
- Determine the amount of Ridomil Gold MZ WG required to treat the area covered by the irrigation system.
- Add the required amount of Ridomil Gold MZ WG into the same quantity of water used to calibrate the injection period.
- Operate the system at the same pressure and time interval established during the calibration.
- Stop injection equipment after treatment is completed. Continue to operate the system until the Ridomil Gold MZ WG solution has cleared the last sprinkler head.

DIRECTIONS FOR USE

Crop	Target Diseases	Use Rate Pounds Product/A	Remarks
Cucumber Cantaloupe Casaba Crenshaw Honeydew Melon Watermelon Summer Squash	Downy Mildew <i>(Pseudoperonospora cubensis)</i>	2.5	Begin applications when conditions are favorable for disease, but before infection, and continue at 14-day intervals until the threat of disease is over. Apply the full rate of a protectant fungicide between Ridomil Gold MZ WG applications. Avoid late season applications when plants reach full maturity and begin senescence. If conditions for downy mildew development are still favorable after making 4 applications of Ridomil Gold MZ WG, use other registered fungicides for downy mildew control on these crops.

Specific Use Restrictions:

- (1) Ridomil Gold MZ WG may be applied up to 5 days before harvest (5-day PHI).
- (2) A maximum of 10 lbs. Ridomil Gold MZ WG may be made per crop/acre/season.
- (3) Do not exceed a maximum of 19.2 lbs. a.i./A/crop of EBDC fungicides.
- (4) If tank mixed with other products containing mancozeb, do not exceed 2.4 lbs. of mancozeb a.i./acre/application.
- (5) If tank mixed with products containing maneb, do not exceed 1.6 lbs. of EBDC a.i./acre/ application.
- (6) Do not exceed the equivalent of 0.5 lbs. a.i./A per season of foliar-applied mefenoxam containing products.

Crop	Target Diseases	Use Rate Pounds Product/A	Remarks
Grapes	Downy Mildew (<i>Plasmopora viticola</i>)	2.5	Begin applications when conditions are favorable for disease, but before infection, and continue at 7 to 10 day intervals until the threat of disease is over. For late season downy mildew control, apply other registered fungicides.

Specific Use Restrictions:

- (1) Ridomil Gold MZ WG may be applied up to 66 days before harvest (66 day PHI).
- (2) A maximum of 10 lbs. Ridomil Gold MZ WG may be made per crop/acre/season.
- (3) If other registered fungicides containing EBDC active ingredients are used during the growing season, do not exceed a total of 19.2 lbs. of EBDC a.i./A on grapes grown east of the Rocky Mountains or 6 lbs. of EBDC a.i./A on grapes grown west of the Rocky Mountains.
- (4) If tank mixed with other products containing EBDC active ingredients, do not exceed 3.2 lbs. of EBDC active ingredient east of the Rocky Mountains or 2.0 lbs. of EBDC active ingredient west of the Rocky Mountains per acre per application.
- (5) Do not exceed the equivalent of 0.4 lbs. a.i./A/season of foliar-applied mefenoxam containing products.
- (6) Apply only with ground equipment.

190f24

Crop	Target Diseases	Use Rate Pounds Product/A	Remarks
Onion (dry bulb) Garlic Shallots (dry bulb)	Downy Mildew (<i>Peronospora destructor</i>)	2.5	Begin applications when conditions are favorable for disease, but before infection, and continue at 14-day intervals until the threat of disease is over. Use a suitable spreader-sticker at rates recommended on the product label. If conditions for downy mildew development are still favorable after making 4 applications of Ridomil Gold MZ WG, use other fungicides registered for downy mildew in these crops.

Specific Use Restrictions:

- (1) Ridomil Gold MZ WG may be applied up to 7 days before harvest (7 day PHI).
- (2) A maximum of 10 lbs. Ridomil Gold MZ WG may be made per crop/acre/season.
- (3) If other registered fungicides containing EBDC active ingredients are used during the growing season, do not exceed a total of 24 lbs. of EBDC active ingredient per acre.
- (4) If tank mixed with other products containing EBDC active ingredients, do not exceed 2.4 lbs. of EBDC a.i./A/application.
- (5) Do not exceed the equivalent of 0.4 lbs. a.i./A/season of foliar-applied mefenoxam containing products.
- (6) Do not apply to exposed bulbs.

20 of 24

Crop	Target Diseases	Use Rate Pounds product/A	Remarks
Potatoes	Early Blight (<i>Alternaria solani</i>) Late Blight (<i>Phytophthora infestans</i>)	2.5	<p>Integrated Pest (Disease) Management: Integrate Ridomil Gold MZ WG into an overall disease management strategy that includes selection of varieties with disease tolerance, optimum plant populations, proper fertilization, plant residue management, crop rotation, and proper timing and placement of irrigation.</p> <p>For Early Blight and Late Blight, begin preventive applications early in the season when conditions are favorable for disease (before infection), but no later than when the plant foliage meets within the row uniformly across the field. Make up to 4 applications of Ridomil Gold MZ WG at 14-day intervals. Apply the labeled rate of a protectant fungicide between Ridomil Gold MZ WG applications. Following the Ridomil Gold MZ WG applications, apply the labeled rate of a protectant fungicide on a weekly schedule through the remainder of the season.</p>
	<p>Storage Rots</p> Pink Rot (<i>Phytophthora erythroseptica</i>) Leak (<i>Pythium</i> spp.)	2.5	<p>For effective control of Storage Rots, Use Ridomil Gold MZ WG in conjunction with other management practices such as crop rotation and resistant varieties. Make the first application following tuber initiation, when the largest tubers are the size in diameter of a nickel. This period generally coincides with the initiation of flowering. Make a second application 14 days later. If the field has a history of storage rot problems, make a third application 14 days after the second application.</p> <p>If applications of Ridomil Gold MZ WG for Late Blight control correspond to the timing of applications for Storage Rot control, additional applications for Storage Rot control are not needed.</p>

Specific Use Restrictions:

- (1) Ridomil Gold MZ WG may be applied up to 3 days of harvest in CT, DE, FL, MA, ME, MI, NH, NY, OH, PA, RI, VT, and WI or at least 14 days elsewhere.
- (2) Vine-kill should occur 14 days before harvest.
- (3) A maximum of 10 lbs. Ridomil Gold MZ WG may be made per crop/acre/season.
- (4) If other registered fungicides containing EBDC active ingredients are used during the growing season, do not exceed a total of 11.2 lbs. of EBDC a.i./A.
- (5) If tank mixed with other products containing EBDC active ingredients, do not exceed 1.6 lbs. of EBDC a.i./A/application.
- (6) Do not exceed the equivalent of 0.40 lbs. a.i./A/season of foliar-applied mefenoxam containing products.

Crop	Target Diseases	Use Rate Pounds product/A	Remarks
Sugar Beets	Downy Mildew (<i>Peronospora schachtii</i>)	2.5	Begin applications when conditions are favorable for disease, but before infection, and continue at 14-day intervals until the threat of disease is over. If conditions for downy mildew development are still favorable after making 4 applications of Ridomil Gold MZ WG, use other fungicides registered for downy mildew control in sugar beets.

Specific Use Restrictions:

- (1) Ridomil Gold MZ WG may be applied up to 14 days before harvest (14 day PHI).
- (2) A maximum of 10 lbs. Ridomil Gold MZ WG may be made per crop/acre/season.
- (3) If other registered fungicides containing EBDC active ingredients are used during the growing season, do not exceed a total of 11.2 lbs. of EBDC a.i./A.
- (4) If tank mixed with other products containing EBDC active ingredients, do not exceed 1.6 lbs. of EBDC a.i./A/application.
- (5) Do not exceed the equivalent of 0.4 lbs. a.i./A/season of foliar-applied mefenoxam containing products.
- (6) Do not feed treated tops to livestock.

2/24

Crop	Target Diseases	Use Rate Pounds product/A	Remarks
Tomatoes	Late Blight (<i>Phytophthora infestans</i>)	2.5	Begin preventive applications early in the season when conditions are favorable for disease (before infection), and continue at 14-day intervals until the threat of disease is over. Apply the labeled rate of a protectant fungicide between Ridomil Gold MZ WG applications. If conditions are favorable after making 3 applications of Ridomil Gold MZ WG, use other fungicides registered for control of late blight control in tomatoes.

Specific Use Restrictions:

- (1) Ridomil Gold MZ WG may be applied up to 5 days before harvest (5 day PHI).
- (2) A maximum of 10 lbs. Ridomil Gold MZ WG may be made per crop/acre/season
- (3) If other registered fungicides containing EBDC active ingredients are used during the growing season, do not exceed a total of 16.8 lbs. of EBDC a.i./A on tomatoes grown east of the Mississippi River and 6.4 lbs. of EBDC active ingredient on tomatoes grown west of the Mississippi River.
- (4) If tank mixed with other products containing EBDC active ingredients, do not exceed 1.6 lbs. of EBDC active ingredient west of the Mississippi River or 2.4 lbs. of EBDC active ingredient east of the Mississippi River per acre per application.
- (5) Do not exceed the equivalent of 0.5 lb. a.i./A/season of foliar-applied mefenoxam containing products.

230224

Equivalent Amounts of the Active Ingredients in Other Products:

Lbs. A.I. in 2.5 Lbs. Ridomil Gold MZ WG	Equivalent Amount in:
0.1 of mefenoxam	2.5 pts of Ridomil Gold Bravo SC or 2 lbs. of Ridomil Gold Copper (1 pack/2.5A)
1.6 of mancozeb	2 lbs. of Dithane M45

STORAGE AND DISPOSAL

Do not contaminate water, food, or feed by storage or disposal.

Pesticide Storage

Store in a cool, dry secure place.

Pesticide Disposal

Wastes resulting from the use of this pesticide are toxic. Improper disposal of unused pesticide, spray mixture, or rinsate is a violation of federal law. Pesticide, spray mixture, or rinsate that cannot be used according to label instructions must be disposed of according to federal, state, or local procedures. For guidance in proper disposal methods, contact your State Pesticide or Environmental Control Agency, or the Hazardous Waste representative at the nearest EPA Regional Office.


Container Handling

Non-refillable container. Do not reuse or refill this container. Completely empty bag into application equipment. Then offer for recycling if available or dispose of empty bag in a sanitary landfill or by incineration or, if allowed by state and local authorities, by burning. If burned, stay out of smoke.

For minor spills, leaks, etc., follow all precautions indicated on this label and clean up immediately. Take special care to avoid contamination of equipment and facilities during cleanup procedures and disposal of wastes. In the event of a major spill, fire, or other emergency, call 1-800-888-8372, day or night.

CONTAINER IS NOT SAFE FOR FOOD, FEED, OR DRINKING WATER.

24 of 24

Ridomil Gold®, Bravo®, the Syngenta Logo and the CP FRAME  are trademarks of a Syngenta Group Company.

Dithane® is a trademark of Dow AgroSciences, LLC.

Manzate® trademark of E.I. du Pont de Nemours and Company.

©2007 Syngenta

For non-emergency (e.g. current product information) call
Syngenta Crop Protection at 1-800-334-9481.

Manufactured for:
Syngenta Crop Protection, Inc.
Greensboro, North Carolina 27409
www.syngenta-us.com

SCP 1269A-L1 0507

RID GOL MZ WG 1269A L1 0507 BKLT PRN2007-4 NOTIF-JUL2009 CLEAN – pl –7/22/09
000100-01269.20090722.RID-GOLD-MZ-WG_PRN2007-4_JUL2009.pdf

NOTIFICATION

AUG 17 2009