

100-1268

06/14/2012

1/39



UNITED STATES ENVIRONMENTAL PROTECTION AGENCY  
WASHINGTON D C 20460

OFFICE OF CHEMICAL SAFETY  
AND POLLUTION PREVENTION


JUN 14 2012

Montague Dixon  
Syngenta Crop Protection LLC  
P O Box 18300  
Greensboro N C 27419

Dear Mr Dixon

SUBJECT Label Amendment  
Prefix® Herbicide  
EPA Registration No 100 1268  
Your Application Dated February 14 2012

The label amendment referred to above submitted in connection with registration under the Federal Insecticide Fungicide and Rodenticide Act (FIFRA) as amended is acceptable A stamped copy is enclosed for your records Please submit one (1) copy of your final printed labeling before releasing the product for shipment This amended labeling supersedes all previously accepted ones

Sincerely yours  
  
Kathryn V Montague  
Product Manager (23)  
Herbicide Branch  
Registration Division (7505P)

Enclosure

[MASTER LABEL]

**Note** It is illegal to sell use or distribute this product within or into Nassau County or Suffolk County New York

<b>GROUP</b>	<b>14</b>	<b>15</b>	<b>HERBICIDES</b>
--------------	-----------	-----------	-------------------


Prefix® Herbicide

For control of certain grasses and broadleaf weeds in soybeans and cotton

Active Ingredients	
S metolachlor*	46.4%
Sodium Salt of Fomesafen**	10.2%
<hr/>	
Other Ingredients	43.4%
Total	100.0%

Contains 4.34 lb of S metolachlor and 9.7% fomesafen or 0.95 lb of fomesafen active ingredient per gallon

\*CAS No 87392 12 9  
 \*\*CAS No 108731 70 0



**KEEP OUT OF REACH OF CHILDREN**

**WARNING/AVISO**

**Si usted no entiende la etiqueta busque a alguien para que se la explique a usted en detalle. If you do not understand the label find someone to explain it to you in detail.**

See additional precautionary statements and directions for use inside booklet

EPA Reg No 100 1268  
 EPA Est

SCP 1268A

- 2.5 gallons
- 30 gallons
- 120 gallons
- 220 gallons

---

Net Contents

<b>FIRST AID</b>	
<b>If in eyes</b>	<ul style="list-style-type: none"> <li>• Hold eye open and rinse slowly and gently with water for 15 20 minutes</li> <li>• Remove contact lenses if present after the first 5 minutes then continue rinsing eye</li> <li>• Call a poison control center or doctor for treatment advice</li> </ul>
<b>If swallowed</b>	<ul style="list-style-type: none"> <li>• Call a poison control center or doctor immediately for treatment advice</li> <li>• Have person sip a glass of water if able to swallow</li> <li>• Do not induce vomiting unless told to do so by the poison control center or doctor</li> <li>• Do not give anything by mouth to an unconscious person</li> </ul>
<b>If inhaled</b>	<ul style="list-style-type: none"> <li>• Move person to fresh air</li> <li>• If person is not breathing call 911 or an ambulance then give artificial respiration preferably by mouth to mouth if possible</li> <li>• Call a poison control center or doctor for further treatment advice</li> </ul>
<b>If on skin or clothing</b>	<ul style="list-style-type: none"> <li>• Take off contaminated clothing</li> <li>• Rinse skin immediately with plenty of water for 15 20 minutes</li> <li>• Call a poison control center or doctor for treatment advice</li> </ul>
Have the product container or label with you when calling a poison control center or doctor or going for treatment	
<b>HOT LINE NUMBER</b> For 24 Hour Medical Emergency Assistance (Human or Animal) or Chemical Emergency Assistance (Spill Leak Fire or Accident) Call 1 800 888 8372	

---

## PRECAUTIONARY STATEMENTS

---

### Hazards to Humans and Domestic Animals

#### WARNING

Causes substantial but temporary eye injury Do not get in eyes or on clothing Harmful if swallowed

### Personal Protective Equipment (PPE)

**Mixers, loaders applicators and other handlers must wear**

- Long sleeved shirt and long pants
- Chemical resistant gloves such as barrier laminate or Viton®
- Shoes plus socks

- Protective eyewear

Discard clothing and other absorbent materials that have been drenched or heavily contaminated with this product's concentrate. Do not reuse them. Follow manufacturer's instructions for cleaning/maintaining PPE. If no such instructions for washables exist, use detergent and hot water. Keep and wash PPE separately from other laundry.

Mixers and loaders supporting aerial applications are required to use closed systems. The closed system must be used in a manner that meets the requirements listed in the Worker Protection Standard (WPS) for agricultural pesticides [40 CFR 170.240(d)(4-6)]. When using the closed system, the mixers and loaders' PPE requirements may be reduced or modified as specified in the WPS.

When handlers use closed systems, enclosed cabs, or aircraft in a manner that meets the requirements listed in the Worker Protection Standard (WPS) for agricultural pesticides [40 CFR 170.240(d)(4-6)], the handler PPE requirements may be reduced or modified as specified in the WPS.

**User Safety Recommendations**

**Users should**

- Wash hands before eating, drinking, chewing gum, using tobacco, or using the toilet.
- Remove clothing immediately if pesticide gets inside. Then wash thoroughly and put on clean clothing.
- Remove PPE immediately after handling this product. Wash the outside of gloves before removing. As soon as possible, wash thoroughly and change into clean clothing.

**Environmental Hazards**

**For Terrestrial Uses:** Do not apply directly to water, or to areas where surface water is present, or to intertidal areas below the mean high water mark. Do not contaminate water when disposing of equipment wash water or rinsate. Do not apply when weather conditions favor drift from target area.

**Ground Water Advisory**

Metolachlor is known to leach through soil into ground water under certain conditions as a result of label use. This chemical may leach into ground water if used in areas where soils are permeable, particularly where the water table is shallow.

Fomesafen is known to leach through soil into groundwater under certain conditions as a result of label use. This chemical may leach into groundwater if used in areas where soils are permeable, particularly where the water table is shallow.

### **Surface Water Advisory**

S metolachlor has the potential to contaminate surface water through ground spray drift. Under some conditions, S metolachlor may also have a high potential for runoff into surface water (primarily via dissolution in runoff water) for several months post application. These include poorly draining or wet soils with readily visible slopes toward adjacent surface waters, frequently flooded areas, and areas overlaying extremely shallow ground water, areas with in field canals or ditches that drain to surface water, areas not separated from adjacent surface waters with vegetated filter strips, and areas overlaying tile drainage systems that drain to surface water.

### **Mixing/Loading Instructions**

Care must be taken when using this product to prevent back siphoning into wells, spills, or improper disposal of excess pesticide, spray mixtures, or rinsates.

Check valves or antisiphoning devices must be used on all mixing and/or irrigation equipment.

This product may not be mixed or loaded within 50 ft. of perennial or intermittent streams and rivers, natural or impounded lakes and reservoirs. This product may not be mixed/loaded or used within 50 ft. of all wells, including abandoned wells, drainage wells, and sink holes. Operations that involve mixing, loading, rinsing, or washing of this product into or from pesticide handling or application equipment or containers within 50 ft. of any well are prohibited, unless conducted on an impervious pad constructed to withstand the weight of the heaviest load that may be positioned on or moved across the pad. Such a pad shall be designed and maintained to contain any product spills or equipment leaks, container or equipment rinse or wash water, and rain water that may fall on the pad. Surface water shall not be allowed to either flow over or from the pad, which means the pad must be self-contained. The pad shall be sloped to facilitate material removal. An unroofed pad shall be of sufficient capacity to contain at a minimum 110% of the capacity of the largest pesticide container or application equipment on the pad. A pad that is covered by a roof of sufficient size to completely exclude precipitation from contact with the pad shall have a minimum containment capacity of 100% of the capacity of the largest pesticide container or application equipment on the pad. Containment capacities as described above shall be maintained at all times. The above specified minimum containment capacities do not apply to vehicles when delivering pesticide shipments to the mixing/loading site.

### DIRECTIONS FOR USE

It is a violation of Federal law to use this product in a manner inconsistent with its labeling

Do not apply this product in a way that will contact workers or other persons either directly or through drift. Only protected handlers may be in the area during application. For any requirements specific to your State or Tribe, consult the agency responsible for pesticide regulation.

#### AGRICULTURAL USE REQUIREMENTS

Use this product only in accordance with its labeling and with the Worker Protection Standard, 40 CFR part 170. This Standard contains requirements for the protection of agricultural workers on farms, forests, nurseries, and greenhouses, and handlers of agricultural pesticides. It contains requirements for training, decontamination, notification, and emergency assistance. It also contains specific instructions and exceptions pertaining to the statements on this label about personal protective equipment (PPE) and restricted entry interval. The requirements in this box only apply to uses of this product that are covered by the Worker Protection Standard.

**Do not enter or allow worker entry into treated areas during the restricted entry interval (REI) of 24 hours.** Exception: If the product is soil injected or soil incorporated, the Worker Protection Standard, under certain circumstances, allows workers to enter the treated area if there will be no contact with anything that has been treated.

For early entry to treated areas that is permitted under the Worker Protection Standard and that involves contact with anything that has been treated, such as plants, soil, or water, wear:

- Long sleeved shirt and long pants
- Chemical resistant gloves such as barrier laminate or Viton
- Shoes plus socks
- Protective eyewear

**FAILURE TO FOLLOW THE DIRECTIONS FOR USE AND PRECAUTIONS ON THIS LABEL MAY RESULT IN POOR WEED CONTROL, CROP INJURY, OR ILLEGAL RESIDUES**

**NOTE: NOT FOR SALE, USE, OR DISTRIBUTION IN NASSAU COUNTY OR SUFFOLK COUNTY, NEW YORK**

---

## PRODUCT INFORMATION

---

Prefix Herbicide is a selective herbicide for the control or partial control of certain grass broadleaf and sedge weeds in soybeans. Prefix Herbicide may be applied as a preplant surface, preplant incorporated, preemergence, or postemergence treatment.

### MODE OF ACTION

Prefix Herbicide is a mixture of the active ingredients S metolachlor and fomesafen. S metolachlor is a biosynthesis inhibitor (Group 15 mode of action) preventing cell division in emerging weeds.

Fomesafen is a protoporphyrinogen oxidase inhibitor (Group 14 mode of action) leading to cellular membrane disruption and plant death.

---

## MIXING INSTRUCTIONS

---

Prepare no more spray mixture than is needed for the immediate operation. Thoroughly clean the spray equipment before using Prefix Herbicide. Vigorous agitation is necessary to maintain uniformity of the spray mixture. Maintain maximum agitation throughout the spraying operation. Do not allow spray mixture to stand overnight in the spray tank. Flush the spray equipment thoroughly following each use and apply the rinsate to a previously treated area.

### Application in Water or Fluid Fertilizers

**Prefix Herbicide Alone** Add  $\frac{1}{3}$  of the required amount of water or fluid fertilizer to the spray or mixing tank. With the agitator running, add Prefix Herbicide into the spray tank. Continue agitation while adding the remainder of the water or fluid fertilizer. Begin application of the spray solution after the Prefix Herbicide has completely dispersed in the water or fluid fertilizer. Maintain agitation until all of the mixture has been applied.

**Prefix Herbicide + Tank Mixtures** Add  $\frac{1}{3}$  of the required amount of water or fluid fertilizer to the mix tank. Start the agitator running before adding any tank mix partners. In general, tank mix partners should be added in this order: products packaged in water soluble packaging, wettable powders, wettable granules (dry flowables), liquid flowables, liquids such as Prefix Herbicide, and emulsifiable concentrates. Always allow each tank mix partner to become fully dispersed before adding the next product. Provide sufficient agitation while adding the remainder of the water. Maintain agitation until all of the mixture has been applied.

**Notes** (1) When using Prefix Herbicide in tank mixtures, all products in water soluble packaging should be added to the tank and mixed with plain water before any other tank mix partner, including Prefix Herbicide. Allow the water soluble packaging to completely dissolve and the product(s) to completely disperse before adding any other tank mix.

partner to the tank (2) Water soluble packets will not properly dissolve in most spray solutions that contain fluid fertilizers

If using Prefix Herbicide in a tank mixture observe all directions for use crop/sites use rates dilution ratios precautions and limitations that appear on the tank mix product label No label dosage rate should be exceeded and the most restrictive label precautions and limitations should be followed

Prefix Herbicide is compatible with most common tank mix partners However the physical compatibility of Prefix Herbicide with tank mix partners should be tested before use To determine the physical compatibility of Prefix Herbicide with other products use a jar test as described below

**Note** Do not use nitrogen solutions or fluid fertilizers as a complete or partial spray carrier when applying Prefix Herbicide as a postemergence application to soybeans as these combinations may cause crop injury

### Compatibility Test

A jar test is recommended before tank mixing to ensure compatibility of Prefix Herbicide with other pesticides The following test assumes a spray volume of 25 gal /A For other spray volumes make appropriate changes in the ingredients

**Note** Nitrogen solutions or complete fluid fertilizers may replace all or part of the water in the spray for preplant surface preplant incorporated or preemergence applications only Because liquid fertilizers vary even within the same analysis **always check compatibility with pesticide(s) before use** Incompatibility of tank mixtures is more common with suspensions of fertilizer and pesticides

### Test Procedure

- 1 Add 1.0 pt of carrier (fertilizer or water) to each of 2 one qt jars with tight lids  
**Note** Use the same source of water that will be used for the tank mix and conduct the test at the temperature the tank mix will be applied
- 2 To one of the jars add ¼ tsp or 1.2 milliliters of a compatibility agent approved for this use such as Compex® or Unite® (¼ tsp is equivalent to 2.0 pt /100 gals spray) Shake or stir gently to mix
- 3 To both jars add the appropriate amount of pesticide(s) in their relative proportions based on recommended label rates If more than one pesticide is used add them separately with dry pesticides first flowables next and emulsifiable concentrates last After each addition shake or stir gently to thoroughly mix



- 4 After adding all ingredients put lids on and tighten and invert each jar ten times to mix Let the mixtures stand 15 30 minutes and then look for separation large flakes precipitates gels heavy oily film on the jar or other signs of incompatibility Determine if the compatibility agent is needed in the spray mixture by comparing the two jars If either mixture separates but can be remixed readily the mixture can be sprayed as long as good agitation is used If the mixtures are incompatible test the following methods of improving compatibility (a) Slurry the dry pesticide(s) in water before addition or (b) add 1/2 the compatibility agent to the fertilizer or water and the other 1/2 to the emulsifiable concentrate or flowable pesticide before addition to the mixture If incompatibility is still observed do not use the mixture
- 5 After compatibility testing is complete dispose of any pesticide wastes in accordance with the **Storage and Disposal** section in this label

---

**APPLICATION DIRECTIONS**

---

**Activation**

A small amount of soil moisture is required to activate Prefix Herbicide following application In areas of low rainfall a preemergence application to dry soil should be followed with light irrigation of 0.25 0.5 inch of water As with many surface applied herbicides weed control and crop tolerance may vary with rainfall and/or soil texture If rainfall or irrigation within 7 10 days does not occur cultivate uniformly with shallow tilling equipment such as a rotary hoe that will not damage soybeans

**Ground Spray Equipment** Apply Prefix Herbicide alone or in tank mixtures by ground equipment in a minimum of 10 gal of spray mixture per acre unless otherwise specified

Use sprayers that provide accurate and uniform application Calibrate the sprayer before use at the beginning of the season For Prefix Herbicide tank mixtures with wettable powder or dry flowable formulations screens and strainers should be no finer than 50 mesh

**Band Applications**

Calculate the amount of herbicide needed for band treatment by the formula

$$\frac{\text{Band width in inches}}{\text{Row width in inches}} \times \text{broadcast rate per acre} = \text{amount needed per acre of field}$$

**Chemigation** Do not apply Prefix Herbicide through any type of irrigation system

**Aerial Application** Apply Prefix Herbicide in water using a minimum spray volume of 5 gal /A Avoid application under conditions where uniform coverage cannot be

obtained or where excessive spray drift may occur. Make applications at a maximum height of 10 ft above the soybeans with low drift nozzles at a maximum pressure of 40 psi.

Avoid application to humans or animals. Flagmen and loaders should avoid inhalation of spray mist and prolonged contact with skin.

### **Aerial Drift Management**

Avoiding spray drift at the application site is the responsibility of the applicator. The interaction of many equipment- and weather-related factors determines the potential for spray drift. The applicator and the grower are responsible for considering all these factors when making decisions.

The following drift management requirements must be followed to avoid off-target drift movement from aerial applications to agricultural field crops:

1. The distance of the outermost nozzles on the boom must not exceed  $\frac{3}{4}$  the length of the wingspan or rotor.
2. Nozzles must always point backward parallel with the air stream and never be pointed downward more than 45 degrees.

Where states have more stringent regulations, they should be observed.

The applicator should be familiar with and take into account the information covered in the **Aerial Drift Reduction Advisory Information** section below.

### **Aerial Drift Reduction Advisory Information**

#### **Information on Droplet Size**

The most effective way to reduce drift potential is to apply large droplets. The best drift management strategy is to apply the largest droplets that provide sufficient coverage and control. Applying larger droplets reduces drift potential, but will not prevent drift if applications are made improperly or under unfavorable environmental conditions (see **Wind, Temperature and Humidity** and **Temperature Inversions**).

#### **Controlling Droplet Size**

- **Volume** – Use high flow rate nozzles to apply the highest practical spray volume. Nozzles with higher rated flows produce larger droplets.
- **Pressure** – Do not exceed the nozzle manufacturer's recommended pressures. For many nozzle types, lower pressure produces larger droplets. When higher flow rates are needed, use higher flow rate nozzles instead of increasing pressure.

- **Number of nozzles** – Use the minimum number of nozzles that provide uniform coverage
- **Nozzle Orientation** – Orienting nozzles so that the spray is released parallel to the air stream produces larger droplets than other orientations and is the recommended practice. Significant deflection from horizontal will reduce droplet size and increase drift potential
- **Nozzle Type** – Use a nozzle type that is designed for the intended application. With most nozzle types, narrower spray angles produce larger droplets. Consider using low drift nozzles. Solid stream nozzles oriented straight back produce the largest droplets and the lowest drift

**Boom Length**

For some use patterns, reducing the effective boom length to less than 3/4 of the wingspan or rotor length may further reduce drift without reducing swath width

**Application Height**

Applications should not be made at a height greater than 10 ft above the top of the largest plants, unless a greater height is required for aircraft safety. Making applications at the lowest height that is safe reduces exposure of droplets to evaporation and wind

**Swath Adjustment**

When applications are made with a crosswind, the swath will be displaced downward. Therefore, on the up and downwind edges of the field, the applicator must compensate for this displacement by adjusting the path of the aircraft upwind. Swath adjustment distance should increase with increasing drift potential (higher wind, smaller drops, etc.)

**Wind**

Drift potential is lowest between wind speeds of 2-10 mph. However, many factors including droplet size and equipment type determine drift potential at any given speed. Application should be avoided below 2 mph due to variable wind direction and high inversion potential. **Note** Local terrain can influence wind patterns. Every applicator should be familiar with local wind patterns and how they affect spray drift

**Temperature and Humidity**

When making applications in low relative humidity, set up equipment to produce larger droplets to compensate for evaporation. Droplet evaporation is most severe when conditions are both hot and dry

## Temperature Inversions

Applications should not occur during a temperature inversion because drift potential is high. Temperature inversions restrict vertical air mixing, which causes small suspended droplets to remain in a concentrated cloud. This cloud can move in unpredictable directions due to the light variable winds common during inversions. Temperature inversions are characterized by increasing temperatures with altitude and are common on nights with limited cloud cover and light to no wind. They begin to form as the sun sets and often continue into the morning. Their presence can be indicated by ground fog; however, if fog is not present, inversions can also be identified by the movement of smoke from a ground source or an aircraft smoke generator. Smoke that layers and moves laterally in a concentrated cloud (under low wind conditions) indicates an inversion, while smoke that moves upward and rapidly dissipates indicates good vertical air mixing.

## Sensitive Areas

Prefix Herbicide should only be applied when the potential for drift to adjacent sensitive areas (e.g., residential areas, bodies of water, known habitat for threatened or endangered species, non-target crops) is minimal (e.g., when wind is blowing away from the sensitive areas).

Avoid application to humans or animals. Flagmen and loaders should avoid inhalation of spray mist and prolonged contact with skin.

## Cleaning Equipment After Application

Because some crops other than soybeans are sensitive to low rates of Prefix Herbicide, special attention must be given to cleaning equipment before spraying a crop other than those registered for use and on this label. Mix only as much spray solution as needed. Immediately after spraying, clean equipment thoroughly using the following procedure:

1. Flush tank, hoses, boom, and nozzles with clean water.
2. Prepare a cleaning solution of one gal. of household ammonia per 50 gal. of water. Many commercial spray tank cleaners may be used as well. Consult your Syngenta representative for a partial listing of approved tank cleaners and more information about proper tank cleaning procedures. Do not use chlorine based cleaners such as Clorox®.
3. When available, use a pressure washer to clean the inside of the spray tank with this solution. Take care to wash all parts of the tank, including the inside top surface. Completely fill the sprayer with the cleaning solution to ensure contact of the cleaning solution with all internal surfaces of the tank and plumbing. Start agitation in the sprayer and thoroughly recirculate the cleaning solution for at

**least 15 minutes** All visible deposits must be removed from the spraying system

- 4 Flush hoses spray lines and nozzles for at least one minute with the cleaning solution
- 5 Do not apply directly to water to areas where surface water is present or to intertidal areas below the mean water mark Do not contaminate water when disposing of equipment wash water or rinsate Do not apply when weather conditions favor drift from target area
- 6 Repeat steps 2 5
- 7 Remove nozzles screens diaphragm check valves and strainers and clean separately in the ammonia cleaning solution after completing the above procedures
- 8 Rinse the complete spraying system with clean water

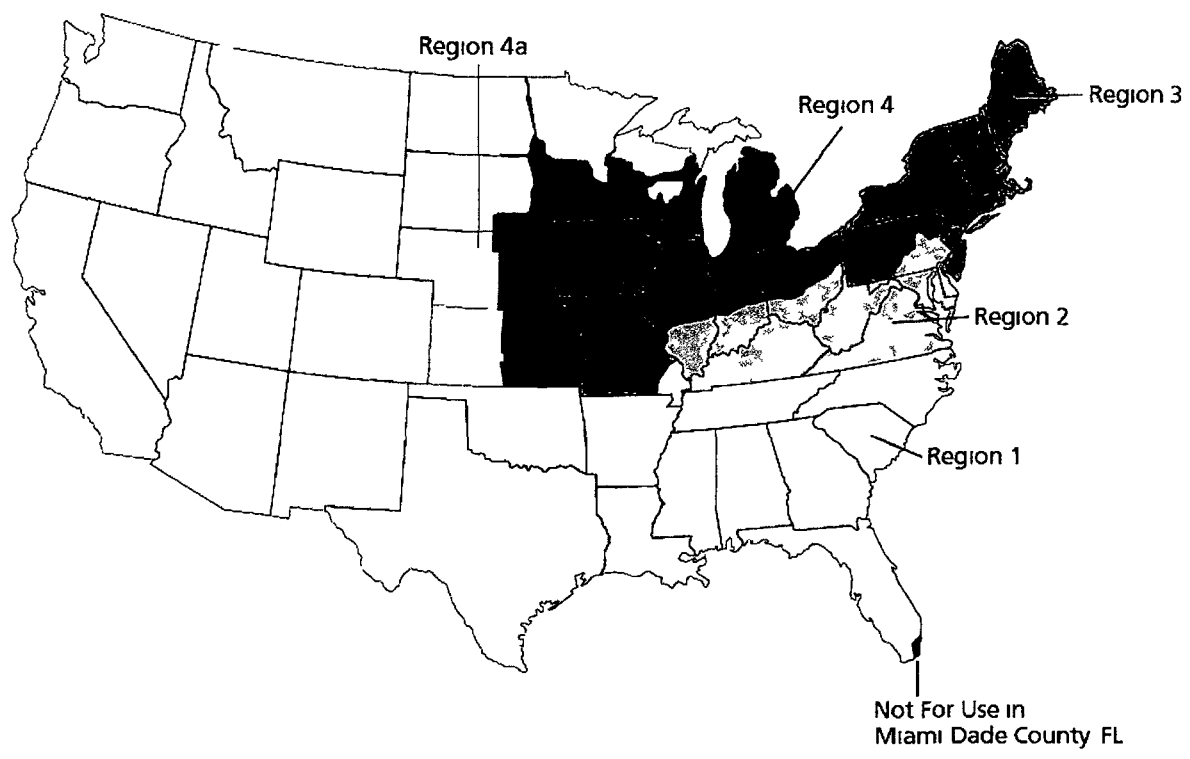
**RESTRICTIONS AND PRECAUTIONS**

- A maximum of 3 pt of Prefix Herbicide **(or a maximum of 0 375 lb a i /A of fomesafen from any product containing fomesafen Flexstar® Prefix or Reflex®)** may be applied per acre per year in Region 1 (see Regional Use Map)
- A maximum of 3 pt of Prefix Herbicide **(or a maximum of 0 375 lb a i /A of fomesafen from any product containing fomesafen Flexstar, Prefix or Reflex)** may be applied per acre in ALTERNATE years in Region 2 (see Regional Use Map)
- A maximum of 2 5 pt of Prefix Herbicide **(or a maximum of 0 313 lb a i /A of fomesafen from any product containing fomesafen Flexstar Prefix or Reflex)** may be applied per acre in ALTERNATE years in Region 3 (see Regional Use Map)
- A maximum of 2 pt of Prefix Herbicide **(or a maximum of 0 25 lb a i /A of fomesafen from any product containing fomesafen Flexstar Prefix, or Reflex)** may be applied per acre in ALTERNATE years in Region 4 (see Regional Use Map)

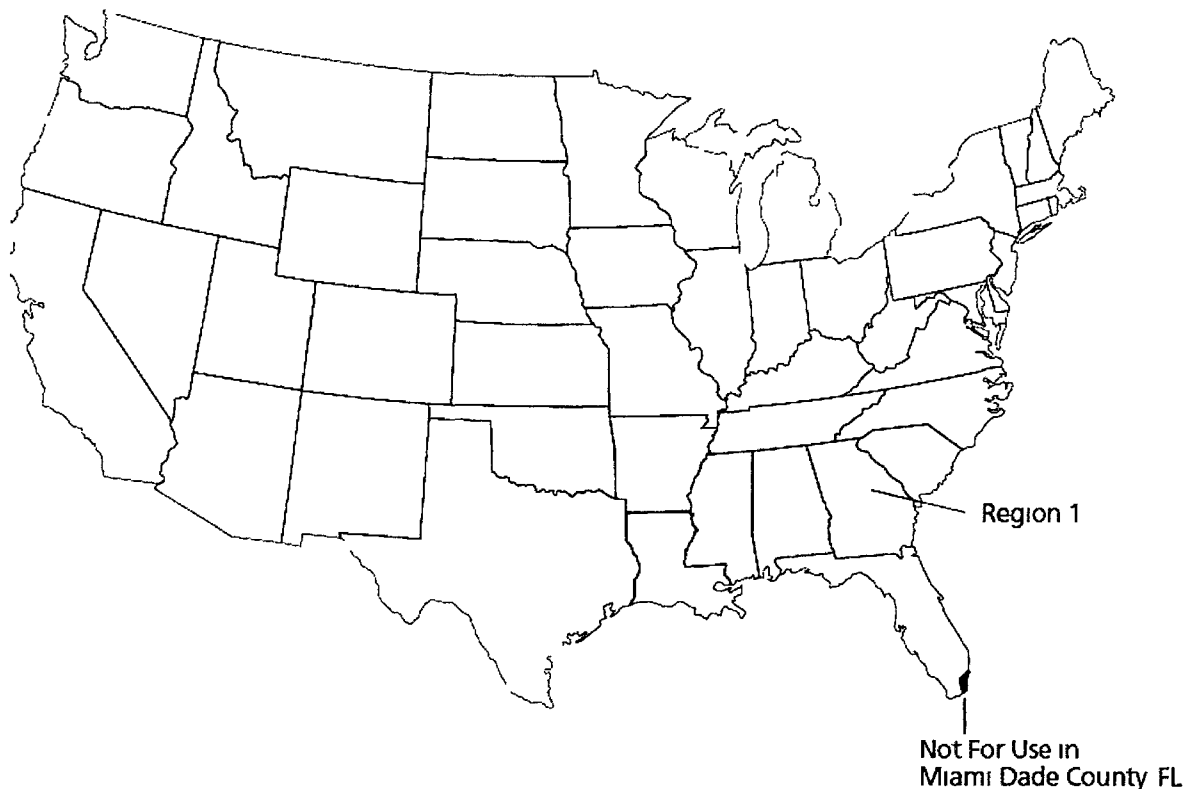
- A maximum of 2 pt of Prefix Herbicide **(or a maximum of 0.25 lb a.i./A of fomesafen from any product containing fomesafen Flexstar Prefix, or Reflex)** may be applied per acre in ALTERNATE years in Region 4a (see Regional Use Map) Apply only to soybeans in Region 4a Do not make a Prefix Herbicide application later than June 10<sup>th</sup> Cumulative rainfall plus overhead irrigation must total 15 inches from the period of Prefix Herbicide application to soybean crop maturity to allow planting of rotational crops listed in this label (refer to Crop Rotation Intervals Following Prefix Herbicide Application section) If the soybean crop is lost or the required cumulative rainfall plus irrigation is not received as outlined above plant only soybeans the following growing season
- Avoid overlapping spray swaths as injury may occur to rotational crops
- Do not graze treated areas or harvest for forage or hay
- Do not exceed 2.48 lb a.i./A/crop of S metolachlor (0.571 gallon/A Prefix Herbicide)
- Do not exceed 2.48 lb a.i./A per year of S metolachlor from applications of Prefix or any other metolachlor containing product
- To prevent off site movement due to runoff or wind erosion
  - Avoid treating powdery dry or light sand soils when conditions are favorable for wind erosion Under these conditions the soil surface should first be settled by rainfall or irrigation
  - Do not apply to impervious substrates such as paved or highly compacted surfaces
  - Do not use tailwater from the first flood or furrow irrigation of treated fields to treat non target crops unless at least 1/2 inch of rainfall has occurred between application and the first irrigation

USE RATES AND WEEDS CONTROLLED

PREFIX HERBICIDE REGIONAL USE MAP



**REGION 1**  
**(Maximum Rate 3 pt /A per year)**



**REGION 1** Includes the following states or portion of states where Prefix Herbicide may be applied Alabama Arkansas Florida (except Miami Dade County) Georgia Louisiana Mississippi Missouri (counties of Bollinger Butler Cape Girardeau Dunklin Madison Mississippi New Madrid Pemiscot Perry Ripley Scott Stoddard and Wayne) North Carolina Oklahoma (East of U S Highway 75 and East of Indian Nation Parkway) South Carolina Tennessee and Texas (includes area east of U S Highway 77 to State Road 239 including all of Calhoun County)



**REGION 2**  
**(Maximum Rate 3 pt /A alternate years)**



**REGION 2** Includes the following states or portion of states where Prefix Herbicide may be applied Delaware Kentucky Maryland Virginia West Virginia South of Interstate 70 in the following states Illinois Indiana and Ohio and all areas South of Interstate 80 to the intersection of U S Highway 15 and East of U S Highway 15 and U S Highway 522 in Pennsylvania

**REGION 3**  
**(Maximum Rate 2.5 pt /A alternate years)**



**REGION 3** Includes the following states or portion of states where Prefix Herbicide may be applied Connecticut Iowa Maine Massachusetts Missouri (all counties except for those listed in Region 1) New Hampshire New Jersey New York Pennsylvania (all areas except those listed in Region 2) Rhode Island Vermont and Wisconsin (South of U S Highway 18 between Prairie Du Chien and Madison and South of Interstate 94 between Madison and Milwaukee) and North of Interstate 70 in following states Indiana Illinois and Ohio

**REGION 4**  
**(Maximum Rate 2 pt /A, alternate years)**



**REGION 4** Includes the following states or portion of states where Prefix Herbicide may be applied Kansas (all counties east of or intersected by U S Highway 281) Michigan (Southern Peninsula) Minnesota (all areas South of Interstate 94) Nebraska (all counties east of or intersected by U S Highway 281) and Wisconsin (all areas except those in Region 3 South of Interstate 94 from Minnesota state line to Eau Claire and South of U S Highway 29 from Eau Claire to Green Bay plus Door and Kewaunee counties The following counties are excluded Clark Marathon Wood Portage Adams Shawano Waupaca Waushara and Marquette) North Dakota (all areas East of Interstate 29 from Fargo south to the South Dakota state line) South Dakota (all areas East of Interstate 29 from the North Dakota state line to Watertown all areas east of Highway 81 from Watertown to Madison and all areas East and South of State Road 34 and U S Highway 281 to the Nebraska state line)

**REGION 4a**  
**(Maximum Rate 2 pt /A alternate years\*)**



**REGION 4a** Includes the following portions of states where Prefix Herbicide may be applied Kansas (all areas west of U S Highway 281 to the Colorado state line) and Nebraska (all areas that intersect west of U S Highway 281 and east of U S Highway 83)

**\*Note** Refer to the Restrictions and Precautions section for additional requirements that must be followed to use Prefix Herbicide in Region 4a

**Replanting**

If replanting is necessary in fields previously treated with Prefix Herbicide the field may be replanted to soybeans. During planting a minimum of tillage is recommended. Do not apply a second application of Prefix Herbicide or any product that contains metolachlor, fomesafen, or S metolachlor as crop injury or illegal residues may occur in harvested soybeans.

**Rotational Crops**

Do not rotate to food or feed crops other than those listed below.

**Table 1 Crop Rotation Intervals Following Prefix Herbicide Application<sup>1</sup>**

Minimum Rotational Interval following Prefix Herbicide Application				
0 Months	1 Month	4-5 Months	10 Months	18 Months
Dry Bean Snap Bean Soybean	Cotton	Barley Oat Rye Wheat	Corn* Peanut Pea Rice	To avoid crop injury do not plant alfalfa, sugar beet, sunflower, sorghum** or any other crops within 18 months.

<sup>1</sup>Cover crops for soil building or erosion control may be planted any time but do not graze or harvest for food or feed. Stand reductions may occur in some areas.

Do not graze rotated small grain crops or harvest forage or straw for livestock.

\*Use a 12 month minimum rotation interval for popcorn in the states of Ohio, Kentucky, Illinois, Indiana, Iowa, and Region 4 when applied at 2.0 pints per acre or greater.

\*Use 18 month minimum rotation interval for sweet corn in the states of Connecticut, Maine, Massachusetts, New Hampshire, New York, Rhode Island, and Vermont.

\*\*Sorghum may be planted back after 10 months in Region 1.

**Rate Ranges**

Where a rate range is within a soil texture/organic matter classification, use a lower rate on soils that are relatively coarse textured and/or low in organic matter. Use a higher rate on soils that are relatively fine textured and/or high in organic matter.

Prefix Herbicide, when applied as directed, will control or partially control the following weeds:

**Table 2 Weeds Controlled or Partially Controlled\* by Prefix Herbicide**

Weed	C = Control PC = Partial Control	Weed	C = Control PC = Partial Control
<b>Annual Grasses</b>			
Barnyardgrass	C	Junglerice	C
Crabgrass spp	C	Panicum fall	C
Crowfootgrass	C	Panicum Texas	PC
Cupgrass prairie	C	Red rice	PC
Cupgrass southwestern	C	Signalgrass broadleaf	C
Foxtail spp	C	Sandbur spp	PC
Goosegrass	C	Shattercane	PC
Johnsongrass seedling	PC	Witchgrass	C
<b>Broadleaves</b>			
Carpetweed	C	Purslane common	C
Cocklebur common	PC	Pusley Florida	C
Ecliptia	C	Ragweed common	C
Galinsoga spp	C	Ragweed giant	PC
Horseweed/marestail	PC	Redweed	C
Jimsonweed	PC	Sida prickly/teaweed	PC
Lambsquarters common	C	Smartweed ladysthumb	C
Morningglory spp	PC	Smartweed Pennsylvania	C
Nightshade eastern black	C	Spurge spotted	C
Nightshade hairy	PC	Starbur bristly	C
Pennycress field	C	Sunflower common	PC
Pepperweed Virginia	C	Velvetleaf	PC
Pigweed spp	C	Waterhemp spp	C
Poinsettia wild	C		
<b>Sedges</b>			
Nutsedge yellow	PC		

\*Partial control means significant activity but not always at a level considered acceptable for commercial weed control

---

## COTTON

---

### Post Directed Application

Apply Prefix Herbicide in emerged cotton as a post directed treatment using precision post directed hooded or shielded application equipment to provide complete coverage of emerged weeds. Apply Prefix Herbicide at 2.2-3.3 pints per acre. Prefix Herbicide will control or partially control certain emerged broadleaf weeds such as hemp sesbania, waterhemp, pigweed species and morningglory species. Apply when broadleaf weeds have 2-4 true leaves in a minimum of 10 gallons spray solution per acre. Prefix Herbicide should be applied with a non ionic surfactant at 0.25 to 0.5% v/v or crop oil concentrate at 1% v/v to emerged weeds if applied alone or in a tank mix with products that do not contain a built in adjuvant. Do not add liquid nitrogen (28% or similar) to Prefix or Prefix tank mixes in cotton. Refer to Table 2 for weeds controlled or partially controlled with soil activation of Prefix Herbicide if rainfall or irrigation occurs within 7-10 days after application.

To broaden the weed control spectrum, Prefix Herbicide may be tank mixed with other labeled post directed herbicides such as Caparol, DSMA, Direx, Envoke®, Karmex, Layby™, Pro, MSMA, Suprend® or glyphosate (such as Touchdown® or Roundup® brands for use in glyphosate tolerant cotton only). Refer to the tank mix partner label for precautionary statements, restrictions, rates and a list of weeds controlled.

Cotton foliage is not tolerant to Prefix Herbicide applications. Avoid contact to cotton foliage and stems that are not fully barked as unacceptable injury will occur. Application equipment should be calibrated (spray pressure, nozzle type and configuration, and orifice size) to avoid fine spray droplets contacting green cotton stems and foliage.

### Post Directed Application Timing in Cotton

Prefix Herbicide may be applied to cotton at least 6 inches in height through layby as a post directed application. All post directed applications should avoid spray contact with any green non barked parts of the cotton plant or foliage as unacceptable injury will occur. Follow the application timing recommendations below for post directed applications in cotton.

#### Shielded and Hooded Applications

Make a precision post directed Prefix Herbicide application to the base of the cotton plant avoiding contact with the cotton stem or foliage when cotton is at least 6 inches in height to avoid cotton injury. Use only hooded or shielded spray equipment to apply Prefix Herbicide in cotton that is at least to 6 inches in height. Adjust nozzles to provide full coverage of emerged target weeds.

**Layby Applications**

Make a post directed Prefix Herbicide application to the base of the cotton plant avoiding contact with any non barked portion of the cotton plant or foliage Use precision post directed equipment or hooded or shielded sprayers on cotton that has developed a minimum of 4 inches of brown bark through layby Application equipment should be configured to provide full coverage of emerged target weeds

**Restrictions Cotton**

- Do not apply Prefix Herbicide later than 80 days before harvest
- Do not apply more than 2.33 pints per acre of Prefix Herbicide in any year and also adhere to the maximum rate that may be applied in each geographic region (refer to the Prefix Herbicide Regional Use Map)
- Do not graze or feed forage or fodder from cotton to livestock

---

**SOYBEAN**

---

**PREFIX HERBICIDE FOUNDATION TREATMENT FOR PLANNED TWO PASS WEED CONTROL PROGRAMS IN ALL TILLAGE SYSTEMS**

Prefix Herbicide at 2 pt /A may be applied as a preemergence application on all soils to reduce competition from weeds for a period of up to 5 weeks when followed by a planned postemergence herbicide application in conventional and glyphosate tolerant soybeans Refer to Table 2 for weeds controlled or partially controlled For the postemergence herbicide application consult the selected postemergence herbicide manufacturer s label for weeds controlled optimum weed size application rate additional use directions precautions and limitations before use

**Preplant Surface Applied** For minimum tillage or no tillage systems only Prefix Herbicide may be applied at 2 pt /A prior to soybean planting If weeds are present at the time of treatment apply Prefix Herbicide in a tank mixture with a burndown herbicide (such as Gramoxone Inteon® or glyphosate brands) To the extent possible minimize movement of treated soil out of the row or untreated soil to the surface during planting or weed control will be diminished Follow with a postemergence herbicide applied at the labeled rate and within the specific growth stage for soybeans and weed spectrum Recommended postemergence treatments include any product or combination of products labeled to control the specific weeds remaining in the field including glyphosate (such as Touchdown or Roundup) brands (for use on glyphosate tolerant soybeans only)

**Preplant Incorporated** Apply Prefix Herbicide at 2 pt /A in conventional tillage systems where incorporation into the top 2 inches of soil occurs within 7 days after



application using a finishing disk harrow rolling cultivator or similar implement capable of providing uniform 2 inch incorporation Follow with a postemergence herbicide applied at the labeled rate and within the specific growth stage for soybeans and weed spectrum Recommended postemergence treatments include any product or combination of products labeled to control the specific weeds remaining in the field including glyphosate (for example Touchdown or Roundup) brands (for use on glyphosate tolerant soybeans only)

**Preemergence** Apply Prefix Herbicide at 2 pt /A during planting (behind the planter) or after planting but before weeds or soybeans emerge in conventional conservation or no till systems If weeds are present at the time of treatment apply Prefix Herbicide in a tank mixture with a burndown herbicide (such as Gramoxone Inteon or glyphosate brands) Follow with a postemergence herbicide applied at the labeled rate and within the specific growth stage for soybeans and weed spectrum Recommended postemergence treatments include any product or combination of products labeled to control the specific weeds remaining in the field including glyphosate (such as Touchdown or Roundup) brands (for use on glyphosate tolerant soybeans only)

**PREFIX HERBICIDE IN CONVENTIONAL TILLAGE SYSTEMS**

For conventional tillage systems Prefix Herbicide may be applied preplant incorporated or preemergence for control or partial control of weeds listed in Table 2 Prefix Herbicide may be applied alone or in tank mix or followed sequentially with postemergence herbicides to broaden the weed control spectrum or control newly emerged weeds Refer to Table 3 for Prefix Herbicide rates

**Preplant Incorporated Application**

Incorporate Prefix Herbicide uniformly into the top 2 inches of soil within 7 days after application and before planting using a disk field cultivator rolling cultivator or similar implement Apply Prefix Herbicide preplant incorporated if furrow irrigation is used or when a period of dry weather after application is expected

**Preemergence Application**

Apply during planting (behind the planter) or after planting but before weeds or soybeans emerge Dry weather following preemergence application of Prefix Herbicide may reduce effectiveness If weeds develop cultivate uniformly with shallow tilling equipment such as a rotary hoe that will not damage soybeans

**Table 3 Prefix Herbicide Use Rates Conventional Tillage Systems (Broadcast Rates)**

Soil Texture	Regions	Pints/A	
		0.5 to 3% Organic Matter	Over 3% Organic Matter
<b>COARSE</b> (Sand loamy sand sandy loam)	1 2	2	2 2 25
	3	2	2 2 25
	4	2	2
<b>MEDIUM</b> (Loam silt loam silt)	1 2	2 25 2 5	2 5 2 75
	3	2 2 25	2 25 2 5
	4	2	2
<b>FINE</b> (Sandy clay loam sandy clay silty clay silty clay loam clay clay loam)	1 2	2 75 3	2 75 3
	3	2 5*	2 5*
	4	2*	2*

\*If weeds emerge before full canopy closure apply an appropriate postemergence product

**PREFIX HERBICIDE USE RATES FOR REDUCED AND NO TILL SYSTEMS**

**Preplant Surface and Preemergence Application**

Prefix Herbicide may be used in reduced till and no till systems. Prefix Herbicide may be applied up to 15 days before planting or preemergence but before soybean emergence. For control or partial control of weeds listed in Table 2 use the high end of the rate range for Prefix Herbicide applications made 15 days before planting. Refer to Table 4 for Prefix Herbicide rates. If weeds are present at time of application burndown herbicides may be tank mixed with Prefix Herbicide (see **Burndown Weed Control** section). Prefix Herbicide may be followed sequentially with postemergence herbicides to broaden the weed control spectrum or control newly emerged weeds.

**Table 4 Prefix Herbicide Use Rates for Reduced Till and No Till Systems (Broadcast Rates)**

Soil Texture	Regions	Pints/A <sup>1</sup>
<b>COARSE</b> (Sand loamy sand sandy loam)	1 2	2 2 5
	3	2 2 25
	4	2*
<b>MEDIUM</b> (Loam silt loam silt sandy clay sandy clay loam)	1 2	2 5 2 75
	3	2 25 2 5
	4	2*
<b>FINE</b> (Sandy clay loam sandy clay silty clay silty clay loam clay clay loam)	1 2	2 75 3
	3	2 5*
	4	2*

\*If weeds emerge before full canopy closure apply an appropriate postemergence product

<sup>1</sup>Use the lower rate range for low residue level or soils with less than 3% organic matter  
Use the higher rate range for high residue level or soils with greater than 3% organic matter

**BURNDOWN WEED CONTROL**

Prefix Herbicide can be used as part of a burndown herbicide program for control of existing vegetation prior to soybean planting and/or emergence in conservation tillage (reduced tillage/no till) systems Prefix Herbicide may be tank mixed with 2 4 D low volatile ester (LVE) Gramoxone Inteon glyphosate (such as Touchdown or Roundup brands) Fusilade® DX Fusion® Poast Plus® or Select® for control of emerged weeds prior to soybean planting or crop emergence Refer to the tank mix product labels for specific rates use directions precautions and limitations

**HERBICIDES THAT MAY BE APPLIED POSTEMERGENCE FOLLOWING PREFIX HERBICIDE**

If required application of Prefix Herbicide alone or in tank mixture may be followed by an application of a postemergence herbicide to provide additional control of certain weeds Postemergence herbicides such as those listed below may be applied

Aim®	Fusilade DX	Resource®
Arrow®	Fusion	Roundup Brands <sup>1</sup>
Assure® II	Harmony® GT XP	Scepter®
Basagran®	Ignite® 280 SL <sup>2</sup>	Select
Classic®	Poast®	Synchrony® STS®
Cobra®	Poast Plus	Synchrony® XP
Extreme® <sup>1</sup>	Pursuit®	Touchdown Brands <sup>1</sup>
FirstRate®	Raptor®	Ultra Blazer®

<sup>1</sup>Use on glyphosate tolerant soybeans only

<sup>2</sup>Use on LibertyLink® soybeans only

Refer to the above information and the individual product labels for use directions use rates and special precautions/restrictions

**POSTEMERGENCE APPLICATION**

Prefix Herbicide may be applied at 2 2 33 pt /A as a postemergence application from cracking through the third trifoliolate stage of soybeans Necrotic spotting bronzing leaf crinkling or curling of soybean leaves may occur following postemergence applications but soybeans soon outgrow these effects and develop normally Refer to Table 2 for weeds controlled or partially controlled with soil activation of Prefix if rainfall or irrigation occurs within 7 10 days after postemergence application Prefix alone may control or partially control certain emerged broadleaf weeds however for broad spectrum control

tank mix Prefix with glyphosate (such as Touchdown or Roundup brands) in glyphosate tolerant soybeans only Add nonionic surfactant (NIS) containing at least 75% surface active agent at 0.25% v/v to the final spray volume if Prefix is applied alone or tank mixed with glyphosate products that do not contain a built in adjuvant Do not use crop oil concentrate (COC) when applying Prefix postemergence as these spray adjuvants may increase soybean injury

**Tank Mixtures for Postemergence Applications in Soybeans**

Prefix may be tank mixed with one or more of the following herbicides

- Touchdown Brands\*
- Roundup Brands\*
- Glyphosate products (such as Glyphomax®)\*

\*Apply to glyphosate tolerant soybeans only

Prefix may be tank mixed with one or more of the following insecticides

Karate® Insecticide with Zeon Technology

Refer to this label and the labels of the tank mix partners for application methods and timings precautionary statements restrictions rates and weeds or insects controlled

**Restrictions and Use Precautions for Postemergence Application to Soybeans**

- Apply only in water as the carrier for postemergence applications
- Do not use Prefix postemergence on soybeans that are under stress including but not limited to that caused by drought insect disease or injury from cultivation
- Do not exceed 2.33 pt /A of Prefix in a single postemergence application
- Do not exceed 3.0 pt /A of Prefix per acre per season Refer to **Regional Use Map** for maximum rate that may be applied within a specific region
- Do not exceed 2.48 lb a.i. /A per year of S metolachlor from applications of Prefix or any other metolachlor containing product
- Make postemergence applications at least 90 days before harvest
- Do not graze or feed treated forage or hay from soybeans to livestock following a postemergence application of Prefix

**STORAGE AND DISPOSAL**

Do not contaminate water food or feed by storage and disposal

**Pesticide Storage**

This product will freeze at a temperature of approximately 5°F but upon warming will thaw out to a fully homogeneous product

**Pesticide Disposal**

Open dumping is prohibited Wastes resulting from the use of this product are toxic Improper disposal of unused pesticide spray mixture or rinsate is a violation of federal law Pesticide spray mixture or rinsate that cannot be used according to label instructions must be disposed of according to federal state or local procedures For guidance in proper disposal methods contact your State Pesticide or Environmental Control Agency or the Hazardous Waste representative at the nearest EPA Regional Office

**Container Handling [less than 5 gallons]**

Non refillable container Do not reuse or refill this container Offer for recycling if available Triple rinse container (or equivalent) promptly after emptying Triple rinse as follows empty the remaining contents into application equipment or a mix tank and drain for 10 seconds after the flow begins to drip Fill the container ¼ full with water and recap Shake for 10 seconds Pour rinsate into application equipment or a mix tank or store rinsate for later use or disposal Drain for 10 seconds after the flow begins to drip Repeat this procedure two more times Then offer for recycling if available or puncture and dispose of in a sanitary landfill or by incineration or if allowed by state and local authorities by burning If burned stay out of smoke

**Container Handling [Bulk/Mini Bulk]**

Refillable container Refill this container with Prefix Herbicide only Do not reuse this container for any other purpose Cleaning the container before final disposal is the responsibility of the person disposing of the container Cleaning before refilling is the responsibility of the refiller To clean container before final disposal empty the remaining contents from this container into application equipment or mix tank Fill the container about 10 percent full with water Agitate vigorously or recirculate water with the pump for 2 minutes Pour or pump rinsate into application equipment or rinsate collection system Repeat this rinsing procedure two more times Then offer for recycling if available or puncture and dispose of in a sanitary landfill or by incineration or if allowed by state and local authorities by burning If burned stay out of smoke

For minor spills leaks etc follow all precautions indicated on this label and clean up immediately Take special care to contain spills leaks and other accidents to prevent further exposure of facilities and equipment Absorb spilled product with absorbing materials and dispose of in an approved waste disposal facility In the event of a major spill fire or other emergency call 1 800 888 8372 day or night

**CONTAINER IS NOT SAFE FOR FOOD, FEED OR DRINKING WATER!**

#### **CONDITIONS OF SALE AND LIMITATION OF WARRANTY AND LIABILITY**

**NOTICE** Read the entire Directions for Use and Conditions of Sale and Limitation of Warranty and Liability before buying or using this product If the terms are not acceptable return the product at once unopened and the purchase price will be refunded

The Directions for Use of this product must be followed carefully It is impossible to eliminate all risks inherently associated with the use of this product Crop injury ineffectiveness or other unintended consequences may result because of such factors as manner of use or application weather or crop conditions presence of other materials or other influencing factors in the use of the product which are beyond the control of SYNGENTA CROP PROTECTION Inc or Seller To the extent consistent with applicable law Buyer and User agree to hold SYNGENTA and Seller harmless for any claims relating to such factors

SYNGENTA warrants that this product conforms to the chemical description on the label and is reasonably fit for the purposes stated in the Directions for Use subject to the inherent risks referred to above when used in accordance with directions under normal use conditions To the extent consistent with applicable law (1) this warranty does not extend to the use of the product contrary to label instructions or under conditions not reasonably foreseeable to or beyond the control of Seller or SYNGENTA and (2) Buyer and User assume the risk of any such use To the extent consistent with applicable law SYNGENTA MAKES NO WARRANTIES OF MERCHANTABILITY OR OF FITNESS FOR A PARTICULAR PURPOSE NOR ANY OTHER EXPRESS OR IMPLIED WARRANTY EXCEPT AS WARRANTED BY THIS LABEL

To the extent consistent with applicable law in no event shall SYNGENTA be liable for any incidental consequential or special damages resulting from the use or handling of this product **TO THE EXTENT CONSISTENT WITH APPLICABLE LAW, THE EXCLUSIVE REMEDY OF THE USER OR BUYER, AND THE EXCLUSIVE LIABILITY OF SYNGENTA AND SELLER FOR ANY AND ALL CLAIMS, LOSSES, INJURIES OR DAMAGES (INCLUDING CLAIMS BASED ON BREACH OF WARRANTY CONTRACT, NEGLIGENCE TORT, STRICT LIABILITY OR OTHERWISE) RESULTING FROM THE USE OR HANDLING OF THIS PRODUCT, SHALL BE THE RETURN OF THE PURCHASE PRICE OF THE PRODUCT OR AT THE ELECTION OF SYNGENTA OR SELLER, THE REPLACEMENT OF THE PRODUCT**

SYNGENTA and Seller offer this product and Buyer and User accept it subject to the foregoing Conditions of Sale and Limitation of Warranty and Liability which may not be modified except by written agreement signed by a duly authorized representative of SYNGENTA

Flexstar® Fusilade DX® Fusion® Gramoxone Inteon® Karate® Insecticide with Zeon Technology Prefix® Reflex® Touchdown® and the SYNGENTA Logo are Trademarks of a Syngenta Group Company

Aim® trademark of FMC Corporation

Arrow® trademark of Agrilance LLC

Assure II® trademark of Nissan Chemical Industries Ltd

Basagran® Extreme® Poast® Poast Plus® Pursuit® Raptor® and Scepter® trademarks of BASF Ag Products

Classic® Harmony® GT Synchrony® Synchrony® XP and Viton® trademarks of E I duPont de Nemours and Co

Clorox® trademark of The Clorox Company

Cobra® Resource® and Select® trademarks of Valent USA Corporation

Compex® trademark of KALO Inc

FirstRate® and Glyphomax® trademarks of Dow AgroSciences

Ignite® and LibertyLink® trademarks of Bayer CropScience

Roundup® trademark of Monsanto Company

Ultra Blazer® trademark of United Phosphorus Inc

Unite® trademark of United Agri Products

©201X Syngenta

For non emergency (e.g. current product information) call Syngenta Crop Protection at 1 800 334 9481

Manufactured for  
Syngenta Crop Protection Inc  
P O Box 18300  
Greensboro North Carolina 27419 8300



[BASE LABEL 2.5 GALLON]

**Note** It is illegal to sell use or distribute this product within or into Nassau County or Suffolk County New York

**GROUP 14 15 HERBICIDES**

Prefix® Herbicide

For control of certain grasses and broadleaf weeds in soybeans and cotton

Active Ingredients	
S metolachlor*	46.4%
Sodium Salt of Fomesafen**	10.2%
Other Ingredients	43.4%
Total	100.0%

Contains 4.34 lb of S metolachlor and 9.7% fomesafen or 0.95 lb of fomesafen active ingredient per gallon

\*CAS No 87392 12 9

\*\*CAS No 108731 70 0

**KEEP OUT OF REACH OF CHILDREN**

## **WARNING/AVISO**

**Si usted no entiende la etiqueta, busque a alguien para que se la explique a usted en detalle. If you do not understand the label, find someone to explain it to you in detail**

See additional precautionary statements and directions for use in attached booklet

### **AGRICULTURAL USE REQUIREMENTS**

Use this product only in accordance with its labeling and with the Worker Protection Standard 40 CFR part 170. Refer to supplemental labeling under Agricultural Use Requirements in the Directions for Use section for information about this standard

EPA Reg No 100 1268

EPA Est

2.5 gallons

Net Contents

**Hazards to Humans and Domestic Animals**

**WARNING**

Causes substantial but temporary eye injury Do not get in eyes or on clothing Harmful if swallowed

**FIRST AID**

**If in eyes** Hold eye open and rinse slowly and gently with water for 15 20 minutes Remove contact lenses if present after the first 5 minutes then continue rinsing eye Call a poison control center or doctor for treatment advice

**If swallowed** Call a poison control center or doctor immediately for treatment advice Have person sip a glass of water if able to swallow Do not induce vomiting unless told to do so by the poison control center or doctor Do not give anything by mouth to an unconscious person

**If inhaled** Move person to fresh air If person is not breathing call 911 or an ambulance then give artificial respiration preferably by mouth to mouth if possible Call a poison control center or doctor for further treatment advice

If on skin or clothing Take off contaminated clothing Rinse skin immediately with plenty of water for 15 20 minutes Call a poison control center or doctor for treatment advice

Have the product container or label with you when calling a poison control center or doctor or going for treatment

**HOT LINE NUMBER** For 24 Hour Medical Emergency Assistance (Human or Animal) or Chemical Emergency Assistance (Spill Leak Fire or Accident) CALL

**1 800 888 8372**

**Environmental Hazards** For Terrestrial Uses Do not apply directly to water or to areas where surface water is present or to intertidal areas below the mean high water mark Do not contaminate water when disposing of equipment wash water or rinsate Do not apply when weather conditions favor drift from target area

**Ground Water Advisory** S metolachlor is known to leach through soil into ground water under certain conditions as a result of label use This chemical may leach into ground water if used in areas where soils are permeable particularly where the water table is shallow

Fomesafen is known to leach through soil into groundwater under certain conditions as a result of label use This chemical may leach into groundwater if used in areas where soils are permeable particularly where the water table is shallow

**Surface Water Advisory** S metolachlor has the potential to contaminate surface water through ground spray drift Under some conditions S metolachlor may also have a high potential for runoff into surface water (primarily via dissolution in runoff water) for several months post application These include poorly draining or wet soils with readily

visible slopes toward adjacent surface waters frequently flooded areas areas overlaying extremely shallow ground water areas with in field canals or ditches that drain to surface water areas not separated from adjacent surface waters with vegetated filter strips and areas overlaying tile drainage systems that drain to surface water

**Mixing/Loading Instructions** Care must be taken when using this product to prevent back siphoning into wells spills or improper disposal of excess pesticide spray mixtures or rinsates

Check valves or antisiphoning devices must be used on all mixing and/or irrigation equipment

This product may not be mixed or loaded within 50 ft of perennial or intermittent streams and rivers natural or impounded lakes and reservoirs This product may not be mixed/loaded or used within 50 ft of all wells including abandoned wells drainage wells and sink holes \*

\*For exceptions to this restriction see the **Environmental Hazards** section of the **Precautionary Statements** in attached booklet

**Aerial Drift Management Requirements** Do not apply this product by air unless the supplemental labeling on Aerial Drift Management in attached booklet is followed

**Chemigation** Do not apply this product through any type of irrigation system

**STORAGE AND DISPOSAL**

Do not contaminate water food or feed by storage and disposal

**Pesticide Storage** This product will freeze at a temperature of approximately 5 degrees Fahrenheit but upon warming will thaw out to a fully homogeneous product

**Pesticide Disposal** Open dumping is prohibited Wastes resulting from the use of this product are toxic Improper disposal of unused pesticide spray mixture or rinsate is a violation of federal law Pesticide spray mixture or rinsate that cannot be used according to label instructions must be disposed of according to federal state or local procedures For guidance in proper disposal methods contact your State Pesticide or Environmental Control Agency or the Hazardous Waste representative at the nearest EPA Regional Office

**Container Handling** Non refillable container Do not reuse or refill this container Offer for recycling if available Triple rinse container (or equivalent) promptly after emptying Triple rinse as follows empty the remaining contents into application equipment or a mix tank and drain for 10 seconds after the flow begins to drip Fill the container 1/4 full with water and recap Shake for 10 seconds Pour rinsate into application equipment or a mix tank or store rinsate for later use or disposal Drain for

10 seconds after the flow begins to drip Repeat this procedure two more times Then offer for recycling if available or puncture and dispose of in a sanitary landfill or by incineration or if allowed by state and local authorities by burning If burned stay out of smoke

For minor spills leaks etc follow all precautions indicated on this label and clean up immediately Take special care to contain spills leaks and other accidents to prevent further exposure of facilities and equipment Absorb spilled product with absorbing materials and dispose of in an approved waste disposal facility In the event of a major spill fire or other emergency call 1 800 888 8372 day or night

Prefix® and the Syngenta logo are trademarks of a Syngenta Group Company

©201X Syngenta

Manufactured for  
Syngenta Crop Protection Inc  
P O Box 18300  
Greensboro North Carolina 27419 8300

PREFIX 1268 MAS AMEND 0212 bb 2 7 12

000100 01268 20120207 PREFIX AMEND FEB2012 pdf

37/39

JUN 14 2012

**SUPPLEMENTAL LABELING**

**Syngenta Crop Protection LLC**  
P O Box 18300  
Greensboro North Carolina 27419 8300  
**SCP 1268A S2 1210**

100-1268

**GROUP 14 15 HERBICIDES**

**Prefix® Herbicide**

For control of certain grasses and broadleaf weeds in soybeans and cotton

**This supplemental labeling expires on September 1 2015 and must not be used or distributed after this date**

Active Ingredients	
S metolachlor*	46.4%
Sodium Salt of Fomesafen *	10.2%
Other Ingredients	43.4%
Total	100.0%

Contains 4.34 lb of S metolachlor and 9.7% fomesafen or 0.95 lb of fomesafen active ingredient per gallon

\*CAS No 87392 12 9  
\*\*CAS No 108731 70 0

**KEEP OUT OF REACH OF CHILDREN**

**WARNING/AVISO**

Si usted no entiende la etiqueta busque a alguien para que se la explique a usted in detalle. If you do not understand the label find someone to explain it to you in detail.

See additional precautionary statements and directions for use inside booklet

**EPA Reg No 100 1268**

All applicable directions restrictions and precautions on the EPA registered label are to be followed. Before using Prefix Herbicide as permitted according to this supplemental label read and follow all applicable directions restrictions and precautions on the EPA registered label on or attached to the pesticide product container. This Supplemental Labeling contains revised use instructions and or restrictions that may be different from those that appear on the container label. This Supplemental Labeling must be in the possession of the user at the time of pesticide application. It is a violation of Federal law to use this product in a manner inconsistent with its labeling.



### DIRECTIONS FOR USE

#### RESTRICTIONS AND PRECAUTIONS

- A maximum of 2 pt of Prefix Herbicide (or a maximum of 0.25 lb a.i./A of fomesafen from any product containing fomesafen Flexstar® Prefix or Reflex®) may be applied per acre in ALTERNATE years in Region 4a (see Regional Use Map) Apply only to soybeans in Region 4a Do not make a Prefix Herbicide application later than June 10<sup>th</sup> Cumulative rainfall plus overhead irrigation must total 15 inches from the period of Prefix Herbicide application to soybean crop maturity to allow planting of rotational crops listed in this label (refer to Crop Rotation Intervals Following Prefix Herbicide Application section) If the soybean crop is lost or the required cumulative rainfall plus irrigation is not received as outlined above plant only soybeans the following growing season

**REGION 4a**  
**(Maximum Rate 2 pt /A alternate years\*)**



**REGION 4a** Includes the following portions of states where Prefix Herbicide may be applied Kansas (all areas west of U S Highway 281 to the Colorado state line) and Nebraska (all areas that intersect west of U S Highway 281 and east of U S Highway 83)

**\*Note** Refer to the Restrictions and Precautions section for additional requirements that must be followed to use Prefix Herbicide in Region 4a

---

Flexstar® Prefix® Reflex® and the Syngenta logo are trademarks of a Syngenta Group Company

©2012 Syngenta

PREFIX 1268A S2 1210 – bb – 2 7 12/5 17 12