

100-1242

09-30-2010

1/21



UNITED STATES ENVIRONMENTAL PROTECTION AGENCY  
WASHINGTON, D.C. 20460

OFFICE OF CHEMICAL SAFETY  
AND POLLUTION PREVENTION

SEP 30 2010

Ms. Betty Brame  
Product Registration  
Syngenta Crop Protection, Inc.  
P.O. Box 18300  
Greensboro, NC 27419

SUBJECT: Application for Pesticide Notification (PRN 98-10)  
Request Alternate Brand Name "Graduate® Max MP"  
EPA Reg. No. 100-1242  
Application Dated September 17, 2010

Dear Registrant:


The Agency is in receipt of your Application for Pesticide Notification under Pesticide Registration Notice (PRN) 98-10 dated 09/17/10 for the above product. The Registration Division (RD) has conducted a review of this request for its applicability under PRN 98-10 and finds that the action(s) requested fall within the scope of PRN 98-10. The label submitted with the application has been stamped "Notification" received but not reviewed and will be placed in our records.

If you have any questions, please call me directly at 703-305-5335 or Owen F. Beeder of my staff at 703-308-8899.

Sincerely,

A handwritten signature in cursive script that reads "Paul J. Mastradone".

Paul J. Mastradone, Ph.D., Acting  
Notifications & Minor Formulations Team Leader  
Registration Division (7505P)  
Office of Pesticide Programs

 <b>United States</b> <b>Environmental Protection Agency</b> Washington, DC 20460	<input type="checkbox"/> Registration <input type="checkbox"/> Amendment <input checked="" type="checkbox"/> Other	OPP Identifier Number _____
---	--	--------------------------------

**Application for Pesticide - Section I**

1. Company/Product Number 100-1242	2. EPA Product Manager Ms. Mary Waller	3. Proposed Classification <input type="checkbox"/> None <input type="checkbox"/> Restricted
4. Company/Product (Name) Scholar® SC	PM# 21	
5. Name and Address of Applicant (Include ZIP Code) Syngenta Crop Protection, Inc. P. O. Box 18300 Greensboro, NC 27419 <input type="checkbox"/> Check if this is a new address		6. Expedited Review. In accordance with FIFRA Section 3(c)(3) (b)(i), my product is similar or identical in composition and labeling to:  EPA Reg. No. _____  Product Name _____

**Section - II**

<input type="checkbox"/> Amendment - Explain below.	<input type="checkbox"/> Final printed labels in response to Agency letter dated _____	<b>NOTIFICATION</b>  <b>SEP 3 0 2010</b>
<input type="checkbox"/> Resubmission in response to Agency letter dated _____	<input type="checkbox"/> "Me Too" Application.	
<input checked="" type="checkbox"/> Notification - Explain below.	<input type="checkbox"/> Other - Explain below.	


**Explanation:** Use additional page(s) if necessary. (For Section I and Section II.)  
 This notification is consistent with the provisions of PR Notice 98-10 and EPA regulations at 40 CFR 152.46, and no other changes have been made to the labeling or the confidential statement of formula of this product. I understand that it is a violation of 18 U.S.C. Sec. 1001 to willfully make any false statement to EPA. I further understand that if this notification is not consistent with the terms of PR Notice 98-10 and 40 CFR 152.46, this product may be in violation of FIFRA and I may be subject to enforcement action and penalties under sections 12 and 14 of FIFRA.

Syngenta Crop Protection, Inc. is submitting Notification of an alternate brand name for Scholar SC (EPA Reg. No. 100-1242). The alternate brand name for Scholar SC will be Graduate® Max MP. Enclosed is one copy of the label with the alternate brand name highlighted, a clean label copy, a CD of the label with the alternate brand name for electronic comparison, a Certificate With Respect to Label Integrity form, and EPA Form 8570-1.

**Section - III**

<b>1. Material This Product Will Be Packaged In:</b>				<b>2. Type of Container</b>	
Child-Resistant Packaging <input type="checkbox"/> Yes* <input checked="" type="checkbox"/> No	Unit Packaging <input type="checkbox"/> Yes <input checked="" type="checkbox"/> No	Water Soluble Packaging <input type="checkbox"/> Yes <input checked="" type="checkbox"/> No			<input type="checkbox"/> Metal <input checked="" type="checkbox"/> Plastic <input type="checkbox"/> Glass <input type="checkbox"/> Paper <input type="checkbox"/> Other (Specify) _____
*Certification must be submitted		If "Yes" Unit Packaging wgt.    No. per Container	If "Yes" Unit Packaging wgt.    No. per container		
3. Location of Net Contents Information <input checked="" type="checkbox"/> Label <input type="checkbox"/> Container		4. Size(s) Retail Container 2.5 gallons, Bulk		5. Location of Label Directions <input checked="" type="checkbox"/> On Label <input type="checkbox"/> On Labeling accompanying product	
6. Manner in Which Label is Affixed to Product <input type="checkbox"/> Lithograph <input type="checkbox"/> Paper glued <input type="checkbox"/> Stenciled				<input checked="" type="checkbox"/> Other <u>Pressure Sensitive</u>	

**Section - IV**

<b>1. Contact Point (Complete items directly below for identification of individual to be contacted, if necessary, to process this application.)</b>					
Name Betty Brame	Title Regulatory Specialist	Telephone No. (Include Area Code) 336-632-7466			
<b>Certification</b>					6. Date Application Received (Stamped)  _____ _____ _____ _____ _____
I certify that the statements I have made on this form and all attachments thereto are true, accurate and complete. I acknowledge that any knowingly false or misleading statement may be punishable by fine or imprisonment or both under applicable law.					
2. Signature 	3. Title Regulatory Specialist				
4. Typed Name Betty Brame	5. Date September 17, 2010				

# Certification with Respect to Label Integrity

Version: 9/11/02

I certify that the information (including, but not limited to, text, tables, and graphics) contained in the electronic file identified below by file name and submitted with this certification is the same information as that on the paper copies of these documents included with this submission.

PROPOSED LABEL		
EPA Registration #	Date Submitted to EPA	
100-1242	9/17/10	000100-01242.20100917.SCHOLARSC-NOTIF-0910.pdf

I certify that the statements that I have made on this form are true, accurate, and complete. I acknowledge that any knowingly false or misleading statements may be punishable by fine or imprisonment or both under applicable law.

*Betty Brame*

Signature

September 17, 2010

Date

Betty Brame

Name (typed)

Regulatory Specialist II

Title



5/21

[MASTER]

**Scholar® SCGraduate® Max MP**

GROUP 12 FUNGICIDE  
NOTIFICATION

**Fungicide**

SEP 30 2010

Active Ingredient:		
Fludioxonil:*	.....	20.4%
Other Ingredients:	.....	79.6%
Total:		100.0%

\*CAS No. 131341-86-1

Scholar SCGraduate Max MP is a flowable suspension concentrate

Scholar SCGraduate Max MP contains 1.92 lbs. ai per gallon

**KEEP OUT OF REACH OF CHILDREN.**

**CAUTION**

See additional precautionary statements and directions for use inside booklet.

EPA Reg. No. 100-1242

EPA Est.

Product of  
Formulated in

SCP 1242C

2.5 gallons

Net Contents

<b>FIRST AID</b>	
<b>If in eyes:</b>	<ul style="list-style-type: none"> <li>• Hold eye open and rinse slowly and gently with water for 15-20 minutes. Remove contact lenses, if present, after the first 5 minutes, then continue rinsing eye.</li> <li>• Call a poison control center or doctor for treatment advice.</li> </ul>
<b>If on skin:</b>	<ul style="list-style-type: none"> <li>• Take off contaminated clothing.</li> <li>• Rinse skin immediately with plenty of water for 15-20 minutes.</li> <li>• Call a poison control center or doctor for treatment advice.</li> </ul>
Have the product container or label with you when calling a poison control center or doctor, or going for treatment.	
<b>HOT LINE NUMBER</b> For 24 Hour Medical Emergency Assistance (Human or Animal) or Chemical Emergency Assistance (Spill, Leak, Fire, or Accident), Call <b>1-800-888-8372</b>	

---

**PRECAUTIONARY STATEMENTS**

---

**Hazards to Humans and Domestic Animals**

**CAUTION**

Causes moderate eye irritation. Harmful if absorbed through skin. Avoid contact with eyes, skin, or clothing. Remove and wash contaminated clothing before reuse. Wash thoroughly with soap and water after handling and before eating, drinking, chewing gum, using tobacco or using the toilet.

**Environmental Hazards**

This product is toxic to fish and aquatic invertebrates. Do not contaminate water when disposing of equipment wash waters or rinsates.

**Physical or Chemical Hazards**

Do not use or store near heat or open flame.

**CONDITIONS OF SALE AND LIMITATION OF WARRANTY AND LIABILITY**

**NOTICE:** Read the entire Directions for Use and Conditions of Sale and Limitation of Warranty and Liability before buying or using this product. If the terms are not acceptable, return the product at once, unopened, and the purchase price will be refunded.

The Directions for Use of this product must be followed carefully. It is impossible to eliminate all risks inherently associated with the use of this product. Crop injury, ineffectiveness or other unintended consequences may result because of such factors as manner of use or application, weather or crop conditions; presence of other materials or other influencing factors in the use of the product, which are beyond the control of SYNGENTA CROP PROTECTION, Inc. or Seller. To the extent permitted by applicable law, Buyer and User agree to hold SYNGENTA and Seller harmless for any claims relating to such factors.

SYNGENTA warrants that this product conforms to the chemical description on the label and is reasonably fit for the purposes stated in the Directions for Use, subject to the inherent risks referred to above, when used in accordance with directions under normal use conditions. To the extent permitted by applicable law: (1) this warranty does not extend to the use of the product contrary to label instructions or under conditions not reasonably foreseeable to or beyond the control of Seller or SYNGENTA, and, (2) Buyer and User assume the risk of any such use. **TO THE EXTENT PERMITTED BY APPLICABLE LAW, SYNGENTA MAKES NO WARRANTIES OF MERCHANTABILITY OR OF FITNESS FOR A PARTICULAR PURPOSE NOR ANY OTHER EXPRESS OR IMPLIED WARRANTY EXCEPT AS WARRANTED BY THIS LABEL.**

To the extent permitted by applicable law, in no event shall SYNGENTA be liable for any incidental, consequential or special damages resulting from the use or handling of this product. **TO THE EXTENT PERMITTED BY APPLICABLE LAW, THE EXCLUSIVE REMEDY OF THE USER OR BUYER, AND THE EXCLUSIVE LIABILITY OF SYNGENTA AND SELLER FOR ANY AND ALL CLAIMS, LOSSES, INJURIES OR DAMAGES (INCLUDING CLAIMS BASED ON BREACH OF WARRANTY, CONTRACT, NEGLIGENCE, TORT, STRICT LIABILITY OR OTHERWISE) RESULTING FROM THE USE OR HANDLING OF THIS PRODUCT, SHALL BE THE RETURN OF THE PURCHASE PRICE OF THE PRODUCT OR, AT THE ELECTION OF SYNGENTA OR SELLER, THE REPLACEMENT OF THE PRODUCT.**

SYNGENTA and Seller offer this product, and Buyer and User accept it, subject to the foregoing Conditions of Sale and Limitation of Warranty and Liability, which may not be modified except by written agreement signed by a duly authorized representative of SYNGENTA.

## DIRECTIONS FOR USE

It is a violation of Federal law to use this product in a manner inconsistent with its labeling.

For any requirements specific to your State or Tribe, consult the State or Tribal agency responsible for pesticide regulation.

**Do not formulate this product into other End-use products.**

---

### GENERAL INFORMATION

---

**FAILURE TO FOLLOW THE DIRECTIONS FOR USE AND PRECAUTIONS ON THIS LABEL MAY RESULT IN POOR DISEASE CONTROL.**

GROUP 12 FUNGICIDE

~~Scholar~~ SCGraduate Max MP is a protective fungicide used to aid in the control of several post harvest diseases in **post-harvest treatment facilities**. ~~Scholar~~ SCGraduate Max MP contains fludioxonil that is in the phenylpyrrole class of chemistry and has a unique mode of action, which leads to increased glycerol synthesis [Fungicide Action Group 12]. Fungal isolates with acquired resistance to Group 12 may eventually dominate the fungal population if Group 12 fungicides are used repeatedly in the same field or in successive years as the primary method of control for targeted species. This may result in partial or total loss of control of those species by fludioxonil or other Group 12 fungicides. A disease management program that includes alternation or tank mixes between ~~Scholar~~ SCGraduate Max MP and other labeled fungicides that have a different mode of action may prevent pathogen populations from developing resistance. Sanitation and other cultural practices to minimize disease are also recommended to aid in control as well as to assist in preventing/delaying resistance development.

**NOTE:** ~~Scholar~~ SCGraduate Max MP may be degraded by exposure to direct sunlight. Treated fruit should not be stored in direct sunlight.

---

### MIXING PROCEDURES

---

Vigorously shake the product container before mixing. Prepare no more spray mixture than is needed for the immediate operation. Thoroughly clean spray equipment before using this product. Vigorous agitation is necessary for proper dispersal of the product. Maintain maximum agitation throughout the spraying operation. Do not let the spray mixture stand overnight in the spray tank. Flush the spray equipment thoroughly following each use.



To determine the physical compatibility of ~~Scholar~~ SCGraduate Max MP with other products, use a jar test as described below.

**Jar Compatibility Test:** Using a quart jar, add the proportionate amounts of the products to 1 qt. of water or wax/oil emulsion. Add wettable powders and water-dispersible granular products first, then liquid flowables, and emulsifiable concentrates last. After thoroughly mixing, let stand for at least 5 minutes. If the combination remains mixed or can be remixed readily, it is physically compatible. Once compatibility has been proven, use the same procedure for adding required ingredients to the spray tank.

If using ~~Scholar~~ SCGraduate Max MP in a tank mixture, observe all directions for use, crops/sites, use rates, dilution ratios, precautions, and limitations which appear on the tank mix product label. No label dosage rate may be exceeded and the most restrictive label precautions and limitations must be followed. This product must not be mixed with any product which prohibits such mixing. Tank mixtures are permitted only in those states where the tank mix partner is registered.

THE CROP SAFETY OF ALL POTENTIAL TANK MIXES INCLUDING ADDITIVES AND OTHER PESTICIDES ON ALL CROPS HAS NOT BEEN TESTED. BEFORE APPLYING ANY TANK MIXTURE, THE SAFETY TO THE TARGET CROP SHOULD BE CONFIRMED.

Add ½ of the required amount of water or wax/oil emulsion (or aqueous dilution of a wax/oil emulsion) to the spray or mixing tank. With the agitator running, open the container and add the ~~Scholar~~ SCGraduate Max MP to the tank. Continue agitation while adding the remainder of the carrier. Begin application of the solution after the ~~Scholar~~ SCGraduate Max MP has completely and uniformly dispersed into the mix carrier. Maintain agitation until all of the mixture has been applied.

If tank-mixing, add the desired amount of other products recommended for tank mixture after ~~Scholar~~ SCGraduate Max MP has completely and uniformly dispersed into the mix carrier. In general, tank mix partners should be added in this order: wettable powders, wettable granules (dry flowables), liquid flowables, liquids, and emulsifiable concentrates. Always allow each tank mix partner to become fully dispersed before adding the next product. Continue agitation to maintain a uniform suspension until all of the spray solution has been applied. Maintain agitation until all of the mixture has been applied.

---

## CROP USE DIRECTIONS

---

**Citrus:** Calamondin (*Citrus mitis*, *Citrofortunella mitis*), Citrus citron (*Citrus medica*), Citrus hybrids (*Citrus* spp.) (includes chironja, tangelo, tangor), Grapefruit (*Citrus paradisi*), Kumquat (*Fortunella* spp.), Lemon (*Citrus jambhiri*, *Citrus limon*), Lime (*Citrus aurantiifolia*), Mandarin (tangerine) (*Citrus reticulata*),

**Orange, sour (*Citrus aurantium*), Orange, sweet (*Citrus sinensis*), Pummelo, (*Citrus grandis*, *Citrus maxima*), Satsuma mandarin (*Citrus unshiu*)**

Use ~~Scholar~~ SCGraduate Max MP as a post-harvest dip, drench, flood, or spray for the control of post-harvest diseases caused by:

- Green or Blue mold (*Penicillium* spp.)
- Diplodia stem-end rot (*Lasioidiplodia theobromae*)
- Phomopsis stem-end rot (*Diaporthe citri*)
- Gray mold (*Botrytis cinerea*)

Application Method	Disease	Rate (fl. oz.)	Remarks
In-Line Dip/Drench	Green mold Blue mold Diplodia stem-end rot Gray mold	33-66 fl. oz./100 gals.	<ul style="list-style-type: none"> <li>• Mix 33-66 fl. oz. of <del>Scholar</del> <u>SCGraduate Max MP</u> in 100 gals. of an appropriate water, wax/oil emulsion, or aqueous dilution of wax/oil emulsion.</li> <li>• Dip for a minimum of 30 seconds and allow fruit to drain.</li> </ul>
In-line Aqueous or Fruit Coating Spray application	Green mold Blue mold Diplodia stem-end rot Gray mold	33-66 fl. oz./250,000 lbs. of fruit	<ul style="list-style-type: none"> <li>• Ensure proper coverage of the fruit.</li> <li>• Mix the fungicide solution in an appropriate water, wax/oil emulsion, or aqueous dilution of a wax/oil emulsion for the crop being treated.</li> <li>• Use T-jet, CDA, or similar application system.</li> </ul>

**Do not make more than two applications to citrus fruit. For maximum decay control, treat fruit once before storage and once after storage, just prior to marketing.**

- Ensure the ~~Scholar~~ SCGraduate Max MP solution remains in suspension by using agitation.
- ~~Scholar~~ SCGraduate Max MP is stable in chlorine (100 ppm solution) and at temperatures of 60°C (or 140°F) that can be used to disinfest high-volume, recycling tanks.

**Kiwi**

Use ~~Scholar~~ SCGraduate Max MP as a post-harvest dip or spray for the control of Botrytis fruit rot in kiwi.

Application Method	Disease	Rate (fl. oz.)	Remarks
In-Line Dip/Drench	Botrytis fruit rot	16-32 fl. oz./100 gals.	<ul style="list-style-type: none"> <li>Mix 16-32 fl. oz. of Scholar SCGraduate Max MP in 100 gals. of water, wax/emulsion, or aqueous dilution of wax/oil emulsion. *Dip for approximately 30 seconds and allow fruit to drain.</li> </ul>
In-line Aqueous or Fruit Coating Spray application	Botrytis fruit rot	16-32 fl. oz./200,000 lbs. of fruit	<ul style="list-style-type: none"> <li>Ensure proper coverage of the fruit.</li> <li>Mix the fungicide solution in an appropriate amount of water, wax/emulsion, or aqueous dilution of wax/oil emulsion for the crop being treated.</li> </ul>
<b>Do not make more than one post-harvest application to the fruit.</b>			
<ul style="list-style-type: none"> <li>Ensure the Scholar SCGraduate Max MP solution remains in suspension by using agitation.</li> <li>Scholar SCGraduate Max MP is stable in chlorine (100 ppm solution) and at temperatures of 60°C (or 140°F) that can be used to disinfect high-volume, recycling tanks.</li> </ul>			

**Pome fruit: Apple (*Malus domestica*), Crabapple (*Malus* spp.), Loquat (*Eriobotrya japonica*), Mayhaw (*Crataegus aestivalis*, *C. opaca*, and *C. rufula*), Pear (*Pyrus communis*), Pear, oriental (*Pyrus pyrifolia*), Quince (*Cydonia oblonga*)**

Use Scholar SCGraduate Max MP as a post-harvest dip, drench, flood, or spray for the control of post-harvest diseases caused by:

- Blue mold (*Penicillium expansum*)
- Gray mold (*Botrytis cinerea*)
- Bull's-eye rot (*Pezizula malacorticis*)
- Rhizopus rot (*Rhizopus stolonifer*)
- Bitter rot (*Colletotrichum gloeosporiodes*)
- Sphaeropsis rot (*Sphaeropsis pyriputrescens*)
- Phacidiopycnis rot (*Phacidiopycnis pin*)
- Phacidiopycnis rot (*Phacidiopycnis washingtonensis*)
- White rot (*Botryosphaeria dothidea*)

Application Method	Disease	Rate (fl. oz.)	Remarks
Bin/Truck Drench or In-Line Dip/Drench or Flooder	Blue mold Gray mold	10-16 fl. oz./100 gals.	<ul style="list-style-type: none"> <li>• Ensure proper coverage of the fruit.</li> <li>• For re-cycling in-line drench or dip treatments, the fungicide solution may be prepared in water.</li> <li>• For in-line drench or dip applications, treat fruit for 15-30 seconds and allow fruit to drain.</li> <li>• Fruit coatings may be applied separately after aqueous fungicide treatments.</li> </ul>
	Rhizopus rot Bull's-eye rot Bitter rot Sphaeropsis rot Phacidiopycnis rot Speck rot White rot	16 fl. oz./100 gals.	
In-line Aqueous or Fruit Coating Spray application	Blue mold Gray mold Rhizopus rot Bull's-eye rot Bitter rot Sphaeropsis rot Phacidiopycnis rot White rot	16-32 fl. oz./200,000 lbs. of fruit	<ul style="list-style-type: none"> <li>• Ensure proper coverage of the fruit.</li> <li>• Mix the fungicide solution in an appropriate water, wax/oil emulsion, or aqueous dilution of a wax/oil emulsion for the crop being treated.</li> <li>• Use T-jet, CDA, or similar application system.</li> </ul>
<p><b>Do not make more than two applications to pome fruit. For maximum decay control, treat fruit once before storage and once after storage, just prior to marketing.</b></p> <ul style="list-style-type: none"> <li>• Ensure the <del>Scholar</del> <u>SCGraduate Max MP</u> solution remains in suspension by using agitation.</li> <li>• <del>Scholar</del> <u>SCGraduate Max MP</u> is stable in chlorine (100 ppm solution) and at temperatures of 60°C (or 140°F) that can be used to disinfest high-volume, recycling tanks.</li> </ul>			

### Pomegranates

Use ~~Scholar~~ SCGraduate Max MP as a post-harvest dip for the control of Botrytis fruit rot in pomegranates.

Application Method	Disease	Rate (fl. oz.)	Remarks
In-Line Dip/Drench	Botrytis fruit rot	32 fl. oz./100 gals.	<ul style="list-style-type: none"> <li>• Mix 32 fl. oz. of <del>Scholar</del> <u>SCGraduate Max MP</u> in 100 gals. of water, wax/emulsion, or aqueous dilution of wax/oil emulsion. *Dip for approximately 30 seconds and allow fruit to drain.</li> <li>• Dip solution should be replaced with fresh dip solution after 200,000 pounds of fruit has been treated.</li> </ul>
<p><b>Do not make more than one post-harvest application to the fruit.</b></p> <ul style="list-style-type: none"> <li>• Ensure the <del>Scholar</del> <u>SCGraduate Max MP</u> solution remains in suspension by using agitation.</li> <li>• <del>Scholar</del> <u>SCGraduate Max MP</u> is stable in chlorine (100 ppm solution) and at temperatures of 60°C (or 140°F) that can be used to disinfest high-volume, recycling tanks.</li> </ul>			

**Stone Fruit: Apricot (*Prunus armeniaca*), Nectarine (*Prunus persica*), Peach (*Prunus persica*), Plum (*Prunus domestica*, *Prunus* spp.), Plum, Chickasaw (*Prunus angustifolia*), Plum, Damson (*Prunus domestica* spp. *insititia*), Plum, Japanese (*Prunus salicina*), Plumcot (*Prunus armeniaca* × *P. domestica*), Prune (fresh), (*Prunus domestica*, *Prunus* spp.), as well as other cultivars and hybrids of these.**

Use ~~Scholar~~ SCGraduate Max MP as a post-harvest dip or spray for the control of post-harvest diseases caused by:

- Brown rot (*Monilinia* spp.)
- Gray mold (*Botrytis cinerea*)
- Rhizopus rot (*Rhizopus stolonifera*)
- Gilbertella rot (*Gilbertella persicaria*)

Application Method	Disease	Rate (fl. oz.)	Remarks
In-Line Dip/Drench	Brown rot Gray mold Rhizopus rot Gilbertella rot	16 fl. oz./100 gals.	<ul style="list-style-type: none"> <li>• Mix 16 fl. oz. of <del>Scholar</del> <u>SCGraduate Max MP</u> in 100 gals. of water, wax/emulsion, or aqueous dilution of wax/oil emulsion.</li> <li>• Dip for approximately 30 seconds and allow fruit to drain.</li> <li>• Dip solution should be replaced with fresh dip solution after 200,000 pounds of fruit has been treated.</li> </ul>
In-line Aqueous or Fruit Coating Spray application	Brown rot Gray mold Rhizopus rot Gilbertella rot	16-32 fl. oz./200,000 lbs. of fruit	<ul style="list-style-type: none"> <li>• Ensure proper coverage of the fruit.</li> <li>• Mix 16-32 fl. oz. of <del>Scholar</del> <u>SCGraduate Max MP</u> in an appropriate water, wax/oil emulsion, or aqueous dilution of a wax/oil emulsion for the crop being treated.</li> <li>• Use T-Jet, CDA, or similar application system.</li> <li>• For maximum efficacy, use low volume concentrate application systems for treatment of plums.</li> </ul>
<b>Do not make more than one post-harvest application to the fruit.</b>			
<ul style="list-style-type: none"> <li>• Ensure the <del>Scholar</del> <u>SCGraduate Max MP</u> solution remains in suspension by using agitation.</li> <li>• <del>Scholar</del> <u>SCGraduate Max MP</u> is stable in chlorine (100 ppm solution) and at temperatures of 60°C (or 140°F) that can be used to disinfest high-volume, recycling tanks.</li> </ul>			

**Cherries:** Cherry, sweet (*Prunus avium*), Cherry, tart (*Prunus cerasus*), as well as other cultivars and hybrids of these.

Application Method	Disease	Rate (fl. oz.)	Remarks
In-line Aqueous or flooders application  High-Volume (dilute-spray) application	Brown rot Gray mold Rhizopus rot Gilbertella rot	16-32 fl. oz./50,000 lbs. of fruit	<ul style="list-style-type: none"> <li>Mix 16 fl. oz. of <del>Scholar</del> <u>SCGraduate Max MP</u> in 50-100 gals. or 32 fl. oz. of <del>Scholar</del> <u>SCGraduate Max MP</u> in 100 gals. of an appropriate water, wax/emulsion, or aqueous dilution of a wax/oil emulsion.</li> <li>Use flooders, T-jet, or similar application system.</li> </ul>
<b>Do not make more than one post-harvest application to the fruit.</b>			
<ul style="list-style-type: none"> <li>Ensure the <del>Scholar</del> <u>SCGraduate Max MP</u> solution remains in suspension by using agitation.</li> </ul>			

**True Yam**

Use ~~Scholar~~ SCGraduate Max MP as a post-harvest dip for the control of certain post-harvest rots caused by *Penicillium* and *Fusarium* species.

Application Method	Disease	Rate (fl. oz.)	Remarks
Post Harvest Dip Application	Brown rot Gray mold Rhizopus rot Gilbertella rot	16-32 fl. oz./100 gals	<ul style="list-style-type: none"> <li>Mix 16-32 fl. oz. of <del>Scholar</del> <u>SCGraduate Max MP</u> in 100 gals. of an appropriate water, wax/emulsion, or aqueous dilution of wax/oil emulsion.</li> <li>Dip for approximately 30 seconds and allow fruit to drain.</li> </ul>
<b>Do not make more than one post-harvest application to the tubers.</b>			
<ul style="list-style-type: none"> <li>Ensure the <del>Scholar</del> <u>SCGraduate Max MP</u> solution remains in suspension by using agitation.</li> </ul>			

**NOTE:** Ensure the ~~Scholar~~ SCGraduate Max MP solution remains in suspension by using agitation. ~~Scholar~~ SCGraduate Max MP may be degraded by exposure to direct sunlight. Treated fruit should not be stored in direct sunlight.

### Sweet Potato

Use Scholar SCGraduate Max MP as a post-harvest dip and low volume application for the control of post-harvest rots caused by *Rhizopus stolonifer*.

Application Method	Disease	Rate (fl. oz.)	Remarks
In-Line Dip/Drench	Rhizopus rot	16-32 fl. oz./100 gals.	<ul style="list-style-type: none"> <li>Mix 16-32 fl. oz. of <u>Scholar SCGraduate Max MP</u> in 100 gals. of water, wax/emulsion, or aqueous dilution of wax/oil emulsion.</li> <li>Dip for approximately 30 seconds and allow fruit to drain.</li> <li>Add 8 fl. oz. of <u>Scholar SCGraduate Max MP</u> to 100 gals. of treating suspension after 500 bushels are treated.</li> <li>After each 1000 bushels treated, drain and flush the tank. Refill with fresh dip suspension.</li> </ul>
In-line Aqueous or Fruit Coating Spray application	Rhizopus rot	16 fl. oz./200,000 lbs. of sweet potatoes	<ul style="list-style-type: none"> <li>Ensure proper coverage of the fruit.</li> <li>Mix 16 fl. oz. of <u>Scholar SCGraduate Max MP</u> in an appropriate water, wax/oil emulsion, or aqueous dilution of a wax/oil emulsion for the crop being treated.</li> <li>Use T-Jet, CDA, or similar application system.</li> </ul>
<b>Do not make more than one post-harvest application to the sweet potatoes.</b>			
<ul style="list-style-type: none"> <li>Ensure the <u>Scholar SCGraduate Max MP</u> solution remains in suspension by using agitation.</li> <li><u>Scholar SCGraduate Max MP</u> is stable in chlorine (100 ppm solution) and at temperatures of 60°C (or 140°F) that can be used to disinfest high-volume, recycling tanks.</li> </ul>			

**NOTE:** Ensure the Scholar SCGraduate Max MP solution remains in suspension by using agitation. Scholar SCGraduate Max MP may be degraded by exposure to direct sunlight. Treated sweet potatoes should not be stored in direct sunlight.

## **STORAGE AND DISPOSAL**

Do not contaminate water, food or feed by storage or disposal.

### **Pesticide Storage**

Do not store near heat or open flame. Store in original containers only. Keep container closed when not in use. Do not store near food or feed. In case of spill on floor or paved surfaces, mop and remove to chemical waste storage area until proper disposal can be made if product cannot be used according to the label. Take special care to avoid contamination of equipment and facilities during cleanup procedures and disposal of wastes.

### **Pesticide Disposal**


Improper disposal of unused pesticide, spray mixture, or rinsate is a violation of federal law. If these wastes cannot be disposed of by use according to label instructions, contact your State Pesticide or Environmental Control Agency, or the Hazardous Waste representative of the nearest EPA Regional Office for guidance.

### **Container Handling**

Non-refillable container. Do not reuse or refill this container. Offer for recycling if available. Triple rinse container (or equivalent) promptly after emptying. Triple rinse as follows: Empty the remaining contents into application equipment or a mix tank and drain for 10 seconds after the flow begins to drip. Fill the container ¼ full with water and recap. Shake for 10 seconds. Pour rinsate into application equipment or a mix tank or store rinsate for later use or disposal. Drain for 10 seconds after the flow begins to drip. Repeat this procedure two more times. Then offer for recycling if available or puncture and dispose of in a sanitary landfill, or by incineration, or, if allowed by state and local authorities, by burning. If burned, stay out of smoke.

**CONTAINER IS NOT SAFE FOR FOOD, FEED OR DRINKING WATER.**



ScholarGraduate®, the Syngenta logo and the CP FRAME  are trademarks of a Syngenta Group Company.

©201X Syngenta

For non-emergency (e.g., current product information), call  
Syngenta Crop Protection at 1-800-334-9481.

Manufactured for:  
Syngenta Crop Protection, Inc.  
P. O. Box 18300  
Greensboro, North Carolina 27419-8300

SCP 1242C

[BASE/BACK LABEL]

**Scholar® SCGraduate® Max MP**

GROUP 12 FUNGICIDE

**Fungicide**

Active Ingredient:		
Fludioxonil:*	.....	20.4%
Other Ingredients:	.....	79.6%
Total:		100.0%

\*CAS No. 131341-86-1

~~Scholar SCGraduate Max MP~~ is a flowable suspension concentrate

~~Scholar SCGraduate Max MP~~ contains 1.92 lbs. ai per gallon

**KEEP OUT OF REACH OF CHILDREN.**

**CAUTION**

See additional precautionary statements and directions for use in attached booklet.

EPA Reg. No. 100-1242

EPA Est.

Product of  
Formulated in

2.5 gallons  
Net Contents

SCP 1242C

<b>FIRST AID</b>	
<b>If in eyes:</b>	<ul style="list-style-type: none"><li>• Hold eye open and rinse slowly and gently with water for 15-20 minutes. Remove contact lenses, if present, after the first 5 minutes, then continue rinsing eye.</li><li>• Call a poison control center or doctor for treatment advice.</li></ul>
<b>If on skin:</b>	<ul style="list-style-type: none"><li>• Take off contaminated clothing.</li><li>• Rinse skin immediately with plenty of water for 15-20 minutes.</li><li>• Call a poison control center or doctor for treatment advice.</li></ul>
Have the product container or label with you when calling a poison control center or doctor, or going for treatment.	
<b>HOT LINE NUMBER</b> For 24 Hour Medical Emergency Assistance (Human or Animal) or Chemical Emergency Assistance (Spill, Leak, Fire, or Accident), Call <b>1-800-888-8372</b>	

**PRECAUTIONARY STATEMENTS**

**Hazards to Humans and Domestic Animals**

**CAUTION**

Causes moderate eye irritation. Harmful if absorbed through skin. Avoid contact with eyes, skin, or clothing. Remove and wash contaminated clothing before reuse. Wash thoroughly with soap and water after handling and before eating, drinking, chewing gum, using tobacco or using the toilet.

**Environmental Hazards**

This product is toxic to fish and aquatic invertebrates. Do not contaminate water when disposing of equipment wash waters or rinsates.

**STORAGE AND DISPOSAL**

Do not contaminate water, food or feed by storage or disposal.

**Pesticide Storage**

Do not store near heat or open flame. Store in original containers only. Keep container closed when not in use. Do not store near food or feed. In case of spill on floor or paved surfaces, mop and remove to chemical waste storage area until proper disposal can be made if product cannot be used according to the label. Take special care to avoid contamination of equipment and facilities during cleanup procedures and disposal of wastes.

**Pesticide Disposal**

Improper disposal of unused pesticide, spray mixture, or rinsate is a violation of federal law. If these wastes cannot be disposed of by use according to label instructions, contact your State Pesticide or Environmental Control Agency, or the Hazardous Waste representative of the nearest EPA Regional Office for guidance.

**Container Handling**

Non-refillable container. Do not reuse or refill this container. Offer for recycling if available. Triple rinse container (or equivalent) promptly after emptying. Triple rinse as follows: Empty the remaining contents into application equipment or a mix tank and drain for 10 seconds after the flow begins to drip. Fill the container ¼ full with water and recap. Shake for 10 seconds. Pour rinsate into application equipment or a mix tank or store rinsate for later use or disposal. Drain for 10 seconds after the flow begins to drip. Repeat this procedure two more times. Then offer for recycling if available or puncture and dispose of in a sanitary landfill, or by incineration, or, if allowed by state and local authorities, by burning. If burned, stay out of smoke.

**CONTAINER IS NOT SAFE FOR FOOD, FEED OR DRINKING WATER.**

ScholarGraduate® and the Syngenta logo are trademarks of a Syngenta Group Company.

©201X Syngenta

Manufactured for:  
Syngenta Crop Protection, Inc.  
P. O. Box 18300  
Greensboro, North Carolina 27419-8300

SCP 1242C

Graduate Max MP 1242 NOTIF 0910-Hilite - bb - 9-17-10