

100-1221

4/23/2010

10f35



UNITED STATES ENVIRONMENTAL PROTECTION AGENCY  
WASHINGTON, D.C. 20460

OFFICE OF  
PESTICIDE PROGRAMS

Pat Dinnen  
Regulatory Specialist  
Syngenta Crop Protection, Inc.  
P. O. Box 18300  
Greensboro, NC 27419

APR 23 2010

SUBJECT: Applications for Pesticide Notification – Label Changes per PR Notice 2007-4  
Reflex® EPA Reg. No. 100- 993  
Ridomil Gold Bravo® SC EPA Reg. No. 100-1221  
Applications Dated September 2, 2009

Dear Ms. Dinnen:

The Agency is in receipt of your Applications for Pesticide Notification under Pesticide Registration Notice (PRN) 2007-4 for the above products. The Registration Division (RD) has conducted a review of these requests for their applicability under PRN 2007-4 and finds that the actions requested fall within the scope of this PRN. The labels submitted with the applications have been stamped "Notification" and will be placed in our records.

Please be reminded that 40 CFR Part 156.140(a)(4) requires that a batch code, lot number, or other code identifying the batch of the pesticide distributed and sold be placed on nonrefillable containers. The code may appear either on the label (and can be added by non-notification/PR Notice 98-10) or durably marked on the container itself.

If you have any questions, please call me directly at 703-305-6249, or Terri Stowe of my staff at 703-305-6117.

Sincerely,

Linda Arrington  
Notifications & Minor Formulations Team Leader  
Registration Division (7505P)  
Office of Pesticide Programs

20935

<p style="margin: 0;"><b>United States</b> <b>Environmental Protection Agency</b> Washington, DC 20460</p>	<input type="checkbox"/> <b>F</b> <b>Registration</b>	OPP Identifier Number
	<input type="checkbox"/> <b>Amendment</b>	<b>Notification</b>
	<input checked="" type="checkbox"/> <b>Other</b>	

**Application for Pesticide - Section I**

1. Company/Product Number 100-1221	2. EPA Product Manager Tony Kish	3. Proposed Classification  <input checked="" type="checkbox"/> None <input type="checkbox"/> Restricted
4. Company/Product (Name) Ridomil Gold Bravo SC	PM# 22	
5. Name and Address of Applicant (Include ZIP Code) Syngenta Crop Protection, Inc. P. O. Box 18300 Greensboro, NC 27419  <input type="checkbox"/> Check if this is a new address	6. <b>Expedited Review.</b> In accordance with FIFRA Section 3(c)(3) (b)(i), my product is similar or identical in composition and labeling to:  EPA Reg. No. _____  Product Name _____	

**Section - II**

<input type="checkbox"/> Amendment - Explain below.  <input type="checkbox"/> Resubmission in response to Agency letter dated _____  <input checked="" type="checkbox"/> Notification - Explain below.	<input type="checkbox"/> Final printed labels in response to Agency letter dated _____ <input type="checkbox"/> "Me Too" Application.  <input type="checkbox"/> Other - Explain below.
--	---

**NOTIFICATION**

**APR 23 2010**

**Explanation:** Use additional page(s) if necessary. (For Section I and Section II.).

Notification of label change per PR Notice 2007-4. This Notification is consistent with the guidance of PR Notice 2007-4 and the requirements of EPA's regulations at 40 CFR §§156.10, 156.140, 156.144, 156.146, and 156.156. No other changes have been made to the labeling or the Confidential Statement of Formula for this product. I understand that it is a violation of 18 U.S.C. Sec. 1001 to willfully make any false statement to EPA. I further understand that if the amended label is not consistent with the requirements of 40 CFR §§156.10, 156.140, 156.144, 156.146, and 156.156, this product may be in violation of FIFRA and I may be subject to enforcement action and penalties under sections 12 and 14 of FIFRA.

Syngenta is amending the Storage and Disposal section of the label by Notification according to the directions stated in PR Notice 2007-4.

**Section - III**

<b>1. Material This Product Will Be Packaged In:</b>			
Child-Resistant Packaging <input type="checkbox"/> Yes* <input type="checkbox"/> No	Unit Packaging <input type="checkbox"/> Yes <input checked="" type="checkbox"/> No	Water Soluble Packaging <input type="checkbox"/> Yes <input checked="" type="checkbox"/> No	2. Type of Container <input type="checkbox"/> Metal <input checked="" type="checkbox"/> Plastic <input type="checkbox"/> Glass <input type="checkbox"/> Paper <input type="checkbox"/> Other (Specify) _____
*Certification must be submitted		If "Yes" Unit Packaging wgt.    No. per Container	If "Yes" Unit Packaging wgt.    No. per container
3. Location of Net Contents Information <input checked="" type="checkbox"/> Label <input type="checkbox"/> Container		4. Size(s) Retail Container 2.5 gal. and 264 gal.	5. Location of Label Directions <input checked="" type="checkbox"/> On Label <input type="checkbox"/> On Labeling accompanying product
6. Manner in Which Label is Affixed to Product <input type="checkbox"/> Lithograph <input checked="" type="checkbox"/> Other <u>Pressure Sensitive</u> <input type="checkbox"/> Paper glued <input type="checkbox"/> Stenciled			

**Section - IV**

1. Contact Point (Complete items directly below for identification of individual to be contacted, if necessary, to process this application.)		
Name Pat Dinnen	Title Label Group Leader	Telephone No. (Include Area Code) 336-632-2494
I certify that the statements I have made on this form and all attachments thereto are true, accurate and complete. I acknowledge that any knowingly false or misleading statement may be punishable by fine or imprisonment or both under applicable law.		6. Date Application Received (Stamped)
2. Signature <i>Pat Dinnen</i>	3. Title Regulatory Specialist	
4. Typed Name Pat Dinnen	5. Date September 2, 2009	

30 of 35

Syngenta Crop Protection, Inc.  
P.O. Box 18300  
Greensboro, NC 27419-8300  
www.syngenta.com



FedEx

September 2, 2009

Document Processing Desk (NOTIF)  
Office of Pesticide Programs (7504P)  
U.S. Environmental Protection Agency  
Room S-4900, One Potomac Yard  
2777 South Crystal Drive  
Arlington, VA 22202-4501

Attention: Ms. Linda Arrington

**SUBJECT: RIDOMIL GOLD BRAVO® SC  
EPA REG. NO. 100-1221  
NOTIFICATION OF LABEL CHANGE PER PR NOTICE 2007-4**

Syngenta Crop Protection, Inc. is submitting Notification for Ridomil Gold Bravo SC, EPA Reg. No. 100-1221. Syngenta is amending the Storage and Disposal section of the label by Notification according to the directions stated in PR Notice 2007-4.

Attached are:


- One copy of the label with the changes clearly marked
- One unmarked copy of the label
- A CD of the unmarked copy of the label for "Electronic Comparison and Review"
- Certificate with Respect to Label Integrity Form
- Completed EPA Form 8570-1

Thank you in advance for approving this Notification. If you have any questions, please contact me at 336-632-2494.

Sincerely,

Pat Dinnen  
Label Group Leader  
Regulatory Affairs

Enclosures



4 of 35

[BOOKLET]



**Ridomil Gold Bravo® SC**

**Fungicide**

**NOTIFICATION**

For the control of certain diseases in various crops

APR 23 2010

*Active Ingredients:*

Mefenoxam (CAS Nos. 70630-17-0 and 69516-34-3).....	3.3%
Chlorothalonil (CAS No. 1897-45-6).....	33.1%

*Other Ingredients:* 63.6%

Total: 100.0%

*Ridomil Gold Bravo SC contains 0.33 lbs. of mefenoxam and 3.34 lbs. chlorothalonil per gallon.*

**KEEP OUT OF REACH OF CHILDREN.**

**WARNING/AVISO**

Si usted no entiende la etiqueta, busque a alguien para que se la explique a usted en detalle. (If you do not understand the label, find someone to explain it to you in detail.)


See additional precautionary statements and directions for use inside booklet.

EPA Reg. No. 100-1221

EPA Est. 67545-AZ-1<sup>GBY</sup> EPA Est. 70989-AR-001<sup>OMB</sup>  
(Superscript is first three letters of batch code on the container)

SCP 1221A-L1A 0709 [Product ID 27136 - 2.5 gallons – Booklet/base]  
SCP 1221A-L2A 0709 [Product ID 38684 – 264 gallons – Bulk booklet]

2.5 gallons [ID 27136 only]  
Net Contents



50f35


<b>FIRST AID</b>	
<b>If in eyes</b>	<ul style="list-style-type: none"> <li>• Hold eye open and rinse slowly and gently with water for 15-20 minutes.</li> <li>• Remove contact lenses, if present, after the first 5 minutes, then continue rinsing eye.</li> <li>• Call a poison control center or doctor for treatment advice.</li> </ul>
<b>If inhaled</b>	<ul style="list-style-type: none"> <li>• Move person to fresh air.</li> <li>• If person is not breathing, call 911 or an ambulance, then give artificial respiration, preferably mouth-to-mouth, if possible.</li> <li>• Call a poison control center or doctor for further treatment advice.</li> </ul>
<b>If swallowed</b>	<ul style="list-style-type: none"> <li>• Call a poison control center or doctor immediately for treatment advice.</li> <li>• Have person sip a glass of water if able to swallow.</li> <li>• Do not induce vomiting unless told to do so by the poison control center or doctor.</li> <li>• Do not give anything by mouth to an unconscious person.</li> </ul>
<b>If on skin or clothing</b>	<ul style="list-style-type: none"> <li>• Take off contaminated clothing.</li> <li>• Rinse skin immediately with plenty of water for 15-20 minutes.</li> <li>• Call a poison control center or doctor for treatment advice.</li> </ul>
<b>NOTE TO PHYSICIAN</b>	
Persons suffering with temporary allergic skin reactions may respond to treatment with oral antihistamines and topical or oral steroids.	
Have the product container or label with you when calling a poison control center or doctor or going for treatment.	
<b>HOTLINE NUMBER</b>	
For 24-Hour Medical Emergency Assistance (Human or Animal) Or Chemical Emergency Assistance (Spill, Leak, Fire or Accident) Call <b>1-800-888-8372</b>	

**PRECAUTIONARY STATEMENTS**

**Hazards to Humans and Domestic Animals**

**WARNING/AVISO**

Causes substantial but temporary eye injury. Do not get in eyes or on clothing. Harmful if inhaled. Avoid breathing vapor or spray mist. Prolonged or frequently repeated skin contact may cause allergic reactions in some individuals.



loop 35

## Personal Protective Equipment (PPE)

Mixers, Loaders, Applicators and all other handlers must wear:

- Long-sleeved shirt and long pants
- Chemical-resistant gloves made of any waterproof material - Category A (e.g. barrier laminate, butyl rubber, nitrile rubber, neoprene rubber, natural rubber, polyethylene, polyvinyl chloride (PVC) or Viton®)
- Shoes plus socks
- Protective eyewear (such as goggles, safety glasses or face shield)

Discard clothing and other absorbent materials that have been drenched or heavily contaminated with this product's concentrate. Do not reuse them. Follow manufacturer's instructions for cleaning/maintaining PPE. If no such instructions for washables, use detergent and hot water. Keep and wash PPE separately from other laundry.

## Engineering Control Statements

When handlers use closed systems, enclosed cabs, or aircraft in a manner that meets the requirements listed in the Worker Protection Standard (WPS) for agricultural pesticides [40 CFR 170.240(d)(4-6)], the handler PPE requirements may be reduced or modified as specified in the WPS.

## User Safety Recommendations

Users should:

- Wash hands before eating, drinking, chewing gum, using tobacco or using the toilet.
- Remove PPE immediately after handling this product. Wash the outside of gloves before removing. As soon as possible, wash thoroughly and change into clean clothing.
- Remove clothing immediately if pesticide gets inside. Then wash thoroughly and put on clean clothing.

## Environmental Hazards

This product is toxic to aquatic invertebrates and wildlife. Do not apply directly to water, to areas where surface water is present or to intertidal areas below the mean high water mark. Drift and runoff may be hazardous to aquatic organisms in neighboring areas. Do not apply when weather conditions favor drift from treated areas. Do not contaminate water when disposing of equipment washwater or rinsate.

This product contains chemicals known to leach through soil into groundwater under certain conditions as a result of label use. Use of this product in areas where soils are

permeable, particularly where the water table is shallow, may result in groundwater contamination.

Chlorothalonil can contaminate surface water through spray drift. Under some conditions, it may have a high potential for runoff into surface water for several days to weeks after application. These include poorly draining or wet soils with readily visible slopes towards adjacent surface waters, frequently flooded areas, areas overlaying extremely shallow ground water, areas with infield canals or ditches that drain to surface water, areas not separated from adjacent surface waters with vegetated filter strips, and areas over-laying tile drainage systems that drain to surface water.

---

### **CONDITIONS OF SALE AND LIMITATION OF WARRANTY AND LIABILITY**

---

**NOTICE:** Read the entire Directions for Use and Conditions of Sale and Limitation of Warranty and Liability before buying or using this product. If the terms are not acceptable, return the product at once, unopened, and the purchase price will be refunded.

The Directions for Use of this product must be followed carefully. It is impossible to eliminate all risks inherently associated with the use of this product. Crop injury, ineffectiveness or other unintended consequences may result because of such factors as manner of use or application, weather or crop conditions, presence of other materials or other influencing factors in the use of the product, which are beyond the control of SYNGENTA CROP PROTECTION, INC. or Seller. To the extent permitted by applicable law, Buyer and User agree to hold SYNGENTA and Seller harmless for any claims relating to such factors.

SYNGENTA warrants that this product conforms to the chemical description on the label and is reasonably fit for the purposes stated in the Directions for Use, subject to the inherent risks referred to above, when used in accordance with directions under normal use conditions. To the extent permitted by applicable law: (1) this warranty does not extend to the use of this product contrary to label instructions or under conditions not reasonably foreseeable to or beyond the control of Seller or SYNGENTA, and, (2) Buyer and User assume the risk of any such use. **TO THE EXTENT PERMITTED BY APPLICABLE LAW, SYNGENTA MAKES NO WARRANTIES OF MERCHANTABILITY OR OF FITNESS FOR A PARTICULAR PURPOSE NOR ANY OTHER EXPRESS OR IMPLIED WARRANTY EXCEPT AS WARRANTED BY THIS LABEL.**

To the extent permitted by applicable law, in no event shall SYNGENTA be liable for any incidental, consequential or special damages resulting from the use or handling of this product. **TO THE EXTENT PERMITTED BY APPLICABLE LAW, THE EXCLUSIVE REMEDY OF THE USER OR BUYER, AND THE EXCLUSIVE LIABILITY OF SYNGENTA AND SELLER FOR ANY AND ALL CLAIMS, LOSSES, INJURIES OR DAMAGES (INCLUDING CLAIMS BASED ON BREACH OF WARRANTY, CONTRACT, NEGLIGENCE, TORT, STRICT LIABILITY OR OTHERWISE)**

80 of 35

**RESULTING FROM THE USE OR HANDLING OF THIS PRODUCT, SHALL BE THE RETURN OF THE PURCHASE PRICE OF THE PRODUCT OR, AT THE ELECTION OF SYNGENTA OR SELLER, THE REPLACEMENT OF THE PRODUCT.**

SYNGENTA and Seller offer this product, and Buyer and User accept it, subject to the foregoing Conditions of Sale and Limitation of Warranty and Liability, which may not be modified except by written agreement signed by a duly authorized representative of SYNGENTA.

### **DIRECTIONS FOR USE**

It is a violation of Federal law to use this product in a manner inconsistent with its labeling.

Do not apply this product in a way that will contact workers or other persons, or pets either directly or through drift. Only protected handlers may be in the area during application. For any requirements specific to your State or Tribe, consult the agency responsible for pesticide regulation.



### AGRICULTURAL USE REQUIREMENTS

Use this product only in accordance with its labeling and with the Worker Protection Standard, 40 CFR part 170. This Standard contains requirements for the protection of agricultural workers on farms, forests, nurseries, and greenhouses, and handlers of agricultural pesticides. It contains requirements for training, decontamination, notification, and emergency assistance. It also contains specific instructions and exceptions pertaining to the statements on this label about personal protective equipment (PPE) and restricted-entry interval. The requirements in this box only apply to uses of this product that are covered by the Worker Protection Standard.

**Do not enter or allow worker entry into treated areas during the restricted-entry interval (REI) of 48 hours.**

PPE required for early entry to treated areas that is permitted under the Worker Protection Standard and that involves contact with anything that has been treated, such as plants, soil, or water is:

- Coveralls
- Chemical-resistant gloves made of any waterproof material - Category A (e.g. barrier laminate, butyl rubber, nitrile rubber, neoprene rubber, natural rubber, polyethylene, polyvinyl chloride (PVC) or viton)
- Shoes plus socks
- Protective eyewear (such as goggles, safety glasses, or face shield)

**Special Eye Irritation Provisions:** Chlorothalonil is a severe eye irritant. Although the restricted-entry interval expires after 48 hours, for the next 5 days entry is permitted only when the following safety measures are provided:

- (1) At least one container designed specifically for flushing eyes must be available in operating condition at the WPS required decontamination site intended for workers entering the treated area.
- (2) Workers must be informed, in a manner they can understand:
  - that residues in the treated area may be highly irritating to their eyes
  - that they should take precautions, such as refraining from rubbing their eyes, to keep the residues out of their eyes
  - that if they do get residues in their eyes, they should immediately flush their eyes using the eyeflush container that is located at the decontamination site or using other readily available clean water
  - how to operate the eye flush container

10 of 35

**FAILURE TO FOLLOW THE DIRECTIONS FOR USE AND PRECAUTIONS ON THIS LABEL MAY RESULT IN POOR DISEASE CONTROL, CROP INJURY, AND/OR ILLEGAL RESIDUES.**

[Moved Storage and Disposal to back of label.]

---

**GENERAL INFORMATION**

---

Ridomil Gold Bravo SC is a mixture of mefenoxam and chlorothalonil. Mefenoxam is a systemic fungicide that provides control of downy mildew and late blight diseases of selected crops. Chlorothalonil is a broad-spectrum protectant fungicide that controls many diseases of vegetables.

Mefenoxam is a systemic fungicide having a specific mode of action and could be subject to development of insensitive strains of fungi. Development of insensitivity cannot be predicted. Therefore, Syngenta cannot assume liability for crop damage resulting from insensitive strains of fungi. If treatment is not effective following the use of Ridomil Gold Bravo SC as recommended, an insensitive strain of fungus may be present. If the treatment is ineffective due to the presence of a mefenoxam insensitive strain of fungus, neither Ridomil Gold Bravo SC nor any other fungicide with similar action will effectively control that disease. Consideration should then be given to the prompt use of other types of suitable fungicides. Consult with your State Agricultural Experiment Station or Extension Service Specialist for guidance in your particular crop and disease control situation.

**THIS LABEL IS FOR FIELD USE ONLY AND IS NOT INTENDED FOR USE ON TRANSPLANT TRAYS, GREENHOUSES, NURSERIES, LATH HOUSES, FLOAT HOUSES, HYDROPONIC PRODUCTION, OR IN BEDDING PLANT STRUCTURES.**

---

**GENERAL USE PRECAUTIONS**

---

Maximum usage when applying both metalaxyl and mefenoxam containing products to the same crop within the same season: Do not apply more than the maximum seasonal total for the active ingredient as stated on the label of the product containing the lowest seasonal total on that crop.

This product must not be applied within 150 ft. for aerial and air-blast applications or 25 ft. for ground applications of marine/estuarine water bodies, unless there is an untreated buffer area of that width between the area to be treated and the water body.

1102 35

**Rotational Crop Restrictions**

<b>Rotation Crop</b>	<b>Planting Time From Last Ridomil Gold Bravo SC Application</b>
Alfalfa (including birdsfoot trefoil) Asparagus Brassica Vegetables (e.g., broccoli, cabbage, cauliflower) Clover Cotton Cucurbit Vegetables (e.g., cucumber, melons, squash) Fruiting Vegetables (e.g., tomatoes, peppers, eggplant) Globe artichoke Herbs (fresh and dried) Leafy Vegetables, except Brassica (e.g., lettuce, spinach, celery) Legume Vegetables (e.g., beans and peas, succulent and dried) Onions (dry bulb, including garlic, and green) Peanuts Pineapples Root and Tuber Vegetables (e.g. potatoes, carrots, sugar beets) Soybeans Strawberries Sunflower	0 days
Cereal Grains (other than Corn)	14 days
Corn	9 months
Crops <b>Not Intended</b> for Food or Feed	0 days
All Other Crops <b>Intended</b> for Food or Feed	12 months

**Spray Drift Precautions**

To avoid spray drift, do not apply under windy conditions. Avoid spray overlap, as crop injury may result.

Avoiding spray drift at the application site is the responsibility of the applicator. The interaction of many equipment- and weather-related factors determine the potential for spray drift. The applicator and the grower are responsible for considering all of these factors when making decisions.

The following drift management requirements must be followed to avoid off-target drift movement from aerial applications to agricultural field crops. These requirements do not apply to forestry applications, public health uses or applications using dry formulations.

1. The distance of the outer most nozzles on the boom must not exceed  $\frac{3}{4}$  the length of the wingspan or rotor.
2. Nozzles must always point backward parallel with the air stream and never be pointed downwards more than 45 degrees.

Where states have more stringent regulations, they should be observed. The applicator should be familiar with and take into account the information covered in the **Aerial Drift Reduction Advisory Information**.

### **Aerial Drift Reduction Advisory Information**

[This section is advisory in nature and does not supersede the mandatory label requirements.]

#### **Information on Droplet Size**

The most effective way to reduce drift potential is to apply large droplets. The best drift management strategy is to apply the largest droplets that provide sufficient coverage and control. Applying larger droplets reduces drift potential but will not prevent drift if applications are made improperly, or under unfavorable conditions (see **Wind, Temperature**).

#### **Controlling Droplet Size**

- **Volume** - Use high flow rate nozzles to apply the highest practical spray volume. Nozzles with higher rated flows produce larger droplets.
- **Pressure** - Do not exceed the nozzle manufacturer's recommended pressures. For many nozzle types, lower pressure produces larger droplets. When higher flow rates are needed, use higher flow rate nozzles instead of increasing pressure.
- **Number of Nozzles** - Use the minimum number of nozzles that provide uniform coverage.
- **Nozzle Orientation** - Orienting nozzles so that the spray is released parallel to the airstream produces larger droplets from other orientations and is the recommended practice. Significant deflection from horizontal will reduce droplet size and increase drift potential.
- **Nozzle Type** - Use a nozzle type that is designed for the intended application. With most nozzle types, narrower spray angles produce larger droplets. Consider using low-drift nozzles. Solid stream nozzles oriented straight back produce the largest droplets and lowest drift potential.

#### **Boom Length**

For some use patterns, reducing the effective boom length to less than  $\frac{3}{4}$  of the wingspan or rotor length may further reduce drift without reducing swath width.

### **Application Height**

Applications should not be made at a height greater than 10 ft. above the top of the largest plants, unless a greater height is required for aircraft safety. Making applications at the lowest height that is safe reduces exposure of droplets to evaporation and wind.

### **Swath Adjustment**

When applications are made with a crosswind, the swath will be displaced downward. Therefore, on the upwind and downwind edges of the field, the applicator must compensate for this displacement by adjusting the path of the aircraft upwind. Swath adjustment distance should increase with increasing drift potential (higher wind, smaller drops, etc.).

### **Wind**

Drift potential is lowest between wind speeds of 2-10 mph. However, many factors, including droplet size and equipment type determine drift potential at any given speed. Application should be avoided below 2 mph due to variable wind direction and high inversion potential. NOTE: Local terrain can influence wind patterns. Every applicator should be familiar with local wind patterns and how they affect spray drift.

### **Temperature and Humidity**

When making applications in low relative humidity, set up equipment to produce larger droplets to compensate for evaporation. Droplet evaporation is most severe when conditions are both hot and dry.

### **Temperature Inversions**

Applications should not occur during a temperature inversion because drift potential is high. Temperature inversions restrict vertical air mixing, which causes small suspended droplets to remain in a concentrated cloud. This cloud can move in unpredictable directions due to the light variable winds common during inversions. Temperature inversions are characterized by increasing temperatures with altitude and are common on nights with limited cloud cover and light to no wind. They begin to form as the sun sets and often continue into the morning. Their presence can be indicated by ground fog; however, if fog is not present, inversions can also be identified by the movement of smoke from a ground source or an aircraft smoke generator. Smoke that layers and moves laterally in a concentrated cloud (under low wind conditions) indicates an inversion, while smoke that moves upward and quickly dissipates indicates good vertical air mixing.

### **Sensitive Areas**

The pesticide should only be applied when the potential for drift to adjacent sensitive areas (e.g., residential areas, bodies of water, known habitat for threatened or endangered species, nontarget crops) is minimal (e.g., when wind is blowing away from the sensitive areas).

140235

## Resistance Management



Ridomil Gold Bravo SC is a mixture of mefenoxam and chlorothalonil. Mefenoxam is a systemic fungicide that provides control of downy mildew and late blight diseases of selected crops. Chlorothalonil is a broad-spectrum protectant fungicide that controls many diseases of vegetables.

Chlorothalonil is a multi-site mode of action fungicide (Group M5). Mefenoxam is a phenylamide fungicide (Group 4) having a single-site mode of action and subject to development of insensitive strains of fungi. Development of insensitivity cannot be predicted. If treatment is not effective following the use of Ridomil Gold Bravo SC as recommended, an insensitive strain of fungus may be present. If the treatment is ineffective due to the presence of a mefenoxam insensitive strain of fungus, neither Ridomil Gold Bravo SC nor any other fungicide with similar action will effectively control that disease. Consideration should then be given to the prompt use of fungicides with a different mode of action (non-group 4). Consult with your State Agricultural Experiment Station or Extension Service Specialist for guidance in your particular crop and disease control situation. SYNGENTA encourages responsible resistance management to ensure effective long-term control of the fungal diseases on this label.

**DO NOT USE IN GREENHOUSES, NURSERIES, LATH HOUSES, FLOAT HOUSES, HYDROPONIC PRODUCTION, IN BEDDING PLANT STRUCTURES, OR ON TRANSPLANT TRAYS.**

---

## MIXING PROCEDURES

---

Ridomil Gold Bravo SC is an effective fungicide when used according to label directions for control of a broad spectrum of plant diseases. Thorough, uniform coverage is essential for disease control. Prepare no more spray mixture than is needed for the immediate operation. Use a minimum of 20 gals./A for ground applications and 5 gals./A for aerial applications.

Thoroughly clean spray equipment before using this product. **Maintain maximum agitation throughout the spraying operation.** Do not let the spray mixture stand overnight in the spray tank. Flush the spray equipment thoroughly following each use and apply the rinsate to a previously treated area.

**Ridomil Gold Bravo SC Alone:** Add 1/4 of the required amount of plain water to the spray or mixing tank. With the agitator running, add the required amount of Ridomil Gold Bravo SC into the tank, allowing time for good dispersion. Continue agitation while adding the remainder of the water.

15 of 85

**Ridomil Gold Bravo SC + Tank Mixtures:** Ridomil Gold Bravo SC is compatible with many commonly used insecticides, fungicides, and spray adjuvants. If tank mixes are desired, observe all directions, precautions, and limitations on labeling of all products used. Consult compatibility charts or your local or state agricultural authorities for compatibility information.

When an adjuvant is to be used with this product, the use of an adjuvant that meets the standards of the Chemical Producers and Distributors Association (CPDA) adjuvant certification program is recommended.

Before combining Ridomil Gold Bravo SC in spray tank with pesticides, surfactants or fertilizers, check that the combination is physically compatible, effective and noninjurious under your conditions of use. Do not combine Ridomil Gold Bravo SC with Dipel<sup>®</sup>, Latron B-1956<sup>®</sup> or Latron AG-98<sup>®</sup> as phytotoxicity may result from the combination when applied to the crops on this label.

Add ¼ of the required amount of plain water to the spray or mixing tank. With the agitator running, add the required amount of Ridomil Gold Bravo SC into the tank allowing time for good dispersion. If tank mixes are required, product should be added to the tank in the following order: Ridomil Gold Bravo SC, WG or dry flowable formulations, wettable powders and flowable products. Add the desired amount of other products recommended for tank mixture and allow them to become completely dispersed. Continue agitation while adding the remainder of the water and during application to maintain a uniform suspension.

---

## **APPLICATION INSTRUCTIONS**

---

Ridomil Gold Bravo SC must be applied on the schedule specified in the directions for use for a specific crop, not according to the irrigation schedule. If irrigation schedules are used, ground or aerial applications must supplement chemigation applications to achieve adequate disease control.

With the exception of potatoes, Ridomil Gold Bravo SC has not been sufficiently tested when applied through irrigation systems to assure consistent product performance for all labeled uses. The following calibration and application techniques are provided for user reference, but do not constitute a warranty of fitness for application through sprinkler irrigation equipment. Users should check with state and local regulatory agencies for potential use restrictions before applying any agricultural chemical through sprinkler irrigation equipment.

## Directions for Use Through Sprinkler Chemigation Systems

**Spray Preparation:** Chemical tank and injector system should be thoroughly cleaned. Flush system with clean water.

**Application Instructions:** Apply Ridomil Gold Bravo SC at rates and timings as described in this label.

### Use Precautions for Sprinkler Applications:

**Sprinkler Irrigation:** Apply this product through sprinkler irrigation systems including center pivot, lateral move, end tow, side (wheel) roll, traveler, big gun, solid set, or hand move irrigation systems. Do not apply this product through any other type of irrigation system except as specified on this label.

Apply with center pivot or continuous-move equipment distributing 1/2 acre-inch or less during treatment. In general, use the least amount of water required for proper distribution and coverage. If stationary systems (solid set, handlines or wheel lines other than continuous-move) are used, this product should be injected into no more than the last 20-30 minutes of the set. Do not apply when winds are greater than 10-15 mph to avoid drift or wind skips. Do not apply when wind speed favors drift beyond the area intended for treatment. Plant injury, lack of effectiveness, or illegal pesticide residues in the crop can result from non-uniform treated water. Thorough coverage of foliage is required for good control. Good agitation should be maintained during the entire application period.

If you have questions about calibration, contact State Extension Service specialists, equipment manufacturers or other experts.

The system must contain a functional check valve, vacuum relief valve, and low pressure drain appropriately located on the irrigation pipeline to prevent water-source contamination from backflow.

The pesticide injection pipeline must contain a functional, automatic, quick-closing check valve to prevent the flow of fluid back toward the injection pump.

The pesticide injection pipeline must also contain a functional, normally closed, solenoid-operated valve located on the intake side of the injection pump and connected to the system interlock to prevent fluid from being withdrawn from the supply tank when the irrigation system is either automatically or manually shut down.

The system must contain functional interlocking controls to automatically shut off the pesticide injection pump when the water pump motor stops.



17 of 35

The irrigation line or water pump must include a functional pressure switch which will stop the water pump motor when the water pressure decreases to the point where pesticide distribution is adversely affected.

Systems must use a metering pump, such as a positive displacement injection pump (e.g., diaphragm pump) effectively designed and constructed of materials that are compatible with pesticides and capable of being fitted with a system interlock.

Allow sufficient time for pesticide to be flushed through all lines and all nozzles before turning off irrigation water. A person knowledgeable of the chemigation system and responsible for its operation, or under the supervision of the responsible person, shall shut the system down and make necessary adjustments should the need arise.

Do not connect an irrigation system (including greenhouse systems) used for pesticide application to a public water system unless the pesticide label-prescribed safety devices for public water systems are in place.

**Specific Instructions for Public Water Systems:**

1. Public water system means a system for the provision to the public of piped water for human consumption if such system has at least 15 service connections or regularly serves an average of at least 25 individuals daily at least 60 days out of the year.
2. Chemigation systems connected to public water systems must contain a functional, reduced-pressure zone, back-flow preventer (RPZ) or the functional equivalent in the water supply line upstream from the point of pesticide introduction. As an option to the RPZ, the water from the public water system should be discharged into a reservoir tank prior to pesticide introduction. There shall be a complete physical break (air gap) between the flow outlet end of the fill pipe and the top or overflow rim of the reservoir tank of at least twice the inside diameter of the fill pipe.
3. The pesticide injection pipeline must contain a functional, automatic, quick-closing check valve to prevent the flow of fluid back toward the injection pump.
4. The pesticide injection pipeline must contain a functional, normally closed, solenoid-operated valve located on the intake side of the injection pump and connected to the system interlock to prevent fluid from being withdrawn from the supply tank when the irrigation system is either automatically or manually shut down.
5. The system must contain functional interlocking controls to automatically shut off the pesticide injection pump when the water pump motor stops, or in cases where there is no water pump, when the water pressure decreases to the point where pesticide distribution is adversely affected.

180f35

6. Systems must use a metering pump, such as a positive displacement injection pump (e.g., diaphragm pump) effectively designed and constructed of materials that are compatible with pesticides and capable of being fitted with a system interlock.
7. Do not apply when wind speed favors drift beyond the area intended for treatment.

19 of 35

**DIRECTIONS FOR USE**

Crop	Target Diseases	Use Rate Pints Product/A	Remarks
Carrots	Cavity spot ( <i>Pythium</i> spp.)  Cercospora (early) blight ( <i>Cercospora carotae</i> )  Alternaria (late) blight ( <i>Alternaria dauci</i> )	1.5-2.5	<p><b>Integrated Pest (Disease) Management:</b> Integrate Ridomil Gold Bravo SC into an overall disease management strategy that includes varieties with disease tolerance, proper timing of irrigation, and removal of plant debris in which inoculum overwinters. For best control, apply Ridomil Gold Bravo SC in a preventive disease control program.</p> <p>For control of Cavity spot, begin applications of Ridomil Gold Bravo SC 40-50 days after planting. Apply Ridomil Gold Bravo SC on a 14-day schedule.</p> <p>For Cercospora and Alternaria disease control, apply on a 14-day schedule and add Bravo Weather Stik® (0.5 pt./A) or Bravo Ultrex® (0.45 lb./A) to the tank.</p>

**Specific Use Restrictions:**

- Do not apply within 7 days of harvest (7-day PHI).
- Do not exceed the equivalent of 15 lbs. a.i./A per season of chlorothalonil containing products.
- Do not exceed the equivalent of 1.0 lb. a.i./A per season of soil-applied and 0.4 lb. a.i./A per season of foliar-applied mefenoxam containing products.

Cabbage Chinese Cabbage (tight-headed varieties only) Cauliflower Broccoli Chinese Broccoli Brussel sprouts	Downy mildew ( <i>Peronospora</i> spp.)  Alternaria leaf spot ( <i>Alternaria</i> spp.)	1.5	<p><b>Integrated Pest (Disease) Management:</b> Integrate Ridomil Gold Bravo SC into an overall disease management strategy that includes varieties with disease tolerance, proper timing of irrigation, and removal of plant debris in which inoculum overwinters. For best control, apply Ridomil Gold Bravo SC in a preventive disease control program.</p> <p>Begin applications when conditions are favorable for disease, but before infection, and continue at 14-day intervals until threat of disease is over. Under severe disease pressure, use other effective EPA-registered fungicides according to label directions between the Ridomil Gold Bravo SC sprays.</p>
---	---	-----	--

**Specific Use Restrictions:**

- Do not apply within 7 days of harvest (7-day PHI).
- Do not exceed the equivalent of 12 lbs. a.i./A per season of chlorothalonil containing products.
- Do not exceed the equivalent of 1.0 lb. a.i./A per season of soil-applied and 0.50 lb. a.i./A per season of foliar-applied mefenoxam containing products.

2008 35

Crop	Target Diseases	Use Rate Pints Product/A	Remarks
Cucumber Cantaloupe Honeydew melon Muskmelon Watermelon Squash Pumpkin	Downy mildew ( <i>Pseudoperonospora cubensis</i> )	2.5	<b>Integrated Pest (Disease) Management:</b> Integrate Ridomil Gold Bravo SC into an overall disease management strategy that includes varieties with disease tolerance, proper timing of irrigation, and removal of plant debris in which inoculum overwinters.  For Downy mildew, begin applications when conditions are favorable for disease, but before infection, and continue at 14-day intervals until the threat of disease is over. Apply the full rate of a protectant fungicide between Ridomil Gold Bravo SC applications. Avoid late season applications when plants reach full maturity and begin senescence.  For all other labeled diseases, begin applications when conditions are favorable for disease, but before infection, and continue at 10 to 14-day intervals. Under severe disease pressure, use the high rate and add Bravo Weather Stik (1 pt./A) or Bravo Ultrex (0.9 lb./A) to the tank. Alternate Ridomil Gold Bravo SC sprays with other effective EPA-registered fungicides every 7 days.
	Anthracnose ( <i>Colletotrichum spp.</i> )	2.5-3.25	
	Cercospora leaf spot ( <i>Cercospora citrullina</i> )		
	Gummy stem blight ( <i>Didymella bryoniae</i> )		
	Alternaria leaf blight ( <i>Alternaria cucumerina</i> )		
Scab ( <i>Cladosporium cucumerinum</i> )			

**Specific Use Restrictions:**

- Ridomil Gold Bravo SC may be applied the day of harvest (0-day PHI).
- Do not exceed the equivalent of 15.75 lbs. a.i./A per season of chlorothalonil containing products.
- Do not exceed the equivalent of 1.0 lb. a.i./A per season of soil-applied and 0.5 lb. a.i./A per season of foliar-applied mefenoxam containing products.
- Do not combine Ridomil Gold Bravo SC with anything except water for application to watermelons unless your prior use has shown the combination to be noninjurious to watermelons under your conditions of use.
- Spraying mature watermelons may result in sunburn of the upper surface of the fruit. Do not apply to watermelons when any of the following conditions are present:
  - 1) Intense heat and sunlight
  - 2) Drought conditions
  - 3) Poor vine canopy
  - 4) Other crop and environmental conditions which may be conducive to increased natural sunburn

210935

Crop	Target Diseases	Use Rate Pints Product/A	Remarks
<b>Onion (dry bulb)</b> <b>Onion (green)</b> <b>Garlic</b> <b>Leeks</b> <b>Shallots</b>	Downy mildew <i>(Peronospora destructor)</i>  Botrytis leaf blight <i>(Botrytis aclada, Botrytis squamosa)</i>  Purple blotch <i>(Alternaria porri)</i>	2.5	<p><b>Integrated Pest (Disease) Management:</b> Integrate Ridomil Gold Bravo SC into an overall disease management strategy that includes selection of varieties with disease tolerance, optimum plant populations, proper fertilization, plant residue management, crop rotation, and proper timing and placement of irrigation.</p> <p>For Downy mildew, begin applications when conditions are favorable for disease, but before infection, and continue at 7 to 14-day intervals until the threat of disease is over.</p> <p>For Botrytis leaf blight and Purple blotch, apply on a 7-day schedule. Alternatively, apply on a 14-day schedule <b>and</b> apply other effective EPA-registered fungicides between the Ridomil Gold Bravo SC sprays.</p>

**Specific Use Restrictions:**

**Onions (dry bulb) and garlic:**

- Do not apply within 7 days of harvest (7-day PHI).
- Do not exceed the equivalent of 15 lbs. a.i./A per season of chlorothalonil containing products.
- Do not exceed the equivalent of 1.0 lb. a.i./A per season of soil-applied and 0.5 lb. a.i./A per season of foliar-applied mefenoxam containing products.

**Onions (green), leeks and shallots:**

- Do not apply within 14 days of harvest (14-day PHI).
- Do not exceed the equivalent of 6.75 lbs. a.i./A per season of chlorothalonil containing products.
- Do not exceed the equivalent of 1.0 lb. a.i./A per season of soil-applied and 0.3 lb. a.i./A per season of foliar-applied mefenoxam containing products.

Crop	Target Diseases	Use Rate Pints Product/A	Remarks
Potatoes	<p>Early blight (<i>Alternaria solani</i>)</p> <p>Late blight (<i>Phytophthora infestans</i>)</p> <p><b>Storage Rots</b></p> <p>Pink rot (<i>Phytophthora erythroseptica</i>)</p> <p>Leak (<i>Pythium</i> spp.)</p>	2.5	<p><b>Integrated Pest (Disease) Management:</b> Integrate Ridomil Gold Bravo SC into an overall disease management strategy that includes selection of varieties with disease tolerance, optimum plant populations, proper fertilization, plant residue management, crop rotation, and proper timing and placement of irrigation.</p> <p>For Early blight and Late blight, begin preventive applications early in the season when conditions are favorable for disease (before infection), but no later than when the plant foliage meets within the row uniformly across the field. Apply the labeled rate of a protectant fungicide between Ridomil Gold Bravo SC applications. Following the Ridomil Gold Bravo SC applications, apply the labeled rate of a protectant fungicide on a weekly schedule through the remainder of the season.</p> <p>For effective control of Storage Rots, use Ridomil Gold Bravo SC in conjunction with other management practices such as crop rotation and resistant varieties. Make the first application following tuber initiation, when the largest tubers are the size in diameter of a nickel. This period generally coincides with the initiation of flowering. Make a second application 14 days later. If the field has a history of storage rot problems, make a third application 14 days after the second application.</p> <p>If applications of Ridomil Gold Bravo SC for Late blight control correspond to the timing of applications for Storage Rot control, additional applications for storage rot control are not needed.</p>

**Specific Use Restrictions:**

- Do not apply within 14 days of harvest (14-day PHI).
- Do not exceed the equivalent of 11.25 lbs. a.i./A per season of chlorothalonil containing products.
- Do not exceed the equivalent of 0.188 lb. a.i./A per season of soil-applied and 0.40 lb. a.i./A per season of foliar-applied mefenoxam containing products.

23 of 35

Crop	Target Diseases	Use Rate Pints Product/A	Remarks
Tomatoes	Late blight ( <i>Phytophthora solani</i> )  Fruit rot ( <i>Phytophthora</i> spp.)  Early blight ( <i>Alternaria solani</i> )  Gray leaf spot ( <i>Stemphyllium botryosum</i> )  Leaf mold ( <i>Cladosporium fulvum</i> )  Septoria leaf spot ( <i>Septoria lycopersici</i> )	2.5	<p><b>Integrated Pest (Disease) Management:</b> Integrate Ridomil Gold Bravo SC into an overall disease management strategy that includes selection of varieties with disease tolerance, optimum plant populations, proper fertilization, plant residue management, crop rotation, and water management practices.</p> <p>Begin preventive applications early in the season when conditions are favorable for disease (before infection). Apply the labeled rate of a protectant fungicide between Ridomil Gold Bravo SC applications.</p> <p>Under severe disease pressure for Anthracnose, Black mold, Gray mold, or Rhizoctonia fruit rot, use the high rate and add Bravo Weather Stik (1 pt./A) or Bravo Ultrex (0.9 lb./A) to the tank.</p>
	Anthracnose ( <i>Colletotrichum</i> spp.)  Black mold ( <i>Alternaria alternata</i> )  Gray mold ( <i>Botrytis cinerea</i> )  Rhizoctonia fruit rot ( <i>Rhizoctonia solani</i> )	2.50-3.25	

**Specific Use Restrictions:**

- Do not apply within 5 days of harvest (5-day PHI).
- Do not exceed the equivalent of 15 lbs. a.i./A per season of chlorothalonil containing products.
- Do not exceed the equivalent of 1.0 lb. a.i./A per season of soil-applied and 0.5 lb. a.i./A per season of foliar-applied mefenoxam containing products.

24 of 35

**Ridomil Gold Bravo SC Rate Conversion Chart**

Pints/A	Lb. a.i./A Mefenoxam	Lb. a.i./A Chlorothalonil	Treated Acres/ Gal. Product
1	0.042	0.42	8
1.5	0.062	0.62	5.3
2	0.084	0.84	4
2.5	0.10	1.0	3.2
3	0.125	1.25	2.6
3.25	0.134	1.35	2.5

---

**STORAGE AND DISPOSAL**

---

Do not contaminate water, food, or feed by storage and disposal.

**Pesticide Storage**

Store in a cool, dry place. Store in the original container.

**Pesticide Disposal**

Pesticide wastes are toxic. Improper disposal of excess pesticide, pesticide spray or rinsate is a violation of Federal law. If these wastes cannot be disposed of by use according to label instructions, contact your State Pesticide or Environmental Control Agency, or the Hazardous Waste representative at the nearest EPA Regional Office for guidance.

**Container Handling [less than 5 gallons]**

Non-refillable container. Do not reuse or refill this container. Offer for recycling if available. Triple rinse container (or equivalent) promptly after emptying. Triple rinse as follows: Empty the remaining contents into application equipment or a mix tank and drain for 10 seconds after the flow begins to drip. Fill the container ¼ full with water and recap. Shake for 10 seconds. Pour rinsate into application equipment or a mix tank or store rinsate for later use and disposal. Drain for 10 seconds after the flow begins to drip. Repeat this procedure two more times. Then offer for recycling if available or puncture and dispose of in a sanitary landfill, or by incineration, or, if allowed by state and local authorities, by burning. If burned, stay out of smoke.

**Container Handling [Bulk]**

Refillable container. Refill this container with pesticide only. Do not use this container for any other purpose. Cleaning the container before final disposal is the responsibility of the person disposing of the container. Cleaning before refilling is the responsibility of the refiller. To clean container before final disposal, empty the remaining contents from this container into application equipment or mix tank. Fill the container about 10 percent



25035

full with water. Agitate vigorously or recirculate water with the pump for 2 minutes. Pour or pump rinsate into application equipment or rinsate collection system. Repeat this rinsing procedure two more times. Then offer for recycling if available or puncture and dispose of in a sanitary landfill, by incineration, or, if allowed by state and local authorities, by burning. If burned, stay out of smoke.

**CONTAINER IS NOT SAFE FOR FOOD, FEED OR DRINKING WATER.**

---

Ridomil Gold Bravo<sup>®</sup>, Bravo Weather Stik<sup>®</sup>, Bravo Ultrex<sup>®</sup>, Ridomil Gold<sup>®</sup>, the Syngenta logo and the CP FRAME [icon] are trademarks of a Syngenta Group Company

Dipel<sup>®</sup> is a registered trademark of Valent BioSciences Corporation

Latron B-1956<sup>®</sup> and Latron AG-98<sup>®</sup> are trademarks of Dow AgroSciences LLC

Viton<sup>®</sup> is a trademark of E.I. DuPont de Nemours and Company

©2009 Syngenta

For non-emergency (e.g., current product information), call  
Syngenta Crop Protection at 1-800-334-9481.

Manufactured for:  
Syngenta Crop Protection, Inc.  
P.O. Box 18300  
Greensboro, North Carolina 27419-8300

SCP 1221A-L1A 0709 [Product ID 27136 - 2.5 gallons – Booklet/base]  
SCP 1221A-L2A 0709 [Product ID 38684 – 264 gallons – Bulk booklet]

260435

[Non-Detachable Container Label – 2.5 gallon]



**Ridomil Gold Bravo® SC**

**Fungicide**

For the control of certain diseases in various crops

**Active Ingredients:**

Mefenoxam (CAS Nos. 70630-17-0 and 69516-34-3) .....	3.3%
Chlorothalonil (CAS No. 1897-45-6) .....	33.1%
<b>Other Ingredients:</b>	<b>63.6%</b>
<b>Total:</b>	<b>100.0%</b>

Ridomil Gold Bravo SC contains 0.33 lbs. of mefenoxam and 3.34 lbs. chlorothalonil per gallon.

**KEEP OUT OF REACH OF CHILDREN.**

**WARNING/AVISO**

Si usted no entiende la etiqueta, busque a alguien para que se la explique a usted en detalle. (If you do not understand the label, find someone to explain it to you in detail.)

See additional precautionary statements and directions for use inside booklet.

**AGRICULTURAL USE REQUIREMENTS**

Use this product only in accordance with its labeling and with the Worker Protection Standard, 40 CFR part 170. Refer to supplemental labeling under "Agricultural Use Requirements" in the Directions for Use section for information about this standard.

EPA Reg. No. 100-1221

EPA Est. 67545-AZ-1<sup>GBY</sup> EPA Est. 70989-AR-001<sup>OMB</sup>  
(Superscript is first three letters of batch code on the container)

SCP 1221A-L1A 0709 [Product ID 27136]

2.5 gallons  
Net Contents

270235

<b>FIRST AID</b>	
<b>If in eyes</b>	<ul style="list-style-type: none"> <li>• Hold eye open and rinse slowly and gently with water for 15-20 minutes.</li> <li>• Remove contact lenses, if present, after the first 5 minutes, then continue rinsing eye.</li> <li>• Call a poison control center or doctor for treatment advice.</li> </ul>
<b>If inhaled</b>	<ul style="list-style-type: none"> <li>• Move person to fresh air.</li> <li>• If person is not breathing, call 911 or an ambulance, then give artificial respiration, preferably mouth-to-mouth, if possible.</li> <li>• Call a poison control center or doctor for further treatment advice.</li> </ul>
<b>If swallowed</b>	<ul style="list-style-type: none"> <li>• Call a poison control center or doctor immediately for treatment advice.</li> <li>• Have person sip a glass of water if able to swallow.</li> <li>• Do not induce vomiting unless told to do so by the poison control center or doctor.</li> <li>• Do not give anything by mouth to an unconscious person.</li> </ul>
<b>If on skin or clothing</b>	<ul style="list-style-type: none"> <li>• Take off contaminated clothing.</li> <li>• Rinse skin immediately with plenty of water for 15-20 minutes.</li> <li>• Call a poison control center or doctor for treatment advice.</li> </ul>
<b>NOTE TO PHYSICIAN</b>	
Persons suffering with temporary allergic skin reactions may respond to treatment with oral antihistamines and topical or oral steroids.	
Have the product container or label with you when calling a poison control center or doctor or going for treatment.	
<b>HOTLINE NUMBER</b>	
For 24-Hour Medical Emergency Assistance (Human or Animal) Or Chemical Emergency Assistance (Spill, Leak, Fire or Accident) Call <b>1-800-888-8372</b>	

**PRECAUTIONARY STATEMENTS**

**Hazards to Humans and Domestic Animals**

**WARNING/AVISO**

Causes substantial but temporary eye injury. Do not get in eyes or on clothing. Harmful if inhaled. Avoid breathing vapor or spray mist. Prolonged or frequently repeated skin contact may cause allergic reactions in some individuals.

## Environmental Hazards

This product is toxic to aquatic invertebrates and wildlife. Do not apply directly to water, to areas where surface water is present or to intertidal areas below the mean high water mark. Drift and runoff may be hazardous to aquatic organisms in neighboring areas. Do not apply when weather conditions favor drift from treated areas. Do not contaminate water when disposing of equipment wash water or rinsate.

This product contains chemicals known to leach through soil into groundwater under certain conditions as a result of label use. Use of this product in areas where soils are permeable, particularly where the water table is shallow, may result in groundwater contamination.

Chlorothalonil can contaminate surface water through spray drift. Under some conditions, it may have a high potential for runoff into surface water for several days to weeks after application. These include poorly draining or wet soils with readily visible slopes towards adjacent surface waters, frequently flooded areas, areas overlaying extremely shallow ground water, areas with infield canals or ditches that drain to surface water, areas not separated from adjacent surface waters with vegetated filter strips, and areas over-laying tile drainage systems that drain to surface water.

---

## STORAGE AND DISPOSAL

---

Do not contaminate water, food, or feed by storage and disposal.

### Pesticide Storage

Store in a cool, dry place. Store in the original container.

### Pesticide Disposal

Pesticide wastes are toxic. Improper disposal of excess pesticide, pesticide spray or rinsate is a violation of Federal law. If these wastes cannot be disposed of by use according to label instructions, contact your State Pesticide or Environmental Control Agency, or the Hazardous Waste representative at the nearest EPA Regional Office for guidance.

### Container Handling

Non-refillable container. Do not reuse or refill this container. Offer for recycling if available. Triple rinse container (or equivalent) promptly after emptying. Triple rinse as follows: Empty the remaining contents into application equipment or a mix tank and drain for 10 seconds after the flow begins to drip. Fill the container  $\frac{1}{4}$  full with water and recap. Shake for 10 seconds. Pour rinsate into application equipment or a mix tank or store rinsate for later use and disposal. Drain for 10 seconds after the flow begins to drip. Repeat this procedure two more times. Then offer for recycling if available or puncture and dispose of in a sanitary landfill, or by incineration, or, if allowed by state and local authorities, by burning. If burned, stay out of smoke.

290235

**CONTAINER IS NOT SAFE FOR FOOD, FEED OR DRINKING WATER.**

---

Ridomil Gold Bravo® and the Syngenta logo are trademarks of a Syngenta Group Company

©2009 Syngenta

Manufactured for:  
Syngenta Crop Protection, Inc.  
P.O. Box 18300  
Greensboro, North Carolina 27419-8300

30x35

[PRESURE SENSITIVE LABEL – 264 GALLONS]

GROUP 4 M5 FUNGICIDES

**Ridomil Gold Bravo® SC**

**Fungicide**

For the control of certain diseases in various crops

*Active Ingredients:*

Mefenoxam (CAS Nos. 70630-17-0 and 69516-34-3).....	3.3%
Chlorothalonil (CAS No. 1897-45-6).....	33.1%
<hr/>	
<i>Other Ingredients:</i>	63.6%
Total:	100.0%

*Ridomil Gold Bravo SC contains 0.33 lbs. of mefenoxam and 3.34 lbs. chlorothalonil per gallon.*

**KEEP OUT OF REACH OF CHILDREN.**

**WARNING/AVISO**

Si usted no entiende la etiqueta, busque a alguien para que se la explique a usted en detalle. (If you do not understand the label, find someone to explain it to you in detail.)

EPA Reg. No. 100-1221

EPA Est. 070989-AR-001

See additional precautionary statements and directions for use inside booklet.

**AGRICULTURAL USE REQUIREMENTS**

Use this product only in accordance with its labeling and with the Worker Protection Standard, 40 CFR part 170. Refer to supplemental labeling under "Agricultural Use Requirements" in the Directions for Use section for information about this standard.

Product ID. 38684

264 gallons  
Net Contents

SCP 1221A-L3A 0709

31 of 35

<b>FIRST AID</b>	
<b>If in eyes</b>	<ul style="list-style-type: none"> <li>• Hold eye open and rinse slowly and gently with water for 15-20 minutes.</li> <li>• Remove contact lenses, if present, after the first 5 minutes, then continue rinsing eye.</li> <li>• Call a poison control center or doctor for treatment advice.</li> </ul>
<b>If inhaled</b>	<ul style="list-style-type: none"> <li>• Move person to fresh air.</li> <li>• If person is not breathing, call 911 or an ambulance, then give artificial respiration, preferably mouth-to-mouth, if possible.</li> <li>• Call a poison control center or doctor for further treatment advice.</li> </ul>
<b>If swallowed</b>	<ul style="list-style-type: none"> <li>• Call a poison control center or doctor immediately for treatment advice.</li> <li>• Have person sip a glass of water if able to swallow.</li> <li>• Do not induce vomiting unless told to do so by the poison control center or doctor.</li> <li>• Do not give anything by mouth to an unconscious person.</li> </ul>
<b>If on skin or clothing</b>	<ul style="list-style-type: none"> <li>• Take off contaminated clothing.</li> <li>• Rinse skin immediately with plenty of water for 15-20 minutes.</li> <li>• Call a poison control center or doctor for treatment advice.</li> </ul>
<b>NOTE TO PHYSICIAN</b>	
Persons suffering with temporary allergic skin reactions may respond to treatment with oral antihistamines and topical or oral steroids.	
Have the product container or label with you when calling a poison control center or doctor or going for treatment.	
<b>HOTLINE NUMBER</b>	
For 24-Hour Medical Emergency Assistance (Human or Animal) Or Chemical Emergency Assistance (Spill, Leak, Fire or Accident) Call <b>1-800-888-8372</b>	

**PRECAUTIONARY STATEMENTS**

**Hazards to Humans and Domestic Animals**

**WARNING/AVISO**

Causes substantial but temporary eye injury. Do not get in eyes or on clothing. Harmful if inhaled. Avoid breathing vapor or spray mist. Prolonged or frequently repeated skin contact may cause allergic reactions in some individuals.

## Environmental Hazards

This product is toxic to aquatic invertebrates and wildlife. Do not apply directly to water, to areas where surface water is present or to intertidal areas below the mean high water mark. Drift and runoff may be hazardous to aquatic organisms in neighboring areas. Do not apply when weather conditions favor drift from treated areas. Do not contaminate water when disposing of equipment washwater or rinsate.

This product contains chemicals known to leach through soil into groundwater under certain conditions as a result of label use. Use of this product in areas where soils are permeable, particularly where the water table is shallow, may result in groundwater contamination.

Chlorothalonil can contaminate surface water through spray drift. Under some conditions, it may have a high potential for runoff into surface water for several days to weeks after application. These include poorly draining or wet soils with readily visible slopes towards adjacent surface waters, frequently flooded areas, areas overlaying extremely shallow ground water, areas with infield canals or ditches that drain to surface water, areas not separated from adjacent surface waters with vegetated filter strips, and areas over-laying tile drainage systems that drain to surface water.



---

## CONDITIONS OF SALE AND LIMITATION OF WARRANTY AND LIABILITY

---

**NOTICE:** Read the entire Directions for Use and Conditions of Sale and Limitation of Warranty and Liability before buying or using this product. If the terms are not acceptable, return the product at once, unopened, and the purchase price will be refunded.

The Directions for Use of this product must be followed carefully. It is impossible to eliminate all risks inherently associated with the use of this product. Crop injury, ineffectiveness or other unintended consequences may result because of such factors as manner of use or application, weather or crop conditions, presence of other materials or other influencing factors in the use of the product, which are beyond the control of SYNGENTA CROP PROTECTION, INC. or Seller. To the extent permitted by applicable law, Buyer and User agree to hold SYNGENTA and Seller harmless for any claims relating to such factors.

SYNGENTA warrants that this product conforms to the chemical description on the label and is reasonably fit for the purposes stated in the Directions for Use, subject to the inherent risks referred to above, when used in accordance with directions under normal use conditions. To the extent permitted by applicable law: (1) this warranty does not extend to the use of this product contrary to label instructions or under conditions not reasonably foreseeable to or beyond the control of Seller or SYNGENTA, and, (2) Buyer and User assume the risk of any such use. **TO THE EXTENT PERMITTED BY APPLICABLE LAW, SYNGENTA MAKES NO WARRANTIES OF MERCHANTABILITY OR OF FITNESS FOR A PARTICULAR PURPOSE NOR ANY OTHER EXPRESS OR IMPLIED WARRANTY EXCEPT AS WARRANTED BY THIS LABEL.**

To the extent permitted by applicable law, in no event shall SYNGENTA be liable for any incidental, consequential or special damages resulting from the use or handling of this product. **TO THE EXTENT PERMITTED BY APPLICABLE LAW, THE EXCLUSIVE REMEDY OF THE USER OR BUYER, AND THE EXCLUSIVE LIABILITY OF SYNGENTA AND SELLER FOR ANY AND ALL CLAIMS, LOSSES, INJURIES OR DAMAGES (INCLUDING CLAIMS BASED ON BREACH OF WARRANTY, CONTRACT, NEGLIGENCE, TORT, STRICT LIABILITY OR OTHERWISE) RESULTING FROM THE USE OR HANDLING OF THIS PRODUCT, SHALL BE THE RETURN OF THE PURCHASE PRICE OF THE PRODUCT OR, AT THE ELECTION OF SYNGENTA OR SELLER, THE REPLACEMENT OF THE PRODUCT.**

SYNGENTA and Seller offer this product, and Buyer and User accept it, subject to the foregoing Conditions of Sale and Limitation of Warranty and Liability, which may not be modified except by written agreement signed by a duly authorized representative of SYNGENTA.

34 of 35

## DIRECTIONS FOR USE

It is a violation of Federal law to use this product in a manner inconsistent with its labeling.

Do not apply this product in a way that will contact workers or other persons, or pets either directly or through drift. Only protected handlers may be in the area during application. For any requirements specific to your State or Tribe, consult the agency responsible for pesticide regulation.

---

## STORAGE AND DISPOSAL

---

Do not contaminate water, food, or feed by storage and disposal.

### **Pesticide Storage**

Store in a cool, dry place. Store in the original container.

### **Pesticide Disposal**

Pesticide wastes are toxic. Improper disposal of excess pesticide, pesticide spray or rinsate is a violation of Federal law. If these wastes cannot be disposed of by use according to label instructions, contact your State Pesticide or Environmental Control Agency, or the Hazardous Waste representative at the nearest EPA Regional Office for guidance.

### **Container Handling**

Refillable container. Refill this container with pesticide only. Do not use this container for any other purpose. Cleaning the container before final disposal is the responsibility of the person disposing of the container. Cleaning before refilling is the responsibility of the refiller. To clean container before final disposal, empty the remaining contents from this container into application equipment or mix tank. Fill the container about 10 percent full with water. Agitate vigorously or recirculate water with the pump for 2 minutes. Pour or pump rinsate into application equipment or rinsate collection system. Repeat this rinsing procedure two more times. Then offer for recycling if available or puncture and dispose of in a sanitary landfill, by incineration, or, if allowed by state and local authorities, by burning. If burned, stay out of smoke.

**CONTAINER IS NOT SAFE FOR FOOD, FEED OR DRINKING WATER.**

---

Ridomil Gold Bravo<sup>®</sup>, the Syngenta logo and the CP FRAME [icon] are trademarks of a Syngenta Group Company

©2009 Syngenta

350 of 35

Manufactured for:  
Syngenta Crop Protection, Inc.  
P.O. Box 18300  
Greensboro, North Carolina 27419-8300

RID GOL BRA SC 1221A L3A 0709 PSL df - 09/01/09  
RID GOL BRA SC 1221A L1A-L2A 0709 PRN2007-4 NOTIF-SEP2009 CLEAN - pl - 9/2/09  
000100-01221.20090902.RID-GOL-BRA-SC\_PRN2007-4\_SEP2009.pdf