

100-1217

8/18/2011

10494



UNITED STATES ENVIRONMENTAL PROTECTION AGENCY  
WASHINGTON, D.C. 20460

OFFICE OF CHEMICAL SAFETY  
AND POLLUTION PREVENTION

AUG 18 2011

Mr. Montague Dixon  
Syngenta Crop Protection Inc.  
PO Box 18300  
Greensboro, NC 27419-8300

Subject: Gramoxone Inteon  
EPA Registration Number 100-1217  
Application dated August 5, 2011

Dear Mr. Dixon:

The labeling referred to above, submitted in connection with registration under the Federal Insecticide, Fungicide, and Rodenticide Act as amended is acceptable. Amended labeling will supercede all previously accepted ones. A stamped copy of labeling is enclosed for your records. Submit one (1) copy of final printed labeling before you release the product for shipment.

If you have any questions, please contact Hope Johnson at 703-305-5410.

Sincerely,

A handwritten signature in black ink, appearing to read "Kable Bo Davis", with a long horizontal flourish extending to the right.

Kable Bo Davis  
Product Manager 25  
Herbicide Branch  
Registration Division (7505P)

20494

(Booklet)

**RESTRICTED USE PESTICIDE  
DUE TO ACUTE TOXICITY**

**FOR RETAIL SALE TO AND USE ONLY BY CERTIFIED APPLICATORS OR  
PERSONS UNDER THEIR DIRECT SUPERVISION AND ONLY FOR THOSE USES  
COVERED BY THE CERTIFIED APPLICATOR'S CERTIFICATION.**

Gramoxone Inteon®  
Gramoxone® EXpress  
Gramoxone® SL

Herbicide

A Weed, Grass, and Harvest Aid Desiccant/Defoliant Herbicide

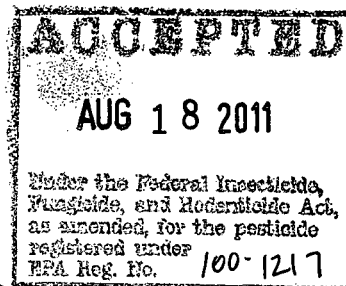
Active Ingredient:	
Paraquat dichloride (1,1'-dimethyl-4,4'-ipyridinium dichloride) .....	30.1%
Other Ingredients:	69.9%
Total:	100.0%

Contains 2.0 pounds paraquat cation per gallon as 2.762 pounds salt per gallon.  
Contains alerting agent (odor), emetic, dye and Inteon Technology. [Note to PM: All  
References to "Inteon Technology" will be removed from Alternate Brand Name  
Products Gramoxone EXpress and Gramoxone SL.]

EPA Reg. No.100-1217

EPA Est.

**KEEP OUT OF REACH OF CHILDREN.**



**DANGER / POISON  
PELIGRO**

Si usted no entiende la etiqueta, busque a alguien para que se la explique a usted en  
detalle. (If you do not understand the label, find someone to explain it to you in detail.)

- NEVER PUT INTO FOOD, DRINK OR OTHER CONTAINERS.
- IF SWALLOWED, TAKE IMMEDIATE ACTION AS PRESCRIBED IN FIRST AID STATEMENT. SYMPTOMS ARE PROLONGED AND PAINFUL.
- DO NOT USE OR STORE IN OR AROUND THE HOME.
- DO NOT REMOVE CONTENTS EXCEPT FOR IMMEDIATE USE.
- THE ODOR OF THIS PRODUCT IS FROM THE ALERTING AGENT WHICH HAS BEEN ADDED, NOT FROM PARAQUAT.

1 gallon


2.5 gallons

30 gallons

120 gallons

\_\_\_\_\_ gallons

Net Contents



<b>FIRST AID</b> <b>Contains Paraquat, a Bipyrilidium Herbicide</b>	
<b>If swallowed</b>	<ul style="list-style-type: none"> <li>• SPEED IS ESSENTIAL. Immediate medical attention is required. If available, give an adsorbent such as activated charcoal, bentonite or Fuller's Earth.</li> <li>• Call a poison control center or doctor immediately for treatment advice.</li> <li>• Do not give anything by mouth to an unconscious person.</li> </ul>
<b>If inhaled</b>	<ul style="list-style-type: none"> <li>• Move person to fresh air.</li> <li>• The odor of this product is from the alerting agent, which has been added, not from the paraquat.</li> <li>• If person is not breathing, call 911 or an ambulance.</li> <li>• Call a poison control center or doctor for further treatment advice.</li> </ul>
<b>If in eyes</b>	<ul style="list-style-type: none"> <li>• Hold eye open and rinse slowly and gently with water for 15-20 minutes.</li> <li>• Remove contact lenses, if present, after the first 5 minutes, then continue rinsing eye.</li> <li>• Call a poison control center or doctor for treatment advice.</li> </ul>
<b>If on skin or clothing</b>	<ul style="list-style-type: none"> <li>• Take off contaminated clothing.</li> <li>• IMMEDIATELY wash with soap and water and rinse for 15-20 minutes. Prolonged contact will cause severe irritation. Contact with irritated skin or a cut or repeated contact with intact skin may result in poisoning.</li> <li>• GET MEDICAL ATTENTION. Call a poison control center or doctor for treatment advice.</li> </ul>
<b>NOTE TO PHYSICIAN</b> <p>Refer to the booklet 'Paraquat Poisoning. A Practical Guide to Diagnosis, First Aid and Hospital Treatment' (<a href="http://www.syngenta.com/pgmedguide">http://www.syngenta.com/pgmedguide</a>). Administer either activated charcoal (100g for adults or 2g/kg body weight in children) or Fuller's Earth (15% solution; 1 liter for adults or 15ml/kg body weight in children). NOTE: The use of gastric lavage without administration of an adsorbent has not shown any clinical benefit. Do not use supplemental oxygen. Eye splashes from concentrated material should be treated by an eye specialist after initial treatment. With the possibility of late onset corneal ulceration, it is advised that patients with paraquat eye injuries are reviewed by an eye specialist the day after first presentation. Use treatment that is appropriate for chemical burns. Intact skin is an effective barrier to paraquat, however contact with irritated or cut skin or repeated contact with intact skin may result in poisoning.</p>	
<p>Have the product container or label with you when calling a poison control center or doctor, or going for treatment.</p>	
<b>HOT LINE NUMBER</b> <p>For 24-Hour Medical Emergency Assistance (Human or Animal)  Or Chemical Emergency Assistance (Spill, Leak, Fire or Accident)  Call  <b>1-800-888-8372</b></p>	



---

## PRECAUTIONARY STATEMENTS

---

### HAZARDS TO HUMANS AND DOMESTIC ANIMALS



**DANGER / POISON**  
**PELIGRO**

May be fatal if swallowed. Fatal if inhaled. Do not breathe spray mist. Wear a dust mist NIOSH-approved respirator with any N, R, P, or HE filter. Causes substantial but temporary eye injury. Wear protective eyewear (face shield required when mixing/loading). Harmful if absorbed through skin. Do not get in eyes, on skin, or on clothing. Avoid contact with skin.

**IMPORTANT:** Inhalation is an unlikely route of exposure due to low vapor pressure and large spray droplet size, but mucosal irritation or nose bleeds may occur. Prolonged contact with this concentrated product can irritate your skin.

#### **Personal Protective Equipment (PPE)**

**Applicators and other handlers (other than Mixers and Loaders) must wear:**

- Long-sleeve shirt and long pants
- Shoes plus socks
- Protective eyewear
- Chemical Resistant Gloves - Category A (e.g. barrier laminate, butyl rubber, nitrile rubber, neoprene rubber, natural rubber, polyethylene, polyvinyl chloride (PVC) or Viton®)
- A dust mist NIOSH-approved respirator with any N, R, P, or HE filter

**Mixers and Loaders must wear:**

- Long-sleeve shirt and long pants
- Shoes plus socks
- A dust mist NIOSH-approved respirator with any N, R, P, or HE filter
- Chemical Resistant Gloves - Category A (e.g. barrier laminate, butyl rubber, nitrile rubber, neoprene rubber, natural rubber, polyethylene, polyvinyl chloride (PVC) or Viton)
- Chemical resistant apron
- Face shield

Discard clothing and other absorbent materials that have been drenched or heavily contaminated with this product's concentrate. Do not reuse them. Follow manufacturer's instructions for cleaning/maintaining PPE. If no such instructions for

washables exist, use detergent and hot water. Keep and wash PPE separately from other laundry.

### Engineering Controls

When handlers use closed systems, enclosed cabs, or aircraft in a manner that meets the requirements listed in the Worker Protection Standard (WPS) for agricultural pesticides [40 CFR 170.240(d)(4-6)], the handler PPE requirements may be reduced or modified as specified in the WPS.

#### User Safety Recommendations

##### Users should:

- Wash hands before eating, drinking, chewing gum, using tobacco or using the toilet.
- Remove clothing/PPE immediately if pesticide gets inside. Then wash thoroughly and put on clean clothing.
- Remove PPE immediately after handling this product. Wash the outside of gloves before removing. As soon as possible, wash thoroughly and change into clean clothing.

### Environmental Hazards

**Wildlife:** This product is toxic to wildlife. Do not apply directly to water or to areas where surface water is present or to intertidal areas below the mean high water mark. Do not contaminate water when cleaning equipment or disposing of equipment washwaters.

**Drift:** Gramoxone Inteon is a contact herbicide that desiccates all green plant tissue. Paraquat dichloride is a nonselective herbicide and will cause damage to nontarget crops and plants if off-target movement occurs. Extreme care must be taken to ensure that off-target drift is minimized to the greatest extent possible. Do not apply under conditions involving possible drift to food, forage, or other plantings that might be damaged or the crops thereof rendered unfit for sale, use, or consumption. Do not apply when weather conditions favor drift from treated areas. To avoid drift, do not make aerial applications during periods of thermal inversion. Refer to the local state laws, regulations, guidelines and spray drift information contained in the Directions for Use section for proper application to avoid off-target movement.

### Physical and Chemical Hazards

This product is mildly corrosive to aluminum and produces hydrogen gas which may form a highly combustible gas mixture. Do not mix or store in containers, spray tanks, nurse tanks, or such systems made of aluminum or having aluminum fittings. This product is compatible with high density polyethylene and rubber lined steel containers.

---

**CONDITIONS OF SALE AND LIMITATION OF WARRANTY AND LIABILITY**

---

**NOTICE:** Read the entire Directions for Use and Conditions of Sale and Limitation of Warranty and Liability before buying or using this product. If the terms are not acceptable, return the product at once, unopened, and the purchase price will be refunded.

The Directions for Use of this product must be followed carefully. It is impossible to eliminate all risks inherently associated with the use of this product. Crop injury, ineffectiveness or other unintended consequences may result because of such factors as manner of use or application, weather or crop conditions, presence of other materials or other influencing factors in the use of the product, which are beyond the control of SYNGENTA CROP PROTECTION, LLC or Seller. To the extent permitted by applicable law, Buyer and User agree to hold SYNGENTA and Seller harmless for any claims relating to such factors.

SYNGENTA warrants that this product conforms to the chemical description on the label and is reasonably fit for the purposes stated in the Directions for Use, subject to the inherent risks referred to above, when used in accordance with directions under normal use conditions. To the extent permitted by applicable law: (1) this warranty does not extend to the use of the product contrary to label instructions or under conditions not reasonably foreseeable to or beyond the control of Seller or SYNGENTA, and, (2) Buyer and User assume the risk of any such use. **TO THE EXTENT PERMITTED BY APPLICABLE LAW, SYNGENTA MAKES NO WARRANTIES OF MERCHANTABILITY OR OF FITNESS FOR A PARTICULAR PURPOSE NOR ANY OTHER EXPRESS OR IMPLIED WARRANTY EXCEPT AS WARRANTED BY THIS LABEL.**

To the extent permitted by applicable law, in no event shall SYNGENTA be liable for any incidental, consequential or special damages resulting from the use or handling of this product. **TO THE EXTENT PERMITTED BY APPLICABLE LAW, THE EXCLUSIVE REMEDY OF THE USER OR BUYER, AND THE EXCLUSIVE LIABILITY OF SYNGENTA AND SELLER FOR ANY AND ALL CLAIMS, LOSSES, INJURIES OR DAMAGES (INCLUDING CLAIMS BASED ON BREACH OF WARRANTY, CONTRACT, NEGLIGENCE, TORT, STRICT LIABILITY OR OTHERWISE) RESULTING FROM THE USE OR HANDLING OF THIS PRODUCT, SHALL BE THE RETURN OF THE PURCHASE PRICE OF THE PRODUCT OR, AT THE ELECTION OF SYNGENTA OR SELLER, THE REPLACEMENT OF THE PRODUCT.**

SYNGENTA and Seller offer this product, and Buyer and User accept it, subject to the foregoing Conditions of Sale and Limitations of Warranty and Liability, which may not be modified except by written agreement signed by a duly authorized representative of SYNGENTA.

## **DIRECTIONS FOR USE RESTRICTED USE PESTICIDE**

It is a violation of Federal law to use this product in a manner inconsistent with its labeling.

Do not apply this product in a way that will contact workers or other persons, either directly or through drift. Only protected handlers may be in the area during application. For any requirements specific to your State or Tribe, consult the agency responsible for pesticide regulation.

**DO NOT USE AROUND HOME GARDENS, SCHOOLS, RECREATIONAL PARKS, GOLF COURSES OR PLAYGROUNDS.**

### **AGRICULTURAL USE REQUIREMENTS**

Use this product only in accordance with its labeling and with the Worker Protection Standard, 40 CFR part 170. This Standard contains requirements for the protection of agricultural workers on farms, forests, nurseries, and greenhouses, and handlers of agricultural pesticides. It contains requirements for training, decontamination, notification, and emergency assistance. It also contains specific instructions and exceptions pertaining to the statements on this label about personal protective equipment (PPE) and restricted-entry interval. The requirements in this box only apply to uses of this product that are covered by the Worker Protection Standard.

**For Chemical Fallow, Early Postemergence Broadcast in Peanuts and Dormant Season Applications, and "Between Cutting" Applications in Alfalfa:** Do not enter or allow worker entry into treated areas during the restricted entry interval (REI) of 12 hours.

**For Harvest Aid and Desiccation Applications, Preplant or Preemergence (Broadcast or Banded), and Postemergence Directed Spray:** Do not enter or allow worker entry into treated areas during the restricted-entry interval (REI) of 24 hours.

PPE required for early entry to treated areas that is permitted under the Worker Protection Standard and that involves contact with anything that has been treated, such as plants, soil, or water, is:

- Coveralls
- Shoes plus socks
- Protective eyewear
- Chemical Resistant Gloves - Category A (e.g. barrier laminate, butyl rubber, nitrile rubber, neoprene rubber, natural rubber, polyethylene, polyvinyl chloride (PVC) or Viton).



**NON-AGRICULTURAL USE REQUIREMENTS**

The requirements in this box apply to uses of this product that are NOT within the scope of the Worker Protection Standard for agricultural pesticides (40 CFR Part 170). The WPS applies when this product is used to produce agricultural plants on farms, forests, nurseries, or greenhouses.

**DO NOT** enter or allow others to enter the treated area until sprays have dried.  
**AVOID** working in spray mist.

**KEEP** all unprotected persons out of operating areas or vicinity where there may be danger of drift.

Certain states may require more restrictive reentry intervals; consult your State Department of Agriculture for further information.

---

**USE INSTRUCTIONS AND INFORMATION**

---

**Do not apply this product through any type of irrigation system.**

When Gramoxone Inteon is applied at less than 10 gallons per acre finished spray volume, a drift control or spray deposition additive **SHOULD** be used. Refer to the additive label for use directions.

**Spray Drift Information**

Avoiding spray drift at the application site is the responsibility of the applicator. The interaction of many equipment-and-weather-related factors determine the potential for spray drift. The applicator and the grower are responsible for considering all these factors when making decisions.

The following drift management requirements must be followed to avoid off-target drift movement from aerial applications to agricultural field crops. These requirements do not apply to forestry applications, public health uses or to applications using dry formulations.

- The distance of the outer most nozzles on the boom must not exceed  $\frac{3}{4}$  the length of the wingspan or rotor.
- Nozzles must always point backward parallel with the air stream and never be pointed downwards more than 45°.

Where states have more stringent regulations, they shall be observed.

The applicator should be familiar with and take into account the information covered in the **Aerial Drift Reduction Advisory Information**.

### **Aerial Drift Reduction Advisory Information**

(This section is advisory in nature and does not supersede the mandatory label requirements.)

#### **Information on Droplet Size**

The most effective way to reduce drift potential is to apply large droplets. The best drift management strategy is to apply the largest droplets that provide sufficient coverage and control. Applying larger droplets reduces drift potential, but will not prevent drift if applications are made improperly, or under unfavorable environmental conditions (see Wind, Temperature and Humidity, and Temperature Inversions).

#### **Controlling Droplet Size**

- **Volume** - Use high flow rate nozzles to apply the highest practical spray volume. Nozzles with higher rated flows produce larger droplets.
- **Pressure** - Do not exceed the nozzle manufacturer's recommended pressures. For many nozzle types lower pressure produces larger droplets. When higher flow rates are needed, use higher flow rate nozzles instead of increasing pressure.
- **Number of Nozzles** - Use the minimum number of nozzles that provide uniform coverage.
- **Nozzle Orientation** - Orienting nozzles so that the spray is released parallel to the airstream produces larger droplets than other orientations and is the recommended practice. Significant deflection from horizontal will reduce droplet size and increase drift potential.
- **Nozzle Type** - Use a nozzle type that is designed for the intended application. With most nozzle types, narrower spray angles produce larger droplets. Consider using low-drift nozzles. Solid stream nozzles oriented straight back produce the largest droplets and the lowest drift.

#### **Boom Length**

For some use patterns, reducing the effective boom length to less than  $\frac{3}{4}$  of the wingspan or rotor length may further reduce drift without reducing swath width.

## **Application Height**

Applications must not be made at a height greater than 10 feet above the top of the largest plants unless a greater height is required for aircraft safety. Making application at the lowest height that is safe reduces exposure of droplets to evaporation and wind.

## **Swath Adjustment**

When applications are made with a crosswind, the swath will be displaced downwind. Therefore, on the up and downwind edges of the field, the applicator must compensate for this displacement by adjusting the path of the aircraft upwind. Swath adjustment distance should increase, with increasing drift potential (higher wind, smaller drops, etc.).

## **Wind**

Drift potential is lowest between wind speeds of 2-10 mph. However, many factors, including droplet size and equipment type determine drift potential at any given speed. Application must be avoided below 2 mph due to variable wind direction and high inversion potential. NOTE: Local terrain can influence wind patterns. Every applicator should be familiar with local wind patterns and how they affect spray drift.

## **Temperature and Humidity**

When making applications in low relative humidity, set up equipment to produce larger droplets to compensate for evaporation. Droplet evaporation is most severe when conditions are both hot and dry.

## **Temperature Inversions**

Applications must not occur during a temperature inversion because drift potential is high. Temperature inversions restrict vertical air mixing, which causes small suspended droplets to remain in a concentrated cloud. This cloud can move in unpredictable directions due to the light variable winds common during inversions. Temperature inversions are characterized by increasing temperatures with altitude and are common on nights with limited cloud cover and light to no wind. They begin to form as the sun sets and often continue into the morning. Their presence can be indicated by ground fog; however, if fog is not present, inversions can also be identified by the movement of smoke from a ground source or an aircraft smoke generator. Smoke that layers and moves laterally in a concentrated cloud (under low wind conditions) indicates an inversion, while smoke that move upward and rapidly dissipates indicates good vertical air mixing.

**Sensitive Areas**

The pesticide must only be applied when the potential for drift to adjacent sensitive areas (e.g. residential areas, bodies of water, known habitat for threatened or endangered species, non-target crops) is minimal (e.g., when wind is blowing away from the sensitive areas).

---

**USE INFORMATION**

---

Gramoxone Inteon is a contact herbicide used to control or suppress a broad spectrum of emerged weeds. Gramoxone Inteon controls most small annual weeds – both broadleaves and grasses, and suppresses perennial weeds by destroying green foliage. Gramoxone Inteon can also be used as a desiccant/defoliant at harvest.

Gramoxone Inteon is formulated as a liquid which contains 2 pounds of active ingredient per gallon. The formulation contains a nontoxic odor and an emetic (an agent which will induce vomiting if the product is swallowed). The odor is included in the formulation to help prevent accidental ingestion of Gramoxone Inteon.

Gramoxone Inteon is rapidly absorbed by green plant tissue and interacts with the photosynthetic process to produce superoxides which destroy the plant cells. Gramoxone Inteon requires actively growing green plant tissue to function. Thorough coverage of all green foliage is essential for effective weed control and for effective crop desiccation/defoliation. Gramoxone Inteon is not as effective on drought-stressed weeds, weeds with little green foliage (i.e., mowed or cut weeds), or mature woody bark of trees and vines.

Clay and organic matter rapidly tie up Gramoxone Inteon. As a result, Gramoxone Inteon has no residual soil activity to affect later-planted crops or later germinating weeds.

**ROTATIONAL CROPS**

All rotational crops may be planted immediately after the last application of Gramoxone Inteon.

**RAINFASTNESS**

Because Gramoxone Inteon is rapidly absorbed by the weed foliage, rain occurring 15-30 minutes or more after application will have no effect on the activity of Gramoxone Inteon.



## APPLICATION

Since Gramoxone Inteon is a contact-type herbicide, it is essential to obtain complete coverage of target weeds to get good control. Improper application technique and/or application to large, stressed, or mown weeds will usually result in unacceptable weed control and unacceptable crop desiccation/defoliation. Complete coverage is also essential for good crop desiccation/defoliation. See details below for specific application instructions.

### USE OF A NONIONIC SURFACTANT OR CROP OIL CONCENTRATE

**Always add one of the following (failure to use one of the following at recommended rates will result in reduced performance of Gramoxone Inteon).**

**Nonionic Surfactant:** Add nonionic surfactant containing 75% or more surface-active agent at a minimum of 0.125% v/v (1 pt./100 gals.), **or** add a nonionic surfactant containing 50-74% surface-active agent at a minimum of 0.25% v/v (2 pts./100 gals.), of the finished spray volume for ground applications. For aerial applications, add a nonionic surfactant at 0.25% v/v (2 pts./100 gals.) of the finished spray volume.

**Crop Oil Concentrate:** Add a nonphytotoxic crop oil concentrate or methylated seed oil containing 15-20% approved emulsifier, at 1.0% v/v (1 gal./100 gals.) of the finished spray volume for ground applications. For aerial applications, add 1 pint of crop oil concentrate per acre. Do not use crop oil concentrate when using Gramoxone Inteon for cotton harvest aid.

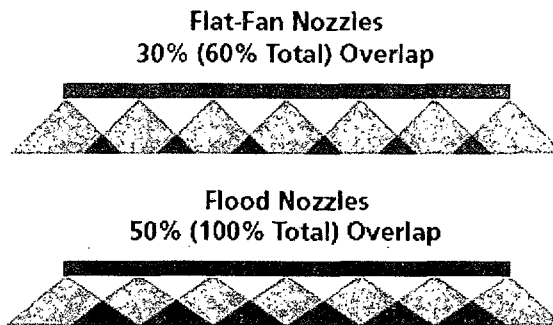
### NOZZLE SELECTION

The use of flat-fan nozzles will result in the most effective application of Gramoxone Inteon. Flood nozzles are generally not as good as flat fans since they produce large uneven droplets. The use of flood nozzles may result in reduced weed control due to inadequate coverage.

WHEN SPRAYING LESS THAN 20 GALLONS OF SPRAY CARRIER PER ACRE, USE ONLY FLAT FAN NOZZLES AS RECOMMENDED IN THE CHART BELOW.

**Table 1. Nozzles, Pressures and Setup.**

	Nozzle Type	
	Flat Fan	Flood
Maximum Size	8	15
Spray Pressure (at nozzle)	30-50 psi	30-50 psi
Maximum Nozzle Spacing	30"	40"
Direction of Spray Pattern	Down	Down
Maximum Speed	10 mph	10 mph
Spray Overlap (at each edge)	30%	50%



Using nozzles, pressures, or setups different from the above chart will result in reduced control.

### SPRAY CARRIER

Always use clean water (free of mud or clay), clear liquid nitrogen, or complete clear liquid fertilizers as the carrier when spraying Gramoxone Inteon. Muddy water, or suspension-type fertilizers containing clay, can inactivate Gramoxone Inteon. Never use suspension-type fertilizers containing clay as the spray carrier. If using a complete clear liquid fertilizer containing high phosphate levels as the spray carrier, always use the higher rate of Gramoxone Inteon and surfactant.

Note: When using liquid fertilizers such as 28% N as a spray carrier, it is important that nonionic surfactant still be used with Gramoxone Inteon. Liquid fertilizer carriers cannot substitute for surfactant.

### RATES OF GRAMOXONE INTEON

Follow rates listed with each use of Gramoxone Inteon. Use the higher label rates when weeds are dense or large. Also, use higher label rates for harvest aid when crop vegetation is dense. For broadcast applications of Gramoxone Inteon with backpack

sprayers, the application rate must not exceed 0.50 lbs. a.i./A (one quart) in a minimum of 30 gallons of spray solution per acre.

### SPRAY VOLUME

Follow minimum spray volumes listed with each use of Gramoxone Inteon. These are **minimum** volumes only, and spray volumes should be increased as necessary to obtain complete coverage of the target weed or plant without runoff from the foliage.

WHEN SPRAYING LESS THAN 20 GALLONS OF SPRAY CARRIER PER ACRE, TARGET WEEDS SHOULD NOT EXCEED 6 INCHES IN HEIGHT.

### APPLICATION TIMING

**Gramoxone Inteon should be applied to emerged weeds when they are small. Weeds 1-6 inches in height are the easiest to control.** Larger weeds may be more difficult to control. When weeds have been grazed or mowed, thus removing much of the green foliage, allow the weeds to regrow to a height of 2-4 inches before spraying if possible. Similarly, when forage or grain crops have been harvested prior to spraying, weeds present in the field will also have been cut. To allow for adequate green foliage to remain on weeds in this situation, raise cutter bars as high as possible from the ground to cut stubble and weeds at a greater height.

### BURNDOWN OF GRASS COVER CROPS OR VOLUNTEER CEREALS

When using Gramoxone Inteon for control of grass cover crops or volunteer cereals, best results are obtained when Gramoxone Inteon is applied **prior to tillering** or **after boot stage**. This is especially important with a wheat cover crop or volunteer wheat. Treatments made between tillering and boot stage will generally not provide complete control. Do not expect complete control of perennial cover crops.

### ENVIRONMENTAL CONDITIONS

Gramoxone Inteon is active over a wide range of environmental conditions. Cool weather (below 55°) will slow the activity of Gramoxone Inteon, as will cloudy, overcast weather, but will not affect performance.

### SPOT SPRAYING

When only small areas are to be sprayed with labeled applications, it is advantageous to mix small quantities of Gramoxone Inteon. To aid in mixing small quantities, the following table should be consulted.

If The Broadcast Rate Per Acre for Gramoxone Inteon is:	Add The Following Amount of Gramoxone Inteon To 1 Gallon of Water
1 1/2 pts.	1/3 fl. oz.
2 pts.	3/8 fl. oz.
2 1/2 pts.	1/2 fl. oz.
3 pts.	2/3 fl. oz.

Always add 1/3-1/2 fl. oz. of a nonionic surfactant for each gallon of spray. When spot spraying in this manner, spray to thoroughly wet the foliage, but not to the point of runoff.

## TANK MIXING FOR IMPROVED BURNDOWN OF DIFFICULT WEEDS AND RESIDUAL WEED CONTROL

### Photosynthetic Inhibitor Herbicides

Difficult weeds can often be controlled by tank mixing Gramoxone Inteon with other herbicides. The addition of herbicides which are also photosynthetic inhibitors (PSI) will slow the activity of Gramoxone Inteon, allowing Gramoxone Inteon to thoroughly distribute itself within the treated leaf. The resulting level of control is usually greater than if Gramoxone Inteon was applied alone.

Gramoxone Inteon may be applied in tank mixture with the following PSI herbicides:

AAtrex® Herbicide	Cotoran® Herbicide
Atrazine	Lorox® Herbicides
Bicep Magnum®	Lorox Plus® Herbicide
Bicep II Magnum® Herbicide	Princep® Herbicide
Bicep Lite II Magnum® Herbicide	Sencor® Herbicide
Boundary® 6.5EC Herbicide	Sinbar® Herbicide
Canopy® Herbicide	Spike® Herbicide
Caparol® 4L Herbicide	

Refer to respective product label(s) for rates of application, directions for use, limitations, cautions and for a list of weeds controlled.

### Improved Weed Control With PSIs

Control of difficult weeds listed below and annual grass control will be enhanced by the addition of a PSI herbicide. For best results a second application is needed.



Barnyardgrass	Horseweed (Marestail)
Broadleaf signalgrass	Morningglory
Cheatgrass	Pennsylvania Smartweed
Cocklebur	Perennial Weeds (suppression only)
Fall Panicum	Prickly lettuce
Giant Ragweed	Sedges
Knotweed	Tansymustard
Kochia	Velvetleaf
Lambsquarters	Volunteer wheat
Malva (Cheeseweed)	Spiderwort

### Improved Control of Perennial and Annual Broadleaf Weeds

When perennial broadleaf weeds such as Canada thistle, bindweed, dandelion, etc. or difficult to control annual broadleaf weeds such as giant ragweed or morningglory are present, tank mixes with 2,4-D ester (Low Volatile), 2,4-DB, Clarity®, Banvel®, or Flexstar® where labeled, will help improve control. Tank mixing the amine formulation of 2,4-D with Gramoxone Inteon may result in reduced grass control.

### Order of Tank Mixing

In general, Gramoxone Inteon tank mixes with other products should be mixed as follows:

1. Fill spray tank  $\frac{1}{2}$  full with clean water or other approved carriers such as clear liquid fertilizer.
2. Begin tank agitation and continue throughout mixing and spraying.
3. Add dry formulations (WP, DF, etc.) to tank.
4. Add liquid formulations (SC, EC, L, etc.) to tank.
5. Add Gramoxone Inteon to tank.
6. Add nonionic surfactant to tank.
7. Fill remainder of spray tank.

Always refer to labels of other pesticide products for mixing directions and precautions which may differ from those outlined here.

Since many of the herbicides listed on this label are available in several types of formulations, it is advisable to perform a jar test to check physical compatibility.

---

## PRECAUTIONS AND RESTRICTIONS

---

### EQUIPMENT/CONTAINER

Flush all spray equipment with water after use each day. Gramoxone Inteon is corrosive to aluminum. Aluminum spray equipment and aluminum aircraft structures

that are exposed to spray solution or spray drift should be flushed thoroughly with water immediately after use.

In dry areas, dust stirred up by high winds or equipment tires can coat weed or plant leaves and reduce Gramoxone Inteon activity. Avoid applying Gramoxone Inteon in extremely dusty conditions.

### **LIMITATIONS AND PRECAUTIONS**

- For Cotton Harvest Aid: Do not pasture livestock in treated fields or feed treated foliage.
- **DO NOT** use around home gardens, schools, recreational parks, or playgrounds.
- In preplant and preemergence (to the crop) uses, do not apply to soils lacking clay minerals, i.e., peat, muck, pure sand, artificial planting media.
- Seedbeds and plantbeds should be formed as far ahead of planting and treatment as possible to permit maximum weed and grass emergence prior to treatment.
- To reduce germination of new weeds, seeding or transplanting should be done with a minimum amount of soil disturbance.
- Gramoxone Inteon used for preplant weed control over the top of plastic mulch may damage transplants which come in contact with the plastic. Sufficient rainfall or sprinkler irrigation to cause wash-off prior to planting may be needed to prevent damage to the crop.
- Weeds and grasses emerging after application of Gramoxone Inteon will not be controlled or suppressed.
- Unless otherwise indicated, crop plants emerged at time of application may be severely injured or killed if contacted by sprays of Gramoxone Inteon.

---

### **APPLICATION INSTRUCTIONS AND CROP USE DIRECTIONS**

---

The following tables indicate use patterns, rates, minimum spray volumes, preharvest intervals and other precautions, restrictions and comments specific to each crop. Read and follow directions carefully.



Crop	Maximum Number of Applications Per Year	Use Pattern	Gramoxone Inteon Rate Per Acre	Minimum Total Spray Per Acre	Grazing or Preharvest Interval (Days)	Precautions, Restrictions and Comments
<b>ALFALFA</b> New seedlings (California only)	1	Broadcast	1.0-2.0 pts. See Table 2.	Ground: 10 gals. Air: 5 gals.	70	<ul style="list-style-type: none"> <li>• Apply during late winter or early spring.</li> <li>• Do not cut or harvest within 70 days after application.</li> <li>• Do not apply more than once during the first growing season.</li> <li>• Caution: Seedling alfalfa stands will be reduced and replanting may be necessary.</li> <li>• Not intended for seedling alfalfa grown for seed.</li> <li>• Alfalfa foliage present at time of application will be burned.</li> </ul>
<b>ALFALFA</b> (No-till or conventional planting)	2	Preplant or Preemergence Broadcast or Banded Over-Row	2.5-4.0 pts.	Ground: 10 gals. Air: 5 gals.	-	<ul style="list-style-type: none"> <li>• Apply prior to emergence of the crop.</li> <li>• Crop plants emerged at time of application will be killed.</li> <li>• Seeding should be done with a minimum amount of soil disturbance.</li> </ul>
<b>ALFALFA</b> Dormant season on established plantings Region A - See map at end of Alfalfa section.	1	Broadcast	2.0-3.0 pts.	Ground: 10 gals. Air: 5 gals.	42	<ul style="list-style-type: none"> <li>• For control of weeds, including bluegrass, chickweed, henbit, downy brome, ryegrass, cheatgrass, dogfennel, tansymustard, london rocket, sowthistle, rescue brome, wild oats, and other winter annuals; and suppression of perennial weeds.</li> <li>• Do not apply if <b>fall regrowth</b> following last fall cutting is greater than 6", or if <b>spring regrowth</b> is more than 2".</li> <li>• Apply to well-established stands (at least 1-year old) after the crop is dormant.</li> <li>• Alfalfa foliage present at the time of application will be burned which may reduce the yield of the first cutting.</li> <li>• Do not cut or harvest within 42 days of application.</li> <li>• Do not apply more than once per season.</li> <li>• Tank mix with metribuzin (Sencor) for improved burndown of weed vegetation and residual weed control. Consult the metribuzin product label for a list of weeds controlled, rates of application, and precautions.</li> </ul>



Crop	Maximum Number of Applications Per Year	Use Pattern	Gramoxone Inteon Rate Per Acre	Minimum Total Spray Per Acre	Grazing or Preharvest Interval (Days)	Precautions, Restrictions and Comments
<b>ALFALFA</b>  Dormant season tank mix with Velpar® L herbicide Region A - See map at end of alfalfa section.	2	Broadcast	1.0-2.0 pts.	Ground: 10 gals. Air: 10 gals.	42	<ul style="list-style-type: none"> <li>For control of weeds such as chickweed, downy brome and tansymustard.</li> <li>Use the 1.0 pt. rate of Gramoxone Inteon when weeds and grasses are less than 4" tall.</li> <li>Mix with 1-2 qts. of Velpar L per acre.</li> <li>Use the lower rate of Velpar L on loamy sands or sandy loams. Refer to Velpar L label for directions, limitations, cautions and for a list of weeds controlled.</li> <li>Apply once to established alfalfa stands during the dormant season.</li> <li>Do not apply if <b>fall regrowth</b> following last fall cutting is greater than 6", or if <b>spring regrowth</b> is more than 2".</li> <li>Do not apply to alfalfa during the first season after seeding.</li> <li>Temporary chlorosis may occur on alfalfa regrowth.</li> <li>Stress which may be caused in part by low fertility, disease, insects, winterkill, over cutting, drought or frost may increase the chances of crop injury.</li> <li><b>DO NOT USE</b> on gravelly or rocky soils, exposed subsoils, hardpan, sand or poorly drained alkaline soils as crop injury, including mortality, may result.</li> <li>Do not cut or harvest within 42 days of application.</li> </ul>

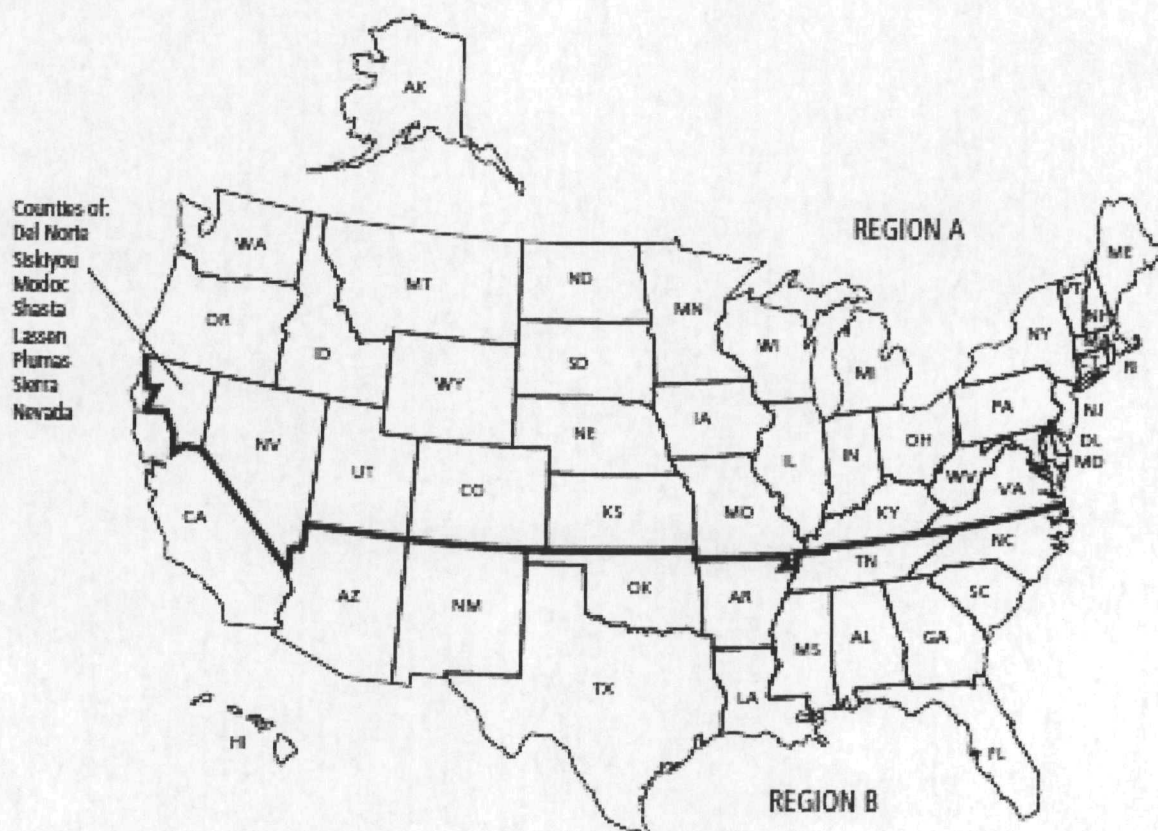


Crop	Maximum Number of Applications Per Year	Use Pattern	Gramoxone Inteon Rate Per Acre	Minimum Total Spray Per Acre	Grazing or Preharvest Interval (Days)	Precautions, Restrictions and Comments
<b>ALFALFA</b>						
Dormant Season						
On established plantings: Region B-See map at end of Alfalfa section.	1	Broadcast	1.0-2.0 pts.	Ground: 10 gals. Air: 5 gals.	60	<ul style="list-style-type: none"> <li>For desiccation of weeds, including London rocket, sowthistle, rescue brome, wild oats, chickweed, ryegrass, bluegrass, cheatgrass, dogfennel, tansymustard, henbit, downy brome, and other winter annuals; and suppression of perennial weeds.</li> <li>Apply during late fall or winter months after the last fall cutting and before first spring cutting.</li> <li>In the California counties of Orange, Riverside and all counties north of these counties, do not apply if <b>spring regrowth</b> after grazing or cutting is more than 2". In all other areas within Region B, do not apply if <b>regrowth</b> after grazing or cutting is more than 2".</li> <li>Do not harvest within 60 days of application.</li> <li>CAUTION: Applications to alfalfa that is not dormant, or has broken dormancy, may result in stand and/or yield reductions. Replanting may be necessary. Green alfalfa foliage present at the time of application will be burned.</li> <li>Total hay yield of first cutting may be reduced in alfalfa fields with severe weed infestation. This reduction will usually be directly proportionate to the loss of weed weight.</li> <li>Do not apply more than once per season.</li> <li>Tank mix with metribuzin (Sencor) for improved burndown of weed vegetation and residual weed control in <b>dormant established</b> (at least 1-year old) alfalfa. Consult the metribuzin product label for a list of weeds controlled, rates of application, and precautions.</li> <li>Do not apply tank mix with metribuzin on newly established (less than 1-year old) alfalfa.</li> </ul>
On fall-seeded, newly established stands less than 1-year-old: Region A- See map at end of Alfalfa section.	1	Broadcast	1.0-2.0 pts.	Ground: 10 gals. Air: 5 gals.	60	
On fall-seeded, newly established stands less than 1- year-old: Region B- See map at end of Alfalfa section.	1	Broadcast	0.75-1.25 pts.	Ground: 10 gals. Air: 5 gals.	60	
						<b>California</b> <ul style="list-style-type: none"> <li>For desiccation of weeds including bluegrass, ryegrass, shepherdspurse, chickweed, tansymustard, foxtail, sowthistle and groundsel.</li> <li>Use high rate if ryegrass, shepherdspurse, sowthistle or groundsel is present.</li> </ul>

-21-

Crop	Maximum Number of Applications Per Year	Use Pattern	Gramoxone Inteon Rate Per Acre	Minimum Total Spray Per Acre	Grazing or Preharvest Interval (Days)	Precautions, Restrictions and Comments
<b>ALFALFA</b>  Between-cuttings treatment in established plantings. (Includes first year alfalfa) (All states East of the Rocky Mountains)	3	Broadcast	1.0 pt.	Ground: 10 gals.	30	<ul style="list-style-type: none"> <li>Weeds much beyond the seedling stage and the stubble of weeds cut off during harvest will be less affected by this treatment.</li> <li>Apply immediately after alfalfa has been removed for hay or silage.</li> <li>Do not treat more than 5 days after cutting.</li> <li>CAUTION: First year alfalfa stands and yields may be reduced if alfalfa is allowed to regrow more than 2".</li> <li>Alfalfa foliage present at time of application will be burned.</li> <li>In arid areas where moisture is limited, weed control may be reduced.</li> <li>Do not cut or harvest within 30 days of application.</li> <li>Make 1-3 applications, as needed, during the growing season. These sprays may be applied in addition to a dormant application.</li> <li>For first year alfalfa, do not apply more than twice during the first growing season.</li> </ul>

-22-



Crop	Maximum Number of Applications Per Year	Use Pattern	Gramoxone Inteon Rate Per Acre	Minimum Total Spray Per Acre	Grazing or Preharvest Interval (Days)	Precautions, Restrictions and Comments
ALMONDS	5	Directed Spray	1.25-4.0 pts.	Ground: 10 gals.	-	<ul style="list-style-type: none"> <li>Do not allow spray to contact green stems (except suckers) or foliage.</li> <li>Use a shield or wrap plant when spraying around young trees or vines.</li> <li>Do not graze treated areas.</li> <li>Do not feed cover crops grown in treated areas to livestock.</li> <li>All applications must be made prior to shaking for harvest.</li> <li>For mature woody weeds, perennial weeds, late germinating weeds and green suckers, retreatment or spot treatments may be necessary.</li> </ul>
ARTICHOKE (Globe)	3	Directed Spray	2.5-4.0 pts.	Ground: 20-100 gals.	1	<ul style="list-style-type: none"> <li>Up to 3 applications per season, do not exceed 8 pts. per season.</li> <li>Applications at least 7 days apart.</li> <li>Do not harvest within 24 hours of last application.</li> </ul>
ASPARAGUS	3	Preplant or Preemergence Broadcast or Banded Over-Row	2.5-4.0 pts.	Ground: 10 gals. Air: 5 gals.	-	<ul style="list-style-type: none"> <li>Apply prior to emergence of the crop.</li> <li>Crop plants emerged at time of application will be killed.</li> </ul>
ASPARAGUS Preemergence to established plantings at least 2 years old	3	Broadcast or Banded Over-Row	2.5-4.0 pts.	Ground: 10 gals.	6	<ul style="list-style-type: none"> <li>Apply prior to emergence of crop or after last harvest.</li> <li>Crop plants emerged at time of planting will be killed.</li> </ul>



250494

Crop	Maximum Number of Applications Per Year	Use Pattern	Gramoxone Inteon Rate Per Acre	Minimum Total Spray Per Acre	Grazing or Preharvest Interval (Days)	Precautions, Restrictions and Comments
<b>BEANS, DRY</b>	2	Harvest-Aid	1.2-2.0 pts.	Ground: 20 gals. Air: 5 gals.	7	<ul style="list-style-type: none"> <li>Add spreader (nonionic) at 1 qt./100 gals. of spray mix.</li> <li>For vining type beans or bush type with lush growth, use a single application of the higher rate.</li> <li>May also be applied as a split application. <b>DO NOT</b> make more than 2 applications or exceed a total of 2.0 pts./A. The split application may improve vine coverage.</li> <li>Apply when the crop is mature and at least 80% of the pods are yellowing and mostly ripe with no more than 40% (bush type peas or beans) or 30% (vine type peas or beans) of the leaves still green in color.</li> <li><b>DO NOT</b> apply when weather conditions favor spray drift. A drift control agent may be included to reduce spray drift.</li> <li><b>NOT REGISTERED FOR USE ON DRY BEANS OR DRY PEAS IN CALIFORNIA.</b></li> </ul>
Sweet lupin						
White sweet lupin						
White lupin						
Grain lupin						
Adzuki beans						
Asparagus beans						
Black beans						
Broad beans						
Field beans						
Garbanzo beans						
Kidney beans						
Lablab beans						
Lima beans						
Moth beans						
Mung beans						
Navy beans						
Pinto beans						
Rice beans						
Snap beans						
Tepary beans						
Urd beans						
Wax beans						
Blackeyed peas						
Chickpeas						
Cowpeas						
Crowder peas						
Southern peas						
Catjang						
Guar						
<b>PEAS, DRY</b>						



Crop	Maximum Number of Applications Per Year	Use Pattern	Gramoxone Inteon Rate Per Acre	Minimum Total Spray Per Acre	Grazing or Preharvest Interval (Days)	Precautions, Restrictions and Comments
<b>BERRIES</b> Blackberries Blueberries Boysenberries Currant Elderberry Gooseberry Huckleberry Loganberry Raspberries	5	Postemergence Directed Spray	2.0-4.0 pts.	Ground: 50 gals.	-	<ul style="list-style-type: none"> <li>• Apply before emergence of new canes or shoots as injury to those canes or shoots can occur.</li> <li>• Apply as a coarse spray to avoid crop injury from fine spray mist.</li> </ul>
<b>CACAO</b>	5	Directed Spray	2.0-4.0 pts.	Ground: 50-200 gals.	1	<ul style="list-style-type: none"> <li>• Apply when weeds are succulent and growth is from 1-6".</li> <li>• For mature woody weeds, late-germinating weeds and grasses and for perennials; retreatment or spot treatment may be necessary.</li> <li>• Do not allow spray to contact cacao plants as injury may result. Use a shield for young trees.</li> <li>• Do not spray under windy conditions.</li> <li>• Do not graze treated areas or feed treated cover crops to livestock.</li> </ul>
<b>CASSAVAS &amp; YAMS</b> (Puerto Rico only)	3 2	Shielded Post Directed Spray	2.0 pts.	Ground: 50 gals.	90	<ul style="list-style-type: none"> <li>• Apply when weeds are succulent and growth is 1-6".</li> <li>• On cassavas, do not make more than 3 applications per crop season.</li> <li>• On yams do not make more than 2 applications per crop season.</li> <li>• Do not allow spray to contact cassavas or yam plants as injury may result.</li> <li>• Do not spray under windy conditions.</li> <li>• Do not graze treated areas or feed treated forage to livestock.</li> </ul>



Crop	Maximum Number of Applications Per Year	Use Pattern	Gramoxone Inteon Rate Per Acre	Minimum Total Spray Per Acre	Grazing or Preharvest Interval (Days)	Precautions, Restrictions and Comments
CHEMICAL FALLOW Use Information				Ground: 5 gals. Air: 5 gals.  See Precautions, Restrictions and Comments		<ul style="list-style-type: none"> <li>• Use higher spray volumes for better coverage as density of stubble, crop residue or weeds increase.</li> <li>• To control volunteer wheat or downy brome, fall-applied treatments generally work best with Gramoxone Inteon. If possible, tank mix with Atrazine for maximum burndown and residual control.</li> <li>• Apply from immediately after harvest up to emergence of the newly seeded crop as a broadcast or band treatment.</li> <li>• Cut wheat as high as possible to avoid cutting weeds too short, and allow the weeds to grow at least 2-3" after harvest before applying Gramoxone Inteon.</li> <li>• The addition of dicamba, (Banvel) or 2,4-D ester (Low Volatile) may aid in the suppression of emerged perennial broadleaf weeds and large annual broadleaf weeds.</li> <li>• Refer to 2,4-D ester (Low Volatile), Banvel or residual herbicide label(s) for directions, limitations, cautions and for a listing of weeds controlled.</li> <li>• For extended weed control during the fallow period, tank mixes with registered residual herbicide combinations other than those listed on this label are permissible.</li> <li>• Weeds taller than 6" may not be controlled.</li> <li>• Weeds and grasses emerging after application will not be controlled.</li> <li>• Crop plants emerged at the time of application will be killed.</li> <li>• By ground application, apply 5-60 gallons of spray mix per acre. If applying at &lt;10 GPA by ground, utilize the following additional precautions:               <ul style="list-style-type: none"> <li>• Do not apply with floaters or exceed a speed of 10 mph.</li> <li>• Apply with flat fan nozzles only at 30-40 PSI.</li> <li>• Apply only in a tank mix with atrazine at a minimum of 0.5 lb. a.i./A.</li> </ul> </li> <li>• By air, apply in 5-10 gals. of spray mix per acre.</li> </ul>

Crop	Maximum Number of Applications Per Year	Use Pattern	Gramoxone Inteon Rate Per Acre	Minimum Total Spray Per Acre	Grazing or Preharvest Interval (Days)	Precautions, Restrictions and Comments
<b>CHEMICAL FALLOW</b>  Continuous Wheat 2-3 Month Recropping Interval	3	Broadcast	Weeds 1-3": 2.0-2.5 pts. Weeds 3-6": 2.5-3.0 pts. Weeds 6": 3-4.0 pts.	Ground: 5 gals. Air: 5 gals.	-	<ul style="list-style-type: none"> <li>Make application at least 45 days prior to seeding.</li> <li>Use at least 2.0 pts. of Gramoxone Inteon per acre with a PSI (see <b>Photosynthetic Inhibitor Herbicides</b> section) for volunteer wheat or downy brome control in the spring.</li> <li>Refer to the Chemical Fallow Use Information section.</li> </ul>
<b>CHEMICAL FALLOW</b>  Wheat-Fallow-Wheat Rotations (Fall applied after harvest; seeded 12-14 months later)	3	Broadcast	Weeds 1-3": 2.0-2.5 pts. Weeds 3-6": 2.5-3.0 pts. Weeds 6": 3-4.0 pts.	Ground: 5 gals. Air: 5 gals.	-	<ul style="list-style-type: none"> <li>Spray before weeds produce seed.</li> <li>Volunteer wheat and downy brome control are better with late August or early September applications.</li> <li>Tank mix with Atrazine Marksman® Herbicide, or Command® Herbicide for enhanced burndown and residual weed control.</li> <li>Tank mix with metribuzin, (Sencor 75DF) for burndown and residual control of grass and broadleaf weeds.</li> <li>Refer to the product labels for specific use rates for your soil type, use directions, cautions and a list of weeds controlled.</li> <li>Refer to the Chemical Fallow Use Information section.</li> </ul>



Crop	Maximum Number of Applications Per Year	Use Pattern	Gramoxone Inteon Rate Per Acre	Minimum Total Spray Per Acre	Grazing or Preharvest Interval (Days)	Precautions, Restrictions and Comments
<b>CHEMICAL FALLOW</b>  Wheat-Fallow-Wheat Rotations (Spring applied; seeded 3-5 months later)	3	Broadcast	Weeds 1-3": 2.0-2.5 pts. Weeds 3-6": 2.5-3.0 pts. Weeds 6": 3.0-4.0 pts.	Ground: 5 gals. Air: 5 gals.	-	<ul style="list-style-type: none"> <li>• Application should be made March 1 to April 15, prior to spring rains to conserve moisture.</li> <li>• Volunteer wheat is easier to control after the boot stage, but soil moisture loss will be greater.</li> <li>• Use at least 2.0 pts. of Gramoxone Inteon per acre with a PSI (see <b>Photosynthetic Inhibitor Herbicides</b> section) for volunteer wheat or downy brome control in the spring.</li> <li>• Refer to the Chemical Fallow Use Information section.</li> <li>• Tank mix with metribuzin, (Sencor ) for burndown and residual control of grass and broadleaf weeds.</li> <li>• Refer to the metribuzin, (Sencor ) label for use rates for your soil type, use directions, cautions, and weeds controlled.</li> </ul>
<b>CHEMICAL FALLOW</b>  Wheat-Annual Crop <sup>1</sup> -Wheat Rotations (Fall applied in wheat stubble)	3	Broadcast	Weeds 1-3": 2.0-2.5 pts. Weeds 3-6": 2.5-3.0 pts. Weeds 6": 3.0-4.0 pts.	Ground: 5 gals. Air: 5 gals.	-	<ul style="list-style-type: none"> <li>• Tank mix with AAtrex/Atrazine or Marksman for enhanced burndown and residual weed control. Refer to the labels for specific use rates for your soil type, use directions, cautions, and a list of weeds controlled.</li> <li>• Spray after wheat harvest and before weeds produce seed. If grasses such as foxtails or barnyardgrass recover, respray before they develop seed.</li> <li>• Volunteer wheat and downy brome are easier to control with late August to November applications.</li> <li>• Refer to the Chemical Fallow Use Information section.</li> </ul>



Crop	Maximum Number of Applications Per Year	Use Pattern	Gramoxone Inteon Rate Per Acre	Minimum Total Spray Per Acre	Grazing or Preharvest Interval (Days)	Precautions, Restrictions and Comments
<b>CHEMICAL FALLOW</b>  Wheat-Annual Crop-Wheat Rotations (Spring applied prior to planting an annual crop <sup>1</sup> )  <sup>1</sup> Approved Annual Crops are grain sorghum, corn, wheat, or proso millet.	3	Broadcast	Weeds 1-3": 2.0-2.5 pts. Weeds 3-6": 2.5-3.0 pts. Weeds 6": 3.0-4.0 pts.	Ground: 5 gals. Air: 5 gals.	-	<ul style="list-style-type: none"> <li>Tank mix with AAtrex/Atrazine for enhanced burndown and residual weed control. Refer to the labels for specific use rates for your soil type, use directions, cautions, and a list of weeds controlled.</li> <li>Use at least 2.0 pts. of Gramoxone Inteon per acre with a PSI (see <b>Photosynthetic Inhibitor Herbicides</b> section) for volunteer wheat or downy brome control in the spring.</li> <li>Follow the AAtrex/Atrazine instructions pertaining to soil pH and recropping intervals.</li> <li>Refer to the Chemical Fallow Use Information section.</li> </ul>

Crop	Maximum Number of Applications Per Year	Use Pattern	Gramoxone Inteon Rate Per Acre	Minimum Total Spray Per Acre	Grazing or Preharvest Interval (Days)	Precautions, Restrictions and Comments
<b>CLOVER AND OTHER LEGUMES<sup>1</sup></b> Dormant Season						
On established plantings: Region A- See map at end of Alfalfa section.	1	Broadcast	2.0-3.1 pts.	Ground: 10 gals. Air: 5 gals.	60	<ul style="list-style-type: none"> <li>For desiccation of weeds, including London rocket, sowthistle, rescue brome, wild oats, chickweed, ryegrass, bluegrass, cheatgrass, dogfennel, tansymustard, henbit, downy brome, and other winter annuals, and suppression of perennial weeds.</li> <li>Apply during late fall or winter months after the last fall cutting and before first spring cutting.</li> <li>Do not apply if <b>regrowth</b> after grazing or cutting is more than 2".</li> <li>Do not harvest within 60 days of application.</li> <li>CAUTION: Applications to clover or other legumes that is not dormant, or has broken dormancy, may result in stand and/or yield reductions. Replanting may be necessary. Green clover or other legumes foliage present at the time of application will be burned.</li> <li>Clover or other legumes foliage present at the time of application will be discolored and temporarily stunted.</li> <li>Total hay yield of first cutting may be reduced in clover or other legumes fields with severe weed infestation. This reduction will usually be directly proportionate to the loss of weed weight.</li> <li>Do not apply more than once per season.</li> </ul>
On established plantings: Region B-See map at end of Alfalfa section.	1	Broadcast	1.0-2.0 pts.	Ground: 10 gals. Air: 5 gals.	60	
On fall-seeded, newly established stands less than 1- year-old: Region A- See map at end of Alfalfa section.	1	Broadcast	1.0-2.0 pts.	Ground: 10 gals. Air: 5 gals.	60	
On fall-seeded, newly established stands less than 1-year-old: Region B- See map at end of Alfalfa section.	1	Broadcast	0.75-1.2 pts.	Ground: 10 gals. Air: 5 gals.	60	
<sup>1</sup> Other legumes include velvetbean, lespedeza, lupine, sainfoin, trefoil, vetch, crown vetch, and milk vetch.						<b>California</b> <ul style="list-style-type: none"> <li>For desiccation of weeds including bluegrass, ryegrass, shepherdspurse, chickweed, tansymustard, foxtail, sowthistle and groundsel.</li> <li>Use high rate if ryegrass, shepherdspurse, sowthistle or groundsel is present.</li> </ul>

Crop	Maximum Number of Applications Per Year	Use Pattern	Gramoxone Inteon Rate Per Acre	Minimum Total Spray Per Acre	Grazing or Preharvest Interval (Days)	Precautions, Restrictions and Comments
<b>CORN</b> <b>FIELD CORN</b> <b>POPCORN</b> <b>SWEET CORN</b> <b>SEED CORN</b> (Used alone)	3	Preplant or Preemergence (Broadcast or Banded Over Row)	Weeds 1-3": 2.0-2.5 pts. Weeds 3-6": 2.5-3.0 pts. Weeds 6": 3.0-4.0 pts.	Ground: 10 gals. Air: 5 gals.	-	<ul style="list-style-type: none"> <li>Includes field, fresh, sweet, forage, fodder and popcorn.</li> <li>Seedbeds should be formed as far ahead of planting and treatment as possible to permit maximum weed and grass emergence.</li> <li>Seeding should be done with a minimum amount of soil disturbance.</li> <li>Weeds and grasses emerging after application will not be controlled. Crop plants emerged at time of application will be killed.</li> </ul>
<b>CORN</b>  Tank Mixes for No-till/Reduced Till	3	Preplant or Preemergence (Broadcast or Banded Over Row)	Weeds 1-3": 2.0-2.5 pts. Weeds 3-6": 2.5-3.0 pts. Weeds 6": 3.0-4.0 pts.	Ground: 10 gals. Air: 5 gals.*  *Refer to respective product labels to determine if these products can be applied by air.	-	<ul style="list-style-type: none"> <li>Apply as a broadcast spray before, during or after planting, but before crop emergence.</li> <li>For improved burndown or residual control, Gramoxone Inteon may be tank mixed with the following herbicides: 2,4-D Ester (Low Volatile), 2,4-D Amine, AAtrex/Atrazine, Balance®, Banvel, Bicep Magnum, Bicep II Magnum, Bicep Lite II Magnum, Callisto®, Clarity, Degree™, Degree Xtra™, Distinct®, Dual Magnum®, Fulltime™, Frontier®, Guardsman®, Harmony® Extra Herbicide (Preplant Only), Harness®, Harness® Xtra, Lorox, Lumax®, Lexar®, Princep, Prowl®.</li> <li>Gramoxone Inteon may also be tank mixed with Warrior®, Karate®, Ambush® Insecticide.</li> <li>Refer to respective product label(s) for rates of application, directions for use, limitations, cautions, and for a list of weeds or insects controlled.</li> </ul>



Crop	Maximum Number of Applications Per Year	Use Pattern	Gramoxone Inteon Rate Per Acre	Minimum Total Spray Per Acre	Grazing or Preharvest Interval (Days)	Precautions, Restrictions and Comments
FIELD CORN POPCORN SWEET CORN SEED CORN	3	Postemergence Directed Spray (Including Hooded or Shielded)	1.0-2.0 pts.	Ground: 10 gals.	-	<ul style="list-style-type: none"> <li>• Apply when weeds are actively growing.</li> <li>• Use higher specified rate on larger or hard to control weeds. Weeds 6" or taller may not be controlled.</li> <li>• Severe damage and/or complete kill can occur if spray contacts corn plants.</li> </ul> <b>HOODED OR SHIELDED SPRAYERS</b> <ul style="list-style-type: none"> <li>• To avoid excessive crop phytotoxicity, use a hooded or shielded sprayer with skids or wheels on the spray boom to maintain spray height.</li> <li>• Apply by directing spray between the rows and using hooded or shielded sprayers to prevent spray contact with crop plants.</li> </ul> <b>DIRECTED SPRAY WITHOUT HOODED OR SHIELDED SPRAYERS</b> <ul style="list-style-type: none"> <li>• Apply when corn is at least 10" tall with nozzles arranged to spray no higher than the lower 3" of corn stalks.</li> <li>• Corn plants shorter than 10" may be injured and not recover (corn height measured from soil surface to top of whorl).</li> <li>• For corn greater than 20" tall, arrange the nozzles to spray no higher than the lower 1/3 of the corn stalks.</li> <li>• Corn foliage sprayed will be injured, but the crop will recover and develop normally.</li> </ul>



Crop	Maximum Number of Applications Per Year	Use Pattern	Gramoxone Inteon Rate Per Acre	Minimum Total Spray Per Acre	Grazing or Preharvest Interval (Days)	Precautions, Restrictions and Comments
FIELD CORN POPCORN SEED CORN	1	Harvest Aid Broadcast	1.2-2.0 pts.	Ground: 20 gals. Air: 5 gals.	7	<ul style="list-style-type: none"> <li>Make ONE (1) application at least 7 days prior to harvest.</li> <li>Apply after the corn is mature after the black layer has formed at the base of the kernels (this indicates maturity). Consult your local agricultural authority for help in identifying the black layer.</li> <li>Add nonionic surfactant containing at least 75% surface active ingredient at 0.25% v/v.</li> <li>Use 2.0 pts. to desiccate mature broadleaf weeds and grasses or broadleaf weeds and grasses that are taller than 18".</li> <li>Drought stressed plants, especially broadleaf weeds can be difficult to kill and desiccation may not be complete.</li> </ul>
FIELD CORN ONLY (grain, fodder, forage)	3	Postemergence directed spray USDA Witchweed Eradication Program	2.0 pts.	Ground: 10 gals.	-	<ul style="list-style-type: none"> <li>Initiate sprays in late June to early July and repeat in early August if regrowth occurs.</li> <li>Follow application instructions in postemergence directed spray section above.</li> </ul>
FIELD CORN ONLY (grain, fodder, forage)  2,4-D Amine Tank Mix	3	Postemergence directed spray USDA Witchweed Eradication Program	8.0 fl. oz. + 0.5 lbs. 2,4-D Amine AE	Ground: 10 gals.	-	<ul style="list-style-type: none"> <li>Apply as a directed spray onto grassy weeds and witchweed before witchweed blooms. Reapply if regrowth occurs.</li> <li>Follow application instructions in postemergence directed spray section above.</li> </ul>
COTTON (Use Directions for all Cotton Uses)		All Cotton Uses				<ul style="list-style-type: none"> <li>Do not exceed 12 pints Gramoxone Inteon (3 lb. active ingredient) per acre per season for all uses on cotton.</li> </ul>
COTTON (Used alone)	3	Preplant or Preemergence	2.5-4.0 pts.	Ground: 10 gals. Air: 5 gals.	-	<ul style="list-style-type: none"> <li>Apply prior to, during or after planting, but before crop emergence.</li> <li>For fallow bed treatment, beds should be preformed to permit maximum weed and grass emergence prior to treatment.</li> <li>Seeding should be done with a minimum of soil disturbance.</li> </ul>



Crop	Maximum Number of Applications Per Year	Use Pattern	Gramoxone Inteon Rate Per Acre	Minimum Total Spray Per Acre	Grazing or Preharvest Interval (Days)	Precautions, Restrictions and Comments
<b>COTTON</b> (California only; Used alone)	3	Preplant	8.0-16 fl. oz.	Ground: 10 gals. Air: 5 gals.	-	<ul style="list-style-type: none"> <li>For control of volunteer barley in preformed seedbeds.</li> </ul>
<b>COTTON</b> Goal™ Herbicide Tank Mix	3	Preplant or Fallow Bed Broadcast	2.5-4.0 pts.	Ground or Air: 10 gals.	-	<ul style="list-style-type: none"> <li>Refer to Goal label for specific use directions and restrictions, and weeds controlled.</li> </ul>
<b>COTTON</b> Other Tank Mixes	3	Preplant or Preemergence	2.5-4.0 pts.	Ground: 10 gals. Air: 5 gals.	-	<ul style="list-style-type: none"> <li>Apply as a broadcast spray before, during or after planting, but before crop emergence.</li> <li>For improved burndown or residual control, Gramoxone Inteon may be tank mixed with the following herbicides: Cotoran, Dual Magnum, Meturon®, Cotton-Pro®, Caparol, Diuron, Harmony® Extra (Preplant Only), MSMA, Prowl, Zorial®.</li> <li>When tank mixing with Cotoran DF or Meturon DF, follow mixing instructions in the <b>Order of Tank Mixing</b> section carefully and maintain constant agitation.</li> <li>When tank mixing with any of the herbicides listed above, refer to that product's label for specific directions and restrictions and for a list of weeds controlled.</li> </ul>



360094

-35-

Crop	Maximum Number of Applications Per Year	Use Pattern	Gramoxone Inteon Rate Per Acre	Minimum Total Spray Per Acre	Grazing or Preharvest Interval (Days)	Precautions, Restrictions and Comments
COTTON	3	Postemergence Directed Spray (Hooded or Shielded)	1.2-2.0 pts.	Ground: 10 gals.	-	<ul style="list-style-type: none"> <li>• Apply when weeds are actively growing and between 1-6" in height.</li> <li>• If multiple applications are made, allow 14 days between applications.</li> <li>• Use higher specified rate on dense populations and/or larger or hard to control weeds. Weeds 6" or taller may not be controlled.</li> <li>• AVOID CONTACT WITH CROP. Intentional or accidental contact (including drift) of Gramoxone Inteon with the crop may result in severe damage or loss of the crop.</li> <li>• Apply by directing spray between the rows and using hooded or shielded sprayers to prevent contact with crop plants.</li> <li>• Equipment should be in good operating condition. Avoid leakage or dripping onto crop. Variation in equipment design may affect level of weed control.</li> <li>• Keep hoods or shields adjusted to insure adequate contact with weeds while shielding the crop from the herbicide.</li> <li>• To minimize drift, do not use nozzles or nozzle configurations or adjuvants which produce fine spray droplets (mist).</li> <li>• May be tank mixed with other postemergence directed herbicides. Unless otherwise instructed on this label, refer to tank mix product label for rates, directions, limitations and cautions.</li> </ul>

Crop	Maximum Number of Applications Per Year	Use Pattern	Gramoxone Inteon Rate Per Acre	Minimum Total Spray Per Acre	Grazing or Preharvest Interval (Days)	Precautions, Restrictions and Comments
<b>COTTON</b>  Use directions for all cotton harvest aid uses		Harvest Aid				<b>Harvest Aid Use Precautions (Applies to all sections)</b> <ul style="list-style-type: none"> <li>Do not pasture livestock in treated fields or feed treated foliage.</li> <li>If multiple applications are made, allow 7 days between applications.</li> <li>Do not apply to cotton within 3 days before harvest.</li> <li>Repeat application if necessary. Do not exceed a total of 2.0 pts./A as a harvest aid.</li> <li>May be tank mixed with other cotton harvest aid materials known to be effective by the local expert. Unless otherwise instructed in this label, refer to tank mix product label for rates, directions, limitations and cautions.</li> <li>Gramoxone Inteon can be applied in a tank mix with methyl parathion and/or Karate insecticide.</li> <li>Nodes above cracked bolls (NACB) timing is for guidance and is not intended to restrict the local expert in their use of the product.</li> </ul>
<b>SOUTHERN COTTON</b>  Harvest aid for boll opening and defoliation (tank mix with phosphate and chlorate defoliant)	4	Broadcast	8.0 fl. oz. + 1 pt. phosphate or 1 gal. chlorate	Ground: 10 gals. Air: 5 gals.	7	<ul style="list-style-type: none"> <li>Development of immature bolls will be inhibited.</li> <li>Apply when 80% or more of the bolls are open and the remaining bolls to be harvested are mature.</li> </ul>

Crop	Maximum Number of Applications Per Year	Use Pattern	Gramoxone Inteon Rate Per Acre	Minimum Total Spray Per Acre	Grazing or Preharvest Interval (Days)	Precautions, Restrictions and Comments
<b>SOUTHERN COTTON</b>  Additional tank mixes for boll opening and defoliation	4	Broadcast	3.1-5.0 fl. oz.	Ground: 10 gals. Air: 5 gals.	-	<ul style="list-style-type: none"> <li>To aid in defoliation and opening of mature bolls, Gramoxone Inteon may be tank mixed with the following products: Accelerate® Defoliant, DEF® Defoliant, Dropp® Defoliant, Ethephon® Plant Growth Regulator, Folex® Defoliant, Harvade® Harvest Growth Regulator, Prep™ PGR.</li> <li>Apply when 60% or more of the bolls are open and the remaining bolls to be harvested are mature.</li> <li>Development of immature bolls will be inhibited.</li> <li>Refer to tank mix product label for rate, directions, limitations and cautions.</li> </ul>
<b>SOUTHERN COTTON</b>  Post Defoliation-To aid in opening of mature bolls and to desiccate green weeds	4	Broadcast	1.0-2.0 pts.	Ground: 10 gals. Air: 5 gals.	3	<ul style="list-style-type: none"> <li>Use higher specified rate if weed infestation is heavy or dense.</li> <li>Apply when 75% or more of the bolls are open and remaining bolls to be harvested are mature.</li> <li>Development of immature bolls will be inhibited.</li> <li>After a defoliation or conditioning application has been made, delay desiccation application of Gramoxone Inteon approximately 3-7 days to minimize leaf sticking.</li> </ul>
<b>WESTERN COTTON</b>  Harvest aid for boll opening and early defoliation	4	Broadcast	5.5-8.0 fl. oz. + phosphate or sodium chlorate; and/or other compatible harvest aid products.	Ground: 10 gals. Air: 5 gals.	7	<ul style="list-style-type: none"> <li>Use higher specified rate of Gramoxone Inteon on rank cotton.</li> <li>Do not use more than 8.0 fl oz of Gramoxone Inteon for early defoliation as excessive desiccation may occur.</li> <li>Early defoliation timing is when 60% or more of the bolls are open and the remaining bolls to be harvested are mature (approximately 4 NACB).</li> <li>Development of immature bolls will be inhibited.</li> <li>Do not use more than 4.0 lbs. of actual sodium chlorate defoliant per acre at this early defoliation timing.</li> </ul>



Crop	Maximum Number of Applications Per Year	Use Pattern	Gramoxone Inteon Rate Per Acre	Minimum Total Spray Per Acre	Grazing or Preharvest Interval (Days)	Precautions, Restrictions and Comments
<b>WESTERN COTTON</b>  Harvest aid for boll opening and mid-to-late defoliation	4	Broadcast	8.0-16.0 fl. oz. alone or tank mix with sodium chlorate or phosphate defoliant and/or other compatible harvest aid products.	Ground: 10 gals. Air: 5 gals.	3 (Alone)	<ul style="list-style-type: none"> <li>In desert cotton areas or on rank vigorous cotton, use the 16 fl. oz. rate of Gramoxone Inteon.</li> <li>Mid-to-late defoliation timing is when 75% or more of the bolls are open and remaining bolls to be harvested are mature (approximately 3 or fewer NACB).</li> <li>Development of immature bolls will be inhibited.</li> </ul>
<b>COTTON Stripper or Spindle Harvested</b>  Harvest aid for defoliation and boll opening	4	Broadcast	3.0-11.25 fl. oz.	Ground: 10 gals. Air: 5 gals.	3	<ul style="list-style-type: none"> <li>IT IS ADVISABLE, BECAUSE OF EXTREMES IN ENVIRONMENTAL AND PLANT CONDITIONS, TO APPLY THE RANGE OF RATES ON A SMALL BLOCK OF COTTON TO DETERMINE THE RATE THAT BEST FITS YOUR NEEDS.</li> <li>Apply when 75% of the bolls are open and the remaining bolls to be harvested are mature.</li> <li>DEVELOPMENT OF IMMATURE BOLLS WILL BE INHIBITED. SLICE BOLLS AND INSPECT THE SEED FOR MATURITY.</li> <li>Gramoxone Inteon may be applied alone or tank mixed with the following cotton harvest aids: Accelerate Defoliant, DEF® Defoliant, Ethephon® Plant Growth Regulator, Folex® Defoliant, Harvade® Harvest Growth Regulator, Prep PGR.</li> <li>May be applied as a split application. Do not exceed a total of 2.0 pts/A per year.</li> <li>To avoid leaf sticking, apply Gramoxone Inteon as a desiccant approximately 3-7 days after defoliation or a conditioning application and 7-14 days before harvest.</li> <li>Cooler temperatures may cause a longer waiting period between application of Gramoxone Inteon as a desiccant and defoliation/condition.</li> <li>Lower rates in the range may be necessary south of I-10 in Texas where temperatures are typically higher during defoliation.</li> </ul>

Crop	Maximum Number of Applications Per Year	Use Pattern	Gramoxone Inteon Rate Per Acre	Minimum Total Spray Per Acre	Grazing or Preharvest Interval (Days)	Precautions, Restrictions and Comments
<b>COTTON</b> Late season desiccation	4	Broadcast	1.0-2.0 pts.	Ground: 10 gals. Air: 5 gals.	3	<ul style="list-style-type: none"> <li>IT IS ADVISABLE, BECAUSE OF EXTREMES IN ENVIRONMENTAL AND PLANT CONDITIONS, TO APPLY THE RANGE OF RATES ON A SMALL BLOCK TO DETERMINE THE RATE THAT BEST FITS YOUR NEEDS.</li> <li>May be applied as a split application. Do not exceed a total of 2.0 pts./A per year.</li> <li>Apply when 85% of the bolls are open and the remaining bolls to be harvested are mature (approximately 0 NACB).</li> <li>Development of immature bolls will be inhibited. Slice bolls and inspect the seed for maturity.</li> <li>Lower rates in the range may be necessary south of I-10 in Texas where temperatures are typically higher during defoliation.</li> <li>If a defoliation or conditioning application has been made, delay desiccation application of Gramoxone Inteon approximately 3-7 days to minimize leaf sticking.</li> <li>May be tank mixed with other harvest aid materials known to the local expert to be effective.</li> </ul>
<b>COTTON</b> Suppression of Regrowth	4	Broadcast	1.0-2.0 pts.	Ground: 10 gals. Air: 5 gals.	3	<ul style="list-style-type: none"> <li>Regrowth is difficult to control, therefore, thorough coverage with the full rate is necessary.</li> <li>Control is dependent on growing conditions and desiccation of small new regrowth may not always be complete.</li> <li>Use higher specified rate if regrowth is excessive.</li> </ul>



Crop	Maximum Number of Applications Per Year	Use Pattern	Gramoxone Inteon Rate Per Acre	Minimum Total Spray Per Acre	Grazing or Preharvest Interval (Days)	Precautions, Restrictions and Comments
<b>EASTER LILIES</b> (Field grown)	2	Preemergence	2.5-4.0 pts.	Ground: 10 gals.	-	<ul style="list-style-type: none"> <li>Do not apply more than twice per season.</li> </ul>
<b>FALLOW LAND</b>  Prior to planting of any crops.	2	Preplant Broadcast to Fallow Land	1.5-4.0 pts.	Ground: 10 gals. Air: 5 gals.	-	<ul style="list-style-type: none"> <li>Fallow land may be between operations such as disking, ripping, plowing, leveling, irrigating or listing for ground preparation purposes.</li> <li>Use for the control of weeds such as bluegrass, chickweed, henbit, downy brome, ryegrass, cheatgrass, dog fennel, tansy mustard, London rocket, sowthistle, rescue brome, wild oats, volunteer cereals and other winter annuals and for suppression of perennial weeds or sedges.</li> <li>Use the higher rate for weeds approaching the maximum size of 6".</li> <li>Do not make more than 2 applications during the fallow period.</li> <li>Allow maximum weed emergence prior to application to maximize the benefit of this use.</li> <li>Adhere to the preharvest intervals and other crop specific restrictions for planted crops elsewhere on this label.</li> </ul>
<b>GINGER</b>	6	Preemergence Broadcast, Postemergence, Directed Spray	2.0-4.0 pts.	Ground: 20 gals.	14 days for immature ginger roots, 75 days for mature ginger roots	<ul style="list-style-type: none"> <li>Apply as a preemergence broadcast application before, during, or after planting but prior to crop emergence.</li> <li>If multiple applications are made, allow 30 days between applications.</li> <li>Do not exceed 24 pints of Gramoxone Inteon (6 lb. active ingredient) per acre per season.</li> <li>Do not allow spray to contact ginger plants.</li> </ul>
<b>GRASSES</b> (For Seed; For Use in Seedbed Preparation)	3	Preplant, At Planting, or Preemergence	2.0-4.0 pts.	Ground: 10 gals.	-	<ul style="list-style-type: none"> <li>Prepare the seedbeds and allow weeds to germinate.</li> <li>Apply Gramoxone Inteon when weeds are at the 3-5 leaf stage.</li> <li>Repeat applications may be made prior to grass emergence, however, do not exceed 3 applications per year.</li> <li>Do not graze treated areas or use the seed or straw from treated areas for animal feed or bedding.</li> </ul>



Crop	Maximum Number of Applications Per Year	Use Pattern	Gramoxone Inteon Rate Per Acre	Minimum Total Spray Per Acre	Grazing or Preharvest Interval (Days)	Precautions, Restrictions and Comments
<b>GUAR</b> (Preharvest desiccation)	3	Preharvest	2.0 pts.	Ground: 10 gals.	4	<ul style="list-style-type: none"> <li>• Apply after the pods are fully mature.</li> <li>• Do not graze treated areas or use the treated forage for animal feed.</li> </ul>
<b>GUAVA</b>	4	Directed Spray	3.75 pts.	Ground: 10 gals.	-	<ul style="list-style-type: none"> <li>• Do not allow spray to contact green stems, fruit or foliage.</li> <li>• Do not graze treated areas.</li> <li>• Do not feed cover crops grown in treated areas to livestock.</li> <li>• For mature woody weeds, late-germinating weeds and grasses, and perennials, retreatment or spot spraying may be necessary.</li> </ul>
<b>HOPS</b> (ID, OR, & WA only)	3	Directed Spray and/or Suckering and Stripping	2.0 pts.	Ground: 10 gals.	14	<ul style="list-style-type: none"> <li>• Retreatment or spot treatment may be necessary.</li> <li>• Do not apply more than 3 times per season.</li> <li>• Do not allow spray to contact green stems, foliage, flowers, or cones as injury may result.</li> <li>• Do not allow animals to graze in treated hopyards.</li> <li>• Hop vine refuse and silage may be fed to livestock.</li> <li>• For suckering and stripping, spray only the basal 2 ft. of the vines.</li> <li>• Experience with varieties other than Cascade, Yakima Cluster, and Bullion is limited. If using Gramoxone Inteon on other varieties than these, test the use pattern on a small number of vines of each variety to determine sensitivity to injury. Do not use on unlisted varieties if unacceptable crop injury occurs.</li> <li>• Chemical Pruning: To burn back existing vines and obtain even emergence of subsequent vines, spray when vines are less than 3 ft. tall.</li> <li>• APPLICATION TO HOP VINES LESS THAN 6 FT. TALL MAY CAUSE UNACCEPTABLE INJURY.</li> </ul>

430894

Crop	Maximum Number of Applications Per Year	Use Pattern	Gramoxone Inteon Rate Per Acre	Minimum Total Spray Per Acre	Grazing or Preharvest Interval (Days)	Precautions, Restrictions and Comments
LENTILS	2	Harvest Aid	1.2-2.0 pts.	Ground: 20 gals. Air: 7 gals.	7	<ul style="list-style-type: none"> <li>Add nonionic surfactant at 0.25% v/v (2 pts./100 gals.) of the finished spray volume.</li> <li><b>DO NOT</b> exceed a total of 2.0 pts./A per season.</li> <li>May also be applied as a split application. If applied as a split application, do not exceed a total of 2 pts./A per season. Split application may improve coverage.</li> <li>Apply when crop is mature and at least 80% of the pods are yellowing and mostly ripe with no more than 30% of the leaves still green in color.</li> <li><b>DO NOT</b> apply when weather conditions favor spray drift. A drift control agent may be included to reduce spray drift.</li> <li><b>NOT REGISTERED FOR USE ON LENTILS IN CALIFORNIA.</b></li> </ul>
MINT (Peppermint, Spearmint)	2	Dormant Season	2.0-3.0 pts.	Ground: 10 gals. Air: 5 gals.	-	<ul style="list-style-type: none"> <li>For suppression of weeds such as Italian ryegrass, prickly lettuce, groundsel, chickweed, downy brome and bluegrass.</li> <li>Apply when crop is dormant before spring growth begins and when weeds are less than 6" tall.</li> <li>Do not apply more than 3.0 pts./A per dormant season.</li> <li>May be tank mixed with Sinbar Herbicide (terbacil) weed killer for improved contact activity and residual control of Italian ryegrass, prickly lettuce and groundsel. Apply this tank mixture no more than once per season. Refer to the Sinbar label for rates, directions, and cautions and for a list of weeds controlled.</li> </ul>
OKRA	1  2	Preemergence Broadcast  Postemergence Directed Spray	2.0-4.0 pts./A  2.0 pts./A	Ground: 20 gals.  Ground: 20 gals.	--  21 days	<ul style="list-style-type: none"> <li>Preemergence applications must be made before crop emergence.</li> <li>If multiple applications are made, allow 14 days between applications.</li> <li>Apply no more than 3 applications per season.</li> <li>Do not exceed 8.0 pts./A (2 lb. active ingredient) per season.</li> <li>Do not allow spray to contact okra plants.</li> </ul>



Crop	Maximum Number of Applications Per Year	Use Pattern	Gramoxone Inteon Rate Per Acre	Minimum Total Spray Per Acre	Grazing or Preharvest Interval (Days)	Precautions, Restrictions and Comments
ONION (dry bulb)	1	Preemergence Broadcast	2.0-4.0 pts./A	Ground: 20 gals.	--	<ul style="list-style-type: none"> <li>Only 2 applications can be made per season.</li> <li>Do not exceed 6.0 pts./A (1.5 lb. active ingredient) per season.</li> <li>Use the higher rate for heavy weed infestations or wild oat control.</li> <li>For preemergence treatment, allow maximum weed control and grass emergence prior to treatment but apply before crop emergence.</li> </ul>
	1	Postemergence Directed Spray	2.0 pts./A	Ground: 20 gals.	60 days	
ONIONS (seeded) AND GARLIC	1	Preplant/Preemergence	2.5-4.0 pts.	Ground: 10 gals.	60 200 (CA only)	<ul style="list-style-type: none"> <li>Use the higher rate for heavy weed infestations or wild oat control. Apply only one application per season at the 4.0 pts./A dosage.</li> <li>Allow maximum weed and grass emergence prior to treatment but apply prior to crop emergence.</li> <li>Apply a maximum of 4.0 pts./A per season.</li> </ul>
PASSION FRUIT	5	Directed Spray	3.75 pts.	Ground: 10 gals.	-	<ul style="list-style-type: none"> <li>Use a shield or wrap vine if bark is still green at application time.</li> <li>If application is to be made during harvest season, pick all fruit off the ground prior to application.</li> <li>Do not allow animals to graze on treated areas.</li> <li>Retreatment or spot treatment may be necessary.</li> </ul>
PEANUTS	2	Broadcast At Ground Crack Postemergence	8.0-16.0 fl. oz.	Ground: 10 gals.	-	<ul style="list-style-type: none"> <li>To control or suppress small (1-6") emerged annual grass and broadleaf weeds in peanuts at ground crack. A second application may be made up to 28 days after ground crack.</li> <li>For at ground crack use, Gramoxone Inteon can be tank mixed with Pursuit® Herbicide or Dual Magnum for residual weed control. Consult the Pursuit or Dual Magnum label for a list of weeds controlled, rates of application, and precautions.</li> <li>Make no more than 2 applications per season and do not apply a total of more than 16.0 fl. oz. of product per acre per season.</li> <li>Crop foliage sprayed will be injured in the form of bronzing and crinkling but the crop will recover and develop normally.</li> <li>Do not apply by air.</li> </ul>



Crop	Maximum Number of Applications Per Year	Use Pattern	Gramoxone Inteon Rate Per Acre	Minimum Total Spray Per Acre	Grazing or Preharvest Interval (Days)	Precautions, Restrictions and Comments
<b>PEANUTS</b>  Basagran® Herbicide Tank Mix	2	Broadcast At Ground Crack Postemergence	8.0-16.0 fl. oz.	Ground: 10 gals.	-	<ul style="list-style-type: none"> <li>For improved control of weeds such as cocklebur, bristly starbur, smartweed and prickly sida, tank mix Gramoxone Inteon with Basagran at 1 pt./A.</li> <li>This tank mix can be applied at the ground crack stage of peanuts. A second application may be made up to 28 days after ground crack.</li> <li>Make no more than 2 applications per season and do not apply a total of more than 16.0 fl. oz. of product per acre per season.</li> <li>Crop foliage sprayed will be injured in the form of bronzing and crinkling but the crop will recover and develop normally.</li> <li>Refer to the Basagran label for specific use directions, limitations, cautions and for a list of weeds controlled.</li> <li>Do not apply this tank mix if peanuts show injury (leaf phytotoxicity and/or plant stunting) produced by any other herbicide treatment as injury may be enhanced and/or prolonged.</li> <li>Do not apply this tank mix during prolonged periods of drought or unseasonably cold weather as unsatisfactory weed control may result.</li> <li>Do not apply by air.</li> </ul>

460094

Crop	Maximum Number of Applications Per Year	Use Pattern	Gramoxone Inteon Rate Per Acre	Minimum Total Spray Per Acre	Grazing or Preharvest Interval (Days)	Precautions, Restrictions and Comments
<b>PEANUTS</b>  Butyrac® Herbicide or Butoxone® Herbicide 200 Tank Mix	2	Broadcast Postemergence	8.0-16.0 fl. oz.	Ground: 10 gals.	-	<ul style="list-style-type: none"> <li>For improved control of weeds such as cocklebur, sicklepod and morningglory tank mix Gramoxone Inteon with 8-16 fl. oz. (0.125-0.25 lbs.) per acre of Butyrac or Butoxone 200.</li> <li>Make no more than 2 applications per season and do not apply a total of more than 16.0 fl. oz. of product per season.</li> <li>Crop foliage sprayed will be injured in the form of bronzing and crinkling but the crop will recover and develop normally.</li> <li>Refer to the complete Butyrac or Butoxone 200 label for specific use directions, limitations, cautions and for a list of weeds controlled.</li> <li>Do not apply by air.</li> </ul>
<b>PERSIMMON</b>	5	Directed Spray	3.75 pts.	Ground: 10 gals.	-	<ul style="list-style-type: none"> <li>Do not allow spray to contact green stems, fruit, or foliage.</li> <li>Do not graze treated areas.</li> <li>Do not feed cover crops grown in treated areas to livestock.</li> <li>For mature woody weeds, late-germinating weeds and grasses, and perennials, retreatment or spot spraying may be necessary.</li> </ul>
<b>PIGEON PEAS</b> (Puerto Rico only)	1	Directed Spray	2.0 pts.	Ground: 10 gals.	60	<ul style="list-style-type: none"> <li>Avoid contact with pigeon pea foliage.</li> <li>Do not make more than 1 application per season.</li> <li>Do not graze treated areas or feed treated forage to livestock.</li> <li>Cannery waste can be fed to livestock.</li> </ul>
<b>PINEAPPLE</b>	3	Directed Spray	2.0-4.0 pts.	Ground: 10 gals.	20	<ul style="list-style-type: none"> <li>Retreatment may be necessary on more mature weeds.</li> <li>Do not exceed 3 applications per season.</li> </ul>
<b>POTATO</b>	3	Preplant or Preemergence Broadcast	1.0-2.0 pts.	Ground: 10 gals. Air: 5 gals.	-	<ul style="list-style-type: none"> <li>Apply up to ground cracking, before potatoes have emerged.</li> </ul>
<b>POTATO</b> (California, Washington, Oregon, Idaho only; Used alone)	3	Preplant Broadcast	8.0-16.0 fl. oz.	Ground: 10 gals. Air: 5 gals.	-	<ul style="list-style-type: none"> <li>For control of volunteer barley in preformed seedbeds.</li> </ul>



Crop	Maximum Number of Applications Per Year	Use Pattern	Gramoxone Inteon Rate Per Acre	Minimum Total Spray Per Acre	Grazing or Preharvest Interval (Days)	Precautions, Restrictions and Comments
RICE	3	Preplant or Preemergence Broadcast	Weeds 1-3": 2.0-2.5 pts. Weeds 3-6": 2.5-3.0 pts. Weeds 6": 3.0-4.0 pts.	Ground: 10 gals. Air: 5 gals.	-	<ul style="list-style-type: none"> <li>Apply as a broadcast spray before, during or after planting, but before crop emergence. Use higher specified rates and spray volumes when vegetation is dense.</li> <li>Seeding should be done with a minimum amount of soil disturbance.</li> <li>Weeds and grasses emerging after application will not be controlled. Crop plants emerged at time of application will be killed.</li> <li>For improved or extended weed control, Gramoxone Inteon may be tank mixed with other herbicides registered for this use. Refer to tank mix herbicide labels for specific directions, limitations, cautions and for a list of weeds controlled.</li> <li>Do not flood/flush within 48 hours of application in order to ensure complete kill of vegetation. If cool, cloudy and/or wet weather delays speed of kill, do not flood/flush until complete kill is evident.</li> </ul>
SAFFLOWER	3	Preplant or Preemergence Broadcast or Banded Over Row	2.5-4.0 pts.	Ground: 10 gals. Air: 5 gals.	-	<ul style="list-style-type: none"> <li>Apply before, during, or after planting but before crop emergence.</li> </ul>
SAFFLOWER (California only)	3	Preplant Broadcast	1.0 pt.	Ground: 10 gals. Air: 5 gals.	-	<ul style="list-style-type: none"> <li>For control of volunteer barley in preformed seedbeds.</li> </ul>
SMALL GRAINS (Barley, wheat)	3	Preplant or Preemergence	Weeds 1-3": 2.0-2.5 pts. Weeds 3-6": 2.5-3.0 pts. Weeds 6": 3.0-4.0 pts.	Ground: 5 gals. Air: 5 gals.	-	
SMALL GRAINS (Wheat Only) Hoelon® 3EC Tank Mix	3	Preplant or Preemergence	Weeds 1-3": 2.0-2.5 pts. Weeds 3-6": 2.5-3.0 pts. Weeds 6": 3.0-4.0 pts.	Ground: 10 gals. Air: 5 gals.	-	<ul style="list-style-type: none"> <li>A tank mix with Hoelon 3EC will improve grass control.</li> <li>Apply when weeds are actively growing and 1-6" in height. Weeds 6" or taller may not be controlled.</li> <li>Do not apply this tank mix to Barley as crop injury may result.</li> </ul>



480 of 94

Crop	Maximum Number of Applications Per Year	Use Pattern	Gramoxone Inteon Rate Per Acre	Minimum Total Spray Per Acre	Grazing or Preharvest Interval (Days)	Precautions, Restrictions and Comments
<b>SORGHUM</b> (Grain)	3	Preplant/ Preemergence Broadcast or Band	Weeds 1-3": 2.0-2.5 pts. Weeds 3-6": 2.5-3.0 pts. Weeds 6": 3.0-4.0 pts.	Ground: 10 gals. Air: 5 gals.	48 (grain) 20 (forage)	<ul style="list-style-type: none"> <li>Seedbeds should be formed as far ahead of planting as possible to allow maximum weed and grass emergence.</li> <li>Seeding should be done with a minimum amount of soil disturbance.</li> </ul>
<b>SORGHUM</b> (Grain) Atrazine & 2,4-D ester (Low Volatile) Tank Mix	3	Preplant or Preemergence	Weeds 1-3": 2.0-2.5 pts. Weeds 3-6": 2.5-3.0 pts. Weeds 6": 3.0-4.0 pts.	Ground: 10 gals. Air: 5 gals.	48 (grain) 20 (forage)	<ul style="list-style-type: none"> <li>Gramoxone Inteon may be tank mixed with Atrazine for improved preemergence or residual weed control. The addition of 2,4-D ester (Low Volatile) may aid in the suppression of perennial and annual broadleaf weeds emerged at the time of application. Refer to the specific tank mix herbicide label(s) for rates, directions, limitations, and cautions and a list of weeds controlled.</li> </ul>
<b>SORGHUM</b> (Grain) Harmony® Extra Herbicide Tank Mix	3	Preplant	2.0-3.75 pts.	Ground: 10 gals.	48 (grain) 20 (forage)	<ul style="list-style-type: none"> <li>Gramoxone Inteon may be tank mixed with Harmony Extra for improved weed control.</li> <li>Refer to the Harmony Extra label for rates, directions, limitations, and cautions and for a list of weeds controlled.</li> </ul>



Crop	Maximum Number of Applications Per Year	Use Pattern	Gramoxone Inteon Rate Per Acre	Minimum Total Spray Per Acre	Grazing or Preharvest Interval (Days)	Precautions, Restrictions and Comments
SORGHUM (Grain)	2	Postemergence Directed (Including Hooded or Shielded)	1.0-2.0 pts.	Ground: 10 gals.	48 (grain) 20 (forage)	<ul style="list-style-type: none"> <li>• Apply when weeds are actively growing.</li> <li>• Use higher specified rate on larger or hard to control weeds. Weeds 6" or taller may not be controlled.</li> <li>• Severe damage and/or complete kill can occur if spray contacts sorghum plants.</li> <li>• Do not exceed 2 postemergence-directed applications or exceed a total of 4.0 pts. Gramoxone Inteon per season.</li> </ul> <p><b>HOODED OR SHIELDED SPRAYERS</b></p> <ul style="list-style-type: none"> <li>• To avoid excessive crop phytotoxicity, use a hooded or shielded sprayer with skids or wheels on the spray boom to maintain spray height.</li> <li>• Apply by directing spray between the rows and using hooded or shielded sprayers to prevent spray contact with crop plants.</li> </ul> <p><b>DIRECTED SPRAY WITHOUT HOODED OR SHIELDED SPRAYERS</b></p> <ul style="list-style-type: none"> <li>• Apply when sorghum is at least 12" tall when naturally standing.</li> <li>• Do not exceed 30 psi nozzle pressure or spray under conditions which may cause excessive drift.</li> <li>• Use precision directed-spray application equipment adjusted so that no more than the lower 3" of the sorghum stalk is contacted by the application spray.</li> <li>• Some crop injury will occur. The degree of injury is related to the precision of application and spraying conditions.</li> </ul>

Crop	Maximum Number of Applications Per Year	Use Pattern	Gramoxone Inteon Rate Per Acre	Minimum Total Spray Per Acre	Grazing or Preharvest Interval (Days)	Precautions, Restrictions and Comments
SOYBEANS (Use directions for all soybean uses)		All Soybean Uses				<ul style="list-style-type: none"> <li>Do not exceed 11.6 pints of Gramoxone Inteon (2.9 lb. active ingredient) per acre per season.</li> </ul>
SOYBEANS	3	Preplant or Preemergence	Weeds 1-3": 2.0-2.5 pts. Weeds 3-6": 2.5-3.0 pts. Weeds 6": 3.0-4.0 pts.	Ground: 10 gals. Air: 5 gals.	-	<ul style="list-style-type: none"> <li>Do not exceed a total of 6.0 pts. of Gramoxone Inteon per season.</li> <li>Apply as a broadcast spray before, during or after planting, but before crop emergence.</li> <li>For improved burndown or residual control, Gramoxone Inteon may be tank mixed with the following herbicides: 2,4-DB, 2,4-D, Authority®, Canopy, Canopy XL, Command, Dual Magnum, Dual II Magnum, Goal, Harmony® Extra (Preplant Only), Lorox, Lorox Plus, Flexstar, Firststate™, Frontier, Gemini®, Warrior, Karate, Prowl, Pursuit, Scepter®, Sencor, Surflan®, Turbo®.</li> <li>The rate of Gramoxone Inteon to be used in these tank mixtures is dependent on weed height and growing conditions. Use the highest rate of Gramoxone Inteon under dry conditions or where the weed canopy is dense. Refer to the specific tank mix herbicide label(s) for rates, directions, limitations, and cautions and for a list of weeds controlled.</li> <li>The lower rate may be used when weeds are less than 4" tall and a selective postemergence spray or cultivation will be made within 3 weeks after planting.</li> <li>Seeding should be done with a minimum amount of soil disturbance.</li> <li>Do not graze or harvest for forage or hay before the R3 stage of soybean development (early pod).</li> </ul>



5/10/94

Crop	Maximum Number of Applications Per Year	Use Pattern	Gramoxone Inteon Rate Per Acre	Minimum Total Spray Per Acre	Grazing or Preharvest Interval (Days)	Precautions, Restrictions and Comments
<b>SOYBEANS</b>  2,4-D ester (Low Volatile) Tank Mix	3	Preplant or Preemergence	Weeds 1-3": 2.0-2.5 pts. Weeds 3-6": 2.5-3.0 pts. Weeds 6": 3.0-4.0 pts.	Ground: 10 gals. Air: 5 gals.	-	<ul style="list-style-type: none"> <li>• Apply 2,4-D ester (Low Volatile) at 0.35-0.475 lbs. a.i./A at least 7 days prior to planting.</li> <li>• Apply 2,4-D ester (Low Volatile) at 0.475-0.95 lbs. a.i./A at least 30 days prior to planting.</li> <li>• Do not apply 2,4-D ester (Low Volatile) prior to planting soybeans if you are not prepared to accept the results of soybean injury including possible loss of stand and yield.</li> <li>• Do not use the amine formulation as Gramoxone Inteon activity may be reduced.</li> <li>• May be tank mixed with residual herbicides listed above.</li> <li>• Refer to the 2,4-D ester (Low Volatile) label for a list of rates, directions, limitations and cautions and for a list of weeds controlled.</li> </ul>
<b>SOYBEANS</b>	3	Spot Spray	4.8 pts./100 gals. water	-	Forage/Hay: 46 Days	<ul style="list-style-type: none"> <li>• Do not allow spray to contact soybean plant as crop injury or death may occur.</li> <li>• Spray the solution on actively growing weeds until uniformly wet but not to the point of runoff.</li> </ul>

Crop	Maximum Number of Applications Per Year	Use Pattern	Gramoxone Inteon Rate Per Acre	Minimum Total Spray Per Acre	Grazing or Preharvest Interval (Days)	Precautions, Restrictions and Comments
SOYBEANS	3	Postemergence Directed Spray (Includes Hooded or Shielded)	1.0-2.0 pts.	Ground: 10 gals.	Forage: 46 days	<ul style="list-style-type: none"> <li>• Apply when weeds are actively growing.</li> <li>• If multiple applications are made, allow 14-days between applications.</li> <li>• For control of seedling johnsongrass, crabgrass, goosegrass, Brachiaria, Texas millet and pigweed less than 2" tall, use the lower rate of Gramoxone Inteon.</li> <li>• For control of 2-4" red rice, <i>Brachiaria</i>, barnyardgrass, crabgrass, goosegrass, seedling johnsongrass, giant foxtail, and fall panicum, use 8.0 fl. oz. of Gramoxone Inteon.</li> <li>• For control of 2-3" sicklepod, purslane, pigweed, cutleaf ground cherry, and common ragweed, use 8.0 fl. oz. of Gramoxone Inteon.</li> <li>• For control of 2-4" grasses in mixture with common cocklebur, morningglory, and red rice, apply Gramoxone Inteon at 8.0 fl. oz./A plus 0.2 lb. active ingredient per acre of a 2,4-DB formulation.</li> <li>• Refer to the 2,4-DB label for directions, limitations, and cautions.</li> <li>• Do not graze or harvest for forage or hay.</li> <li>• Apply by directing spray between the rows and using hooded or shielded sprayers to prevent spray contact with crop plants.</li> <li>• Use higher specified rate on larger (&gt; 6") or hard to control weeds. Weeds 6" or taller may not be controlled.</li> <li>• Severe damage and/or complete kill can occur if spray intentionally or accidentally (including drift of fine droplets) contacts the plants.</li> </ul>

Crop	Maximum Number of Applications Per Year	Use Pattern	Gramoxone Inteon Rate Per Acre	Minimum Total Spray Per Acre	Grazing or Preharvest Interval (Days)	Precautions, Restrictions and Comments
SOYBEANS	3	Harvest Aid	8.0-16.0 fl. oz.	Ground: 20 gals. Air: 5 gals.	-	<ul style="list-style-type: none"> <li>Indeterminant varieties: Apply when at least 65% of the seed pods have reached a mature brown color or when seed moisture is 30% or less.</li> <li>Determinant varieties: Apply when plants are mature, i.e., beans are fully developed, 1/2 of leaves have dropped, and remaining leaves are yellowing.</li> <li>Immature soybeans will be injured.</li> <li>Mature cocklebur, especially drought-stressed plants, are tolerant to Gramoxone Inteon and desiccation will not be complete. Always use the higher rate for cocklebur.</li> <li>Do not apply within 15 days of harvest.</li> <li>Do not graze or harvest for forage or hay.</li> </ul>
STRAWBERRIES	3	Postemergence Directed Spray	2.0 pts.	Ground: 20 gals.	21	<ul style="list-style-type: none"> <li>Apply by directing spray between the rows and using shields to prevent spray contact with crop plants.</li> <li>Do not allow spray to contact strawberry plants as injury or excessive residues may result.</li> <li>Do not apply more than 3 times per season.</li> <li>Do not graze livestock in treated areas.</li> </ul>
SUGAR BEETS	3	Preplant or Preemergence	2.0-4.0 pts.	Ground: 10 gals. Air: 5 gals.	-	<ul style="list-style-type: none"> <li>Use the higher rate for heavier weed infestations.</li> <li>Seeding or transplanting should be done with a minimum amount of soil disturbance.</li> <li>Crop plants emerged at time of application will be killed.</li> <li>Can be used in fallow bed/stale seedbed for weed control.</li> <li>Seedbeds or plantbeds should be formed as far ahead of treatment as possible to permit maximum weed emergence.</li> </ul>



Crop	Maximum Number of Applications Per Year	Use Pattern	Gramoxone Inteon Rate Per Acre	Minimum Total Spray Per Acre	Grazing or Preharvest Interval (Days)	Precautions, Restrictions and Comments
<b>SUGARCANE</b>	2	Postemergence Directed Spray (Includes Hooded or Shielded)				<b>Use Comments</b> <ul style="list-style-type: none"> <li>• Apply as a hooded, shielded or directed spray to avoid contact with cane foliage to prevent leaf burn and yield reduction.</li> <li>• Make a second and final application, if necessary, when new weed growth is 2-6" high.</li> <li>• Do not graze treated areas or feed treated forage to livestock.</li> </ul>
-- Florida --	2		2.0 pts.	Ground: 50 gals.	-	<ul style="list-style-type: none"> <li>• For optimum results, apply in early spring (March-April) when weeds are small.</li> <li>• Do not apply after June 1 as cane growth may be stunted and yields reduced.</li> </ul>
-- Hawaii --	2		2.0 pts.	Ground: 20 gals.	-	<ul style="list-style-type: none"> <li>• Do not apply after cane rows have closed in.</li> </ul>
-- Louisiana --	2		1.0-3.0 pts.	Ground: 20 gals.	30	<ul style="list-style-type: none"> <li>• For tiller control, apply when tillers are less than 18" high.</li> <li>• Use the higher specified rate for heavier weed infestations or tiller growth.</li> </ul>
-- Florida & Texas --	1	Harvest Aid	0.6-1.0 pts.	Air: 5 gals.	-	<ul style="list-style-type: none"> <li>• Use higher specified rate under cool, cloudy weather conditions.</li> <li>• Apply 3-14 days before burning and harvest.</li> </ul>
<b>SUNFLOWER</b>	3	Preplant or Preemergence Broadcast or Banded Over Row	2.5-4.0 pts.	Ground: 10 gals. Air: 5 gals.	-	<ul style="list-style-type: none"> <li>• Apply before, during, or after planting but before crop emergence.</li> </ul>

Crop	Maximum Number of Applications Per Year	Use Pattern	Gramoxone Inteon Rate Per Acre	Minimum Total Spray Per Acre	Grazing or Preharvest Interval (Days)	Precautions, Restrictions and Comments
SUNFLOWER	2	Preharvest Desiccation Broadcast	1.2-2.0 pts.	Ground: 10 gals. Air: 5 gals.	7	<ul style="list-style-type: none"> <li>Apply when sunflower seeds reach physiological maturity (when seed moisture is 35% or lower). For many varieties, this corresponds to the time when the back of the heads are yellow and the bracts are turning brown.</li> <li>Do not graze treated areas or feed treated forage to livestock.</li> <li>Use the higher rate when crop stands or weed infestations are heavy.</li> </ul>
TANIERIS (Florida Only)	1	Preemergence Broadcast or Banded Over Row	2.0-4.0 pts./A	Ground: 20 gals.	180	<ul style="list-style-type: none"> <li>Preemergence applications must be made before crop emergence.</li> <li>Postemergence/directed spray applications must be made with ground equipment that can direct the spray between the rows and shield to prevent spray contact with crop plants.</li> <li>Only 2 applications can be made per season.</li> <li>Do not exceed 6.0 pts. (1.5 lb. active ingredient) per season.</li> <li>Allow 30-60 days between applications if 2 applications are made.</li> <li>Do not apply in less than 20 gallons of water/acre.</li> <li>Do not allow spray to contact plants.</li> </ul>
	1	Postemergence Directed Spray	2.0 pts./A			
TANIERIS (Puerto Rico Only)	3 2	Shielded Post Directed Spray	2.0 pts.	Ground: 50 gals.	90	<ul style="list-style-type: none"> <li>Apply when weeds are succulent and growth is 1-6".</li> <li>On taniers, do not make more than 3 applications per crop season.</li> <li>Do not allow spray to contact tanier plants as injury may result.</li> <li>Do not spray under windy conditions.</li> <li>Do not graze treated areas or feed treated forage to livestock.</li> </ul>
TARO, DRYLAND (Hawaii Only)	2	Postemergence Directed Spray	2.0-3.0 pts.	Ground: 10 gals.	180	<ul style="list-style-type: none"> <li>Do not allow spray to contact the taro plants as injury may result.</li> <li>Make the first application when weed growth is 1-4" high.</li> <li>Weeds emerging after the application will not be controlled.</li> <li>A single re-treatment may be made; however, do not harvest dryland taro within 6 months of the last application.</li> </ul>

560094

-55-

Crop	Maximum Number of Applications Per Year	Use Pattern	Gramoxone Inteon Rate Per Acre	Minimum Total Spray Per Acre	Grazing or Preharvest Interval (Days)	Precautions, Restrictions and Comments
<b>TREE PLANTATION ESTABLISHMENT</b> Deciduous and Conifers	3	Preplant Broadcast	2.0-4.0 pts.	Ground: 20 gals.	-	<ul style="list-style-type: none"><li>• Prepare ground early to allow maximum emergence of weeds.</li><li>• Apply prior to planting. Plant with minimal soil disturbance.</li><li>• Use the higher rate for heavier weed infestations.</li><li>• For improved burndown or residual control, tank mix Gramoxone Inteon with other herbicides labelled for this use.</li><li>• Refer to the specific tank mix herbicide label(s) for rates, directions, limitations, and cautions and for a list of weeds controlled.</li><li>• Do not apply in less than 20 gals./A as weed control will be reduced.</li></ul>



Crop	Maximum Number of Applications Per Year	Use Pattern	Gramoxone Inteon Rate Per Acre	Minimum Total Spray Per Acre	Grazing or Preharvest Interval (Days)	Precautions, Restrictions and Comments
<b>TREES AND VINES</b> Orchards, Vineyards, Windbreak, Shade & Ornamental Trees	5 except for:	Directed Spray	2.5-4.0 pts.	Ground: 10 gals.	Apricots 28 Cherries 28 Figs 13 Kiwi Fruit 14 Nectarines 28 Olives 13 Peaches 14 Pistachios 7 Plums 28	<ul style="list-style-type: none"> <li>Do not allow spray to contact green stems (except suckers), fruit or foliage.</li> <li>Use a shield or wrap plant when spraying around young trees or vines.</li> <li>Do not graze treated areas.</li> <li>Do not feed cover crops grown in treated areas to livestock.</li> <li>Do not apply when figs or olives to be harvested are on the ground.</li> <li>For apricots - Do not harvest within 28 days after application and do not exceed 3 postemergence directed applications per season.</li> <li>For cherries - Do not harvest within 28 days after application and do not exceed 3 postemergence directed applications per season.</li> <li>For figs - Do not harvest within 13 days after application and do not exceed 5 postemergence directed applications per season.</li> <li>For grapes - treat when sucker growth is no more than 8" long. Late season applications to weeds should be made to avoid contact with desirable foliage.</li> <li>For kiwi fruit - Do not treat more than 3 times per year. Do not harvest within 14 days after application.</li> <li>For mature woody weeds, perennial weeds, late germinating weeds and green suckers, retreatment or spot treatment may be necessary.</li> <li>For nectarines - Do not harvest within 28 days after application and do not exceed 3 postemergence directed applications per season.</li> <li>For nuts - All applications must be made prior to shaking for harvest.</li> <li>For olives - Do not harvest within 13 days after application and do not exceed 4 postemergence directed applications per season.</li> <li>For peaches - Do not harvest within 14 days after application and do not exceed 3 postemergence directed applications per season.</li> <li>For pistachios - Do not exceed two applications after shells split. Do not harvest within 7 days after application.</li> <li>For plums - Do not harvest within 28 days after application and do not exceed 3 postemergence directed applications per season.</li> </ul>
Acerola	3					
Apples	3					
Apricots	Kiwi Fruit					
Avocados	3					
Bananas/Plantains	Nectarines					
Beechnut	3					
Brazil Nut	Olives					
Butternut	4					
Calamondin	Peaches					
Cashew	3					
Cherries	Pistachios					
Chestnut	5					
Chinquapin	(only 2 after shells split)					
Citrus Citron	Plums					
Coffee	3					
Figs						
Filberts						
Grapefruit						
Grapes						
Hickory Nut						
Kiwi Fruit						
Kumquat						
Lemon						
Lime						
Macadamia Nuts						
Mandarin						
Nectarines						
Olives						
Orange (sour & sweet)						
Papayas						
Peaches						
Pears						

Crop	Maximum Number of Applications Per Year	Use Pattern	Gramoxone Inteon Rate Per Acre	Minimum Total Spray Per Acre	Grazing or Preharvest Interval (Days)	Precautions, Restrictions and Comments
<b>TREES AND VINES</b> (continued) Pecans Pistachios Plums Prunes Pummelo Satsuma mandarin Walnuts Other shade and ornamental trees such as arborvitae, ash, elm, fir, oak, pine, etc.						
<b>TREES AND VINES</b> Tank Mixes	5 except for: Apricots 3 Cherries 3 Kiwi Fruit 3 Nectarines 3 Olives 4 Peaches 3 Pistachios 5 (only 2 after shells split) Plums 3	Directed Spray	2.5-4.0 pts.	Ground: 10 gals.	Refer to other tank mix labels	<ul style="list-style-type: none"> <li>Gramoxone Inteon may be tank mixed with registered residual herbicides listed below for combined emerged and residual weed control. Always refer to other herbicide label(s) for respective precautions, limitations, restrictions, dates and directions for use and weeds controlled.</li> <li>Gramoxone Inteon may be tank mixed with the following herbicides: Devrinol®, Goal, Karmex®, Krovar® I Herbicides, Princep, Sinbar, Surflan, Solicam®.</li> </ul>
<b>TYFON</b> (New Hampshire only)	3	Preplant Preemergence	2.5-4.0 pts.	Ground: 10 gals.	-	<ul style="list-style-type: none"> <li>Seeding should be done with a minimum of soil disturbance.</li> <li>Weeds and grasses emerging after treatment will not be controlled.</li> <li>Crop plants emerged at time of application will be injured.</li> </ul>

Crop	Maximum Number of Applications Per Year	Use Pattern	Gramoxone Inteon Rate Per Acre	Minimum Total Spray Per Acre	Grazing or Preharvest Interval (Days)	Precautions, Restrictions and Comments
<b>VEGETABLES (SEE CUCURBITS BELOW)</b> (Seeded or Transplanted) Beans (Lima, Snap) Broccoli Cabbage Carrots Cauliflower Cavalo Broccolo Chinese Cabbage Collards Eggplant Endive (Escarole) Groundcherry Lettuce  Peas Pepino Peppers  Sweet Corn Tomatillo Turnips Tomatoes	3	Preplant Preemergence	2.0-4.0 pts.	Ground: 10 gals. Air: 5 gals.	-	<ul style="list-style-type: none"> <li>Seedbeds or plantbeds should be formed as far ahead of treatment as possible to permit maximum weed emergence.</li> <li>Applications can be made as a banded or broadcast treatment before, during or after planting but prior to the crop emergence.</li> <li>Use the higher rate for heavier weed infestations.</li> <li>Seeding or transplanting should be done with a minimum amount of soil disturbance.</li> <li>Crop plants emerged at time of application will be killed.</li> <li>Can be used in fallow bed/stale seedbed for weed control alone or tank mixed with Goal. Consult the Goal label for a list of weeds controlled, rates of application and precautions.</li> <li>Do not harvest tomatoes within 30 days after application.</li> </ul>



Crop	Maximum Number of Applications Per Year	Use Pattern	Gramoxone Inteon Rate Per Acre	Minimum Total Spray Per Acre	Grazing or Preharvest Interval (Days)	Precautions, Restrictions and Comments
<b>VEGETABLES, CUCURBITS</b> (Seeded or Transplanted)  Cantaloupe Chayote Fruit Chinese Waxgourd Citron Melon Cucumber Gherkin Gourd, Edible <i>Momordica</i> spp. Musk Melons Pumpkin Squash Watermelons	3	Preplant Preemergence	2.0-4.0 pts.	Ground: 10 gals. Air: 5 gals.	-	<ul style="list-style-type: none"> <li>Seedbeds or plantbeds should be formed as far ahead of treatment as possible to permit maximum weed emergence.</li> <li>Do not exceed 10 pints of Gramoxone Inteon (2.5 lb. active ingredient) per acre per season.</li> <li>If multiple applications, allow 14 days between applications.</li> <li>Applications can be made as a banded or broadcast treatment before, during or after planting but prior to the crop emergence.</li> <li>Use the higher rate for heavier weed infestations.</li> <li>Seeding or transplanting should be done with a minimum amount of soil disturbance.</li> <li>Crop plants emerged at time of application will be killed.</li> <li>Can be used in fallow bed/stale seedbed for weed control.</li> </ul>

610894

-60-

Crop	Maximum Number of Applications Per Year	Use Pattern	Gramoxone Inteon Rate Per Acre	Minimum Total Spray Per Acre	Grazing or Preharvest Interval (Days)	Precautions, Restrictions and Comments
<b>VEGETABLES</b> Eggplant Tomatoes Peppers	3	Directed Spray	2.0 pts.	Ground: 10 gals.	-	<ul style="list-style-type: none"> <li>For control or suppression of emerged weeds between rows after crop establishment.</li> <li>Use precision directed spray application equipment adjusted to prevent spray contact with crop plants. Do not exceed 30 psi nozzle pressure or spray under conditions which may cause excessive drift.</li> <li>Apply when weeds are succulent and weed growth is less than 6".</li> <li>Do not apply more than 3 applications per season.</li> <li>Do not allow animals to graze in treated areas.</li> <li>Do not harvest tomatoes within 30 days after application.</li> </ul>
<b>VEGETABLES</b> Tomatoes	2	After Final Harvest	2.4-3.75 pts.	Ground: 40-120 gals.	-	<ul style="list-style-type: none"> <li>Apply in 40-120 gallons of water per acre.</li> <li>Add NIS containing 75% or more surface active agent at 0.125 v/v (1 pt./100 gals. spray solution).</li> <li>Thorough coverage of the tomato vines is required to ensure maximum herbicide burndown.</li> <li>Use of dirty or muddy water may deactivate Gramoxone Inteon.</li> <li>To help facilitate removal of Sweet Potato Whitefly, burn tomato vines with propane burners as soon as possible after the vines have dried down sufficiently.</li> <li>DO NOT apply more than a total of 1.875 lbs. active ingredient (paraquat) per acre per season.</li> <li>To minimize drift, do not use nozzles or nozzle configurations which produce fine spray droplets (mist).</li> </ul>
<b>VEGETABLES</b> (California, Washington, Oregon, Idaho only) Lettuce Melon Sugar Beets Tomatoes	2	Broadcast	0.75-1.0 pts.	Ground: 10 gals. Air: 5 gals.	-	<ul style="list-style-type: none"> <li>For control of volunteer barley in preformed seedbeds.</li> <li>Do not harvest tomatoes within 30 days after application.</li> </ul>

-61-

Crop	Maximum Number of Applications Per Year	Use Pattern	Gramoxone Inteon Rate Per Acre	Minimum Total Spray Per Acre	Grazing or Preharvest Interval (Days)	Precautions, Restrictions and Comments
VEGETABLES Rhubarb	2	Dormant	2.5-4.0 pts.	Ground: 10 gal's.	-	<ul style="list-style-type: none"><li>• Apply during dormant season before buds in crown begin to grow.</li><li>• Do not make more than 2 applications per season.</li></ul>



## ALFALFA

**Table 2. New Seedlings - Suppression and control of broadleaf weeds and grasses in new alfalfa seedlings grown for hay (California only)**

For Control of:	Rate/Acre	
	For Suppression	For Control
Spikeweed (4 inches tall or less)	8 fl. oz.	16-24 fl. oz.
Volunteer Small Grain (8 inches tall or less)	8-16 fl. oz.	32 fl. oz.
Fiddleneck (6 inches tall or less)	8-16 fl. oz.	32 fl. oz.
Shepherdspurse	16-32 fl. oz.	-
Annual Bluegrass	-	16-32 fl. oz.
Chickweed	-	16-32 fl. oz.
Red Maids (6 inches tall or less)	-	16-32 fl. oz.

Do not use the 8.0 fl. oz. rate unless the alfalfa has at least 3 trifoliate leaves; the 16.0 fl. oz. rate unless the alfalfa has 6 trifoliate leaves; or rates over 16.0 fl. oz. unless there are 9 trifoliate leaves.

## RESIN SOAKING

Pines (Loblolly, Shortleaf, Longleaf, Slash, Virginia, Pond, Pitch, and Spruce Pines)

**Tree Selection** - Select trees to be treated from stands on sites not subject to periods of extreme drought stress as the desiccating effect of Gramoxone Inteon to pines is accentuated during such periods, causing a reduction in the amount of oleoresin deposited in the xylem. Select trees to be treated from vigorous, nonstagnated stands, either natural or planted. In stagnated stands or commercial timber stands, plan treating with Gramoxone Inteon not sooner than three years after a commercial thinning.

**Application Directions** - Apply Gramoxone Inteon diluted in water to a suitable wound in the tree trunk to bring the treatment into contact with the xylem (sapwood).

**Bark Streaks or Cuts:** This type of wound is made using a standard or rotary bark hack or a chainsaw chipping tool employed in naval stores work to remove a single 1-inch wide streak of bark about 1-2 ft. from ground level. The total length should not exceed 1/3 of the tree circumference. Multiple streaks or cuts can result in serious girdling of the trunk and premature death of the tree. A coarse spray (about 1.7-5.0 ml.) Gramoxone Inteon solution (1-5% cation, wt./wt. basis) should be applied to runoff to the exposed xylem, using a low-pressure sprayer. The amount of spray required per cut depends on tree circumference and the length of cut or streak (1/3 of

circumference). For a 9-inch diameter tree, 3 ml. of spray will cover the 1-inch wide streak. Using 3 ml. of a 3 or 6% Gramoxone Inteon solution will result in application of 60 or 120 mg. Gramoxone Inteon per streak.

**Time of Treatment:** Resin soaking can occur from treatments made any time of the year; however, cool season treatments under nondrought conditions usually result in less severe pine beetle infestations and longer tree life.

**Interval Between Treatment and Tree Harvest:** The interval between application of Gramoxone Inteon and tree harvest should be a minimum of 6 months and preferably from 12-24 months. Intervals of over 6 months may not be possible under conditions of drought or serious pine beetle attacks, which may make early harvest necessary. The Gramoxone Inteon treatment may encourage beetle attack, or may cause premature death of the tree. Desiccation of the xylem tissue, rather than the desired resin soaking, may occur, and is more likely at higher dosage rates.

**Effect on Stem Growth:** Gramoxone Inteon treatment can result in reduced stem growth during the interval between treatment and tree harvest.

Dilution Table for Gramoxone Inteon (2.0 lbs. cation per gallon):	
Concentration of Cation Desired (Wt./Wt. Basis)	To 1 Gallon of Gramoxone Inteon Add the Following No. Gals. of Water:
0.2%	118.8
0.5%	46.8
1.0%	22.9
2.0%	10.9
3.0%	6.9
4.0%	4.9
5.0%	3.7

Crop	Maximum Number of Applications Per Year	Use Pattern	Gramoxone Inteon Rate Per Acre	Minimum Total Spray Per Acre	Grazing or Preharvest Interval (Days)	Precautions, Restrictions and Comments
<b>CONSERVATION RESERVE, FEDERAL SET-ASIDE, CONSERVATION COMPLIANCE PROGRAMS</b> (For use in compliance with the Federal Conservation Reserve Program or Federal set-aside programs).	3	Broadcast	2.5-4.0 pts.	Ground: 10 gals. Air: 5 gals.	-	<ul style="list-style-type: none"> <li>For improved emerged weed control or extended weed control, Gramoxone Inteon may be tank mixed with other herbicides registered for this use. Refer to tank mix herbicide labels for specific directions, limitations, cautions and for a list of weeds controlled.</li> </ul>
<b>NONCROP USES</b>	10	Broadcast or Spot Treatment	2.5-4.0 pts.	Ground: 10 gals.	-	<ul style="list-style-type: none"> <li>For use in noncrop areas such as public airports, electric transformer stations, pipeline pumping stations, around commercial buildings, storage yards and other installations, fence lines or similar noncrop areas.</li> <li>Avoid contact with the foliage of ornamentals or desired plants.</li> </ul>
<b>PASTURE RESEEDING</b> For suppression of existing sod and undesirable emerged broadleaf weeds and grasses prior to or at time of planting grasses or forage legumes	3	Broadcast	1.0-2.0 pts.	Ground: 10 gals. Air: 5 gals.	See specific geographic comments	<p><b>West of Cascade and Sierra Nevada Mountains</b></p> <ul style="list-style-type: none"> <li>Apply in October through December after first fall rains and after weeds have emerged and sod has started new growth.</li> <li>For best seeding results, apply on moderately to heavily grazed areas.</li> <li>Do not use in areas with heavy sod and weed growth.</li> </ul> <p><b>East of Rocky Mountains</b></p> <ul style="list-style-type: none"> <li>Use the 2.0 pt. rate on vigorous or coarse sod species such as brome grass.</li> <li>Apply prior to, or at time of seeding grasses or forage legumes.</li> <li>Apply only to grazed or mowed pastures not more than 3" in height at time of treatment.</li> </ul>



Crop	Maximum Number of Applications Per Year	Use Pattern	Gramoxone Inteon Rate Per Acre	Minimum Total Spray Per Acre	Grazing or Preharvest Interval (Days)	Precautions, Restrictions and Comments
						<b>Bermudagrass or Bahiagrass Sods</b> <ul style="list-style-type: none"> <li>• Apply in late summer or early fall to sod not exceeding 3 inches in height.</li> <li>• For control of emerged Little Barley, apply in February or March before the midboot stage of Little Barley.</li> </ul>
						<b>Bermudagrass and Coastal Bermudagrass Pastures</b> <ul style="list-style-type: none"> <li>• Apply when bermudagrass is dormant.</li> <li>• For control of little barley, apply before the mid-boot stage.</li> <li>• Do not mow for hay until 40 days after treatment.</li> </ul>
For Control of Endophyte-Fungus-Infected Fescue Forage Legume/Grass Mixture and Other Grass Pastures	2	Broadcast (Split Application)	1.0-2.0 pts. followed by 1.0-2.0 pts.	Ground: 10 gals.	-	<ul style="list-style-type: none"> <li>• Use split applications of 10-21 days apart if necessary.</li> <li>• Do not exceed 4.0 pts./A total in preparation for reseeding.</li> <li>• For spring plantings, the initial application of 1.0-2.0 pts. may be made the previous fall.</li> <li>• Apply when fescue is actively growing and no more than 4" high.</li> <li>• To reduce the infestation of endophyte-infested grass, do not allow fescue to go to seed starting with the preceding year's crop.</li> </ul>

Crop	Maximum Number of Applications Per Year	Use Pattern	Gramoxone Inteon Rate Per Acre	Minimum Total Spray Per Acre	Grazing or Preharvest Interval (Days)	Precautions, Restrictions and Comments
<p>*For Prickly Pear Desiccation in Pastures</p> <p>*Not for use in California.</p>	10	Spot Sprays	1.0 fl. oz. per gallon of water	Spray to wet weed foliage		<ul style="list-style-type: none"> <li>Knapsack, backpack sprayers, pump-up pressure sprayers, hand-guns, hand wands, and other hand-held equipment can be used to direct the spray onto weed foliage for spray to wet applications.</li> <li>Mix 1.0 fl. oz. of Gramoxone Inteon and 1/3 fl. oz. of a nonionic surfactant per gallon of water.</li> <li>Spray coverage should be uniform and provide complete cover of all green prickly pear foliage.</li> <li>Apply in May through September for best desiccation results.</li> <li>Do not use more than 2.5 pts. of Gramoxone Inteon per acre per year.</li> <li>Apply only to pastures with no more than 3" of height at time of treatment.</li> <li>For improved desiccation and perennial control of Prickly pear, tank mix with Grazon P+D Specialty Herbicide at a rate of 1-2 fl. oz. per gallon of water.</li> <li>Refer to the Grazon P+D Specialty Herbicide label for directions, restrictions, and precautions.</li> </ul>
<p>*For Juniper Species leaf moisture reduction or desiccation prior to Prescribed burning of pastures</p> <p>*Not for use in California.</p>	10	Broadcast	2.0 pts.	Air: 5 gals.		<ul style="list-style-type: none"> <li>Use only in conjunction with prescribed burning as recommended and monitored by local SCS or University and Extension Range Specialists.</li> <li>Apply during hot, dry weather conditions (generally July and August).</li> <li>Use 2% v/v nonionic surfactant in a minimum of 5 gpa spray solution.</li> <li>Juniper leaf moisture content should be monitored; however, maximum leaf moisture reduction generally occurs 3-4 weeks after Gramoxone Inteon application.</li> <li>Significant soil moisture and/or wet weather conditions prior to or after application will decrease the potential for Juniper Crown burns.</li> <li>Cool or humid weather conditions also adversely affect leaf moisture reduction.</li> <li>Do not graze livestock after application or prior to burning.</li> </ul>

Crop	Maximum Number of Applications Per Year	Use Pattern	Gramoxone Inteon Rate Per Acre	Minimum Total Spray Per Acre	Grazing or Preharvest Interval (Days)	Precautions, Restrictions and Comments
*Native Pastures	2	Broadcast	1.5-1.8 pts.	Ground: 10 gals. Air: 5 gals.		<ul style="list-style-type: none"> <li>• Apply Gramoxone Inteon for control of Downy and Japanese Brome.</li> <li>• Apply in spring after 90% node formation of brome species, but before full bloom.</li> <li>• Emerged native perennial grasses will be burned by application, but application after 90% node formation will allow adequate time for native grasses to recover and attain maximum growth in the use season.</li> <li>• Do not apply more than 1.8 pts. Gramoxone Inteon per year.</li> <li>• Apply only to pastures with no more than 3" of height at time of treatment.</li> </ul>
*Not for use in California.						



<b>Conversion Table</b> <b>Gramoxone Inteon to Be Applied</b>			
<b>Ounces</b>	<b>Pints</b>	<b>Lb. a.i.</b>	<b>Acres/Gallon</b>
16.0	1.0	0.25	8.00
24.0	1.5	0.375	6.00
32.0	2.0	0.5	4.00
40.0	2.5	0.625	3.20
48.0	3.0	0.75	2.66
56.0	3.5	0.875	2.28
64.0	4.0	1.00	2.00

**SPECIAL LOCAL USES**

<b>Crop</b>	<b>Maximum Number of Applications</b>	<b>Use Pattern</b>	<b>Gramoxone Inteon Rate/Acre</b>	<b>Minimum Total Spray per Acre</b>	<b>Grazing or Preharvest Interval</b>	<b>Precautions, Restrictions and Comments</b>
<b>GRASSES</b>  (Kentucky Bluegrass grown for seed only)  For Use Only in the state of Minnesota	2	Post Harvest Desiccation  to facilitate burning	1.5-2.25 pts.	Ground: 10 gals.  Air: 5 gals.	-	<ul style="list-style-type: none"> <li>For use on Kentucky bluegrass seed production fields in Minnesota as a post-harvest application to facilitate burning.</li> <li>Add a nonionic surfactant at a rate of 1 pint per 100 gals. (75% or greater surface active ingredient) or 2 pints per 100 gallons (50-74% surface active ingredient).</li> <li>Make application 1-4 weeks after harvest and wait 3-7 days before burning fields.</li> <li>Do not graze or feed hay from treated fields prior to burning.</li> <li>Do not apply this product through any type of irrigation system.</li> </ul>
<b>PEANUTS</b>  For Use Only in the States of Florida and Georgia	2	Broadcast Prior to Planting	1.9-3.75 pts.	Ground: 10 gals.	-	<ul style="list-style-type: none"> <li>For burndown of weeds in peanut fields prior to planting.</li> <li>Use the higher rate on dense populations and/or on larger or harder to control weeds. Apply when weeds are actively growing and between 1" to 6" in height. Vegetation 6" or taller may not be controlled.</li> <li>Gramoxone Inteon may be tank-mixed with other herbicides registered for this use for improved weed control.</li> <li>Always add either: 1) Nonionic surfactant containing 75% or more surface agent at 0.25% v/v (2 pints per 100 gallons), of the finished spray volume, <b>OR</b> 2) Crop oil concentrate (non phytotoxic) containing 15 to 20% approved emulsifier, at 1% v/v (1 gallon per 100 gallons) of the finished spray volume).</li> <li>Weeds emerging after application will not be controlled.</li> <li>DO NOT apply by air.</li> </ul>

-70-

Crop	Maximum Number of Applications	Use Pattern	Gramoxone Inteon Rate/Acre	Minimum Total Spray per Acre	Grazing or Preharvest Interval	Precautions, Restrictions and Comments
<b>POTATO</b>  (late blight disease control)  For Use Only in the State of Maine	2	Broadcast  for control of late blight disease	2.5 pts.	Ground: 20 gals.	-	<ul style="list-style-type: none"> <li>• For Desiccation of Potato Plants to Control Late Blight Disease</li> <li>• <b>This is a CROP DESTRUCT use. Crop must be destroyed and tubers not allowed to enter channels of trade. All tubers must be disked-in after desiccation.</b></li> <li>• Apply broadcast over-the-top of infected plants.</li> <li>• Add a nonionic surfactant at 1.0 quart per 100 gallons of spray mix.</li> <li>• Make a second application if necessary to obtain additional desiccation where vine growth is dense.</li> <li>• Allow a minimum of 5 days between applications.</li> <li>• Do not graze livestock in treated area.</li> <li>• Do not apply this product through any type of irrigation system.</li> </ul>



-71-

Crop	Maximum Number of Applications	Use Pattern	Gramoxone Inteon Rate/Acre	Minimum Total Spray per Acre	Grazing or Preharvest Interval	Precautions, Restrictions and Comments
<b>STRAWBERRIES</b>  (Post-Harvest)  For Use Only in the State of Florida.	3	Broadcast	1.95 pts.	Ground: 30 gals.	-	<ul style="list-style-type: none"> <li>For desiccation of strawberry plants in Florida following harvest.</li> <li>Use flat fan nozzles for the most effective application.</li> <li>Always use one of the following: 1) A nonionic surfactant containing 75% or more surface-active agent at 0.125% v/v (1 pint per 100 gals.) or a nonionic surfactant containing 50-74% surface-active agent at 0.25% v/v (2 pints per 100 gals.), of the finished spray volume, <b>OR</b> 2) A crop oil concentrate (non phytotoxic) containing 15-20% approved emulsifier, at 1.0% v/v (1 gal./100 gals. ) of the finished spray volume.</li> <li>For use only on fields where harvest operations have finished for the season. DO NOT use treated fruit for human or animal consumption.</li> <li>DO NOT apply more than 5.85 pts. of Gramoxone Inteon per acre per season.</li> <li>DO NOT apply when weather conditions favor drift from treated areas.</li> <li>DO NOT graze livestock in treated areas.</li> <li>Do not apply this product through any type of irrigation system.</li> </ul>

Crop	Maximum Number of Applications	Use Pattern	Gramoxone Inteon Rate/Acre	Minimum Total Spray per Acre	Grazing or Preharvest Interval	Precautions, Restrictions and Comments
<b>SUGARCANE</b>  For Use Only in the State of Louisiana	2	Broadcast  Prior to Sugarcane Emergence  Or  When Sugarcane has No More Than 4 Leaves	1.9-3.75 pts.	Ground: 10 gals.  Air: 5 gals.	30 days	<ul style="list-style-type: none"> <li>For control of annual ryegrass and other weeds prior to or after crop emergence (but only when sugarcane has no more than four leaves) in sugarcane in Louisiana.</li> <li>For improved burndown and residual control, tank mix Gramoxone Inteon with atrazine or diuron (Karmex or Direx).</li> <li>For best results, apply when weeds and grasses are succulent and weed growth is 1 to 6 inches.</li> <li>Use higher rates for larger weeds.</li> <li>Do not exceed 6 pts. Gramoxone Inteon per acre per season.</li> <li>Failure to add a nonionic surfactant or crop oil concentrate will result in reduced performance of Gramoxone Inteon. Add either: 1) a nonionic surfactant containing 75% or more surface-active agent at 0.125% v/v (1 pt. per 100 gals), <b>OR</b> 2) add a nonionic surfactant containing 50-74% surface-active agent at 0.25% v/v (2 pts. per 100 gals.), of the finished spray volume for ground applications. For aerial applications, add 1) a nonionic surfactant at 0.25% v/v (2pts. per 100 gals.) of the finished spray volume, <b>OR</b> 2) A crop oil concentrate (nonphytotoxic) containing 15-20% approved emulsifier, at 1.0% v/v (1gal. per 100 gals.) of the finished spray volume for ground applications. For aerial applications, add 1 pt. of crop oil concentrate per acre.</li> <li>Do not apply this product through any type of irrigation system.</li> <li>Do not graze treated areas or feed treated forage to livestock.</li> </ul>

Crop	Maximum Number of Applications	Use Pattern	Gramoxone Inteon Rate/Acre	Minimum Total Spray per Acre	Grazing or Preharvest Interval	Precautions, Restrictions and Comments
<b>TOBACCO</b>  For Use Only In the States of Kentucky, North Carolina and Tennessee	2	Broadcast  Prior to Transplant of Tobacco	2.4-3.75 pts.	Ground: 10 gals.	-	<ul style="list-style-type: none"> <li>For burndown of weeds and cover crops during early Spring prior to transplant of tobacco.</li> <li>Do not graze treated areas or feed treated cover crops to livestock.</li> <li>Use the higher rate on dense populations and/or on larger or harder to control weeds.</li> <li>Apply when weeds or cover crop are actively growing and between 1" to 6" in height.</li> <li>Vegetation 6" or taller may not be controlled.</li> <li>Weeds that emerge after the application will not be controlled.</li> <li>Gramoxone Inteon may be tank-mixed with other herbicides registered for this use for improved burndown.</li> <li>Add either: 1) A non ionic surfactant containing 75% or more surface active agent at 0.25% v/v (2 pts. per 100 gals.), of the finished spray volume for ground applications, <b>OR</b> 2) A Crop Oil Concentrate (non-phytotoxic) containing 15-20% approved emulsifier, at 1.0% v/v (1 gal. per 100gals.) of the finished spray volume.</li> </ul>



Crop	Maximum Number of Applications	Use Pattern	Gramoxone Inteon Rate/Acre	Minimum Total Spray per Acre	Grazing or Preharvest Interval	Precautions, Restrictions and Comments
<b>TREES AND VINES</b>  <b>MACADAMIA NUTS</b>  For Use Only in the State of Hawaii	4	Directed Spray  for application to control weeds while macadamia nuts are on the ground.	1.9 pts.	Ground: 30 gals.	1 day	<ul style="list-style-type: none"> <li>• Application must be a directed spray at 1.9 pints Gramoxone Inteon applied in 30 to 150 gals. per acre.</li> <li>• Add Spreader (nonionic) at 8 to 32 fl. oz. per 100 gals.</li> <li>• Apply when weeds and grasses are 1-6" high.</li> <li>• For mature woody weeds, green suckers, late germinating weeds and grasses and for perennials -- retreatment or spot treatment may be necessary.</li> <li>• Do not allow spray to contact green stems or foliage, as injury may result.</li> <li>• Do not spray under windy conditions and use a shield for young trees.</li> <li>• Do not allow animals to graze on treated areas.</li> <li>• Harvest is permitted after applications have been made to nuts on the ground.</li> <li>• <b>Treatments should be made immediately after harvest to minimize the number of nuts on the ground at the time of application.</b></li> <li>• Do not apply through any type of irrigation system.</li> </ul>
<b>TREES AND VINES</b>  <b>GRAPES</b>  For Use Only in the State of California	1	Broadcast  aerial application to dormant vines	1.1-1.9 pts.	Air: 10 gals.		<ul style="list-style-type: none"> <li>• Gramoxone Inteon can be applied by air for control of emerged annual weeds in grapes (dormant application).</li> <li>• Apply when weeds are succulent and growth is from 1 to 6 inches high.</li> <li>• Add a nonionic surfactant containing 50% surface-active agent at 1-2 pts. per 100 gallons of the finished spray volume.</li> <li>• Do not apply more than once per season.</li> <li>• Do not enter treated field within 24 hours after application.</li> <li>• Do not apply if internal tissues of the buds are exposed as injury to the developing buds will result.</li> </ul>

Crop	Maximum Number of Applications	Use Pattern	Gramoxone Inteon Rate/Acre	Minimum Total Spray per Acre	Grazing or Preharvest Interval	Precautions, Restrictions and Comments
<b>TULIP, NARCISSUS, IRIS</b>  For Use Only in the State of Washington	2	Broadcast Spray  prior to bulb emergence	1.9-3.75 pts.	Ground: 30 gals.	-	<ul style="list-style-type: none"> <li>For control of annual and broadleaf weeds and grasses in tulips, narcissus and iris.</li> <li>When using this product in Eastern Washington, refer to the Washington State Department of Agriculture's restrictions on the use of desiccant herbicides.</li> <li>Add a nonionic surfactant containing at least 50% surface active ingredient at 1 – 2 pints per 100 gals. of dilute spray.</li> <li>Gramoxone Inteon is a contact-type herbicide. It is essential to obtain complete coverage of target weeds to get good control.</li> <li>Do not apply this product through any type of irrigation system.</li> </ul>
<b>VEGETABLES, CUCURBITS</b>  Cucumber Gherkin Pumpkin Squash Watermelon Muskmelon Citron melon Chayote Chinese waxgourd Gourd, edible <i>Momordica</i> spp.  For Use Only in the State of California	3	Directed Spray or Spot Spray	1.9 pts.	Ground: 20 gals.	1 day	<ul style="list-style-type: none"> <li>For control of emerged weeds between rows after crop establishment.</li> <li>Always add a nonionic surfactant containing 50% surface-active agent at 1-2 pts. per 100 gals. of the finished spray volume.</li> <li>Do not harvest within one (1) day of application.</li> <li>Do not enter treated field within 24 hours after application.</li> <li>Do not allow spray to contact cucurbit foliage or fruit as crop damage will occur and render fruit unfit for sale.</li> <li>Do not apply this product through any type of irrigation system (chemigation).</li> <li>Do not allow animals to graze in treated areas.</li> </ul>

Crop	Maximum Number of Applications	Use Pattern	Gramoxone Inteon Rate/Acre	Minimum Total Spray per Acre	Grazing or Preharvest Interval	Precautions, Restrictions and Comments
<b>VEGETABLES, CUCURBITS</b>  Cucumber Gherkin Pumpkin Squash Watermelon Muskmelon Citron melon Chayote Chinese waxgourd Gourd, edible <i>Momordica</i> spp.  For Use Only in the State of Tennessee	3	Directed Spray or Shielded Spray	1.9-2.4 pts.	Ground: 20 gals.	1 day	<ul style="list-style-type: none"> <li>For control of emerged weeds between rows after crop establishment.</li> <li>Do not exceed 30 psi nozzle pressure or spray under conditions which may cause excessive drift.</li> <li>Do not use on soils with less than 5% clay.</li> <li>Do not allow animals to graze in treated areas.</li> <li>Apply when weeds are succulent and weed growth is less than 6".</li> <li>Always use a high quality non-ionic surfactant.</li> <li>DO NOT allow spray to contact green stems or foliage, as injury may result.</li> <li>DO NOT apply this product through any type of irrigation system.</li> <li>Use precision directed spray equipment adjusted to prevent spray contact with crop plants.</li> </ul>
<b>VEGETABLES</b>  Cucumber Melons Pumpkin Squash  For Use Only in the States of Georgia, Maine, Maryland, Pennsylvania, and Virginia	3	Directed/Shielded Spray	1.95 pts.	Ground: 20 gals.	-	<ul style="list-style-type: none"> <li>For control or suppression of emerged weeds between rows after crop establishment.</li> <li>Use precision directed spray equipment adjusted to prevent spray contact with crop plants.</li> <li>Do not exceed 30 psi nozzle pressure or spray under conditions which may cause excessive drift.</li> <li>Do not use on soils with less than 5% clay.</li> <li>Do not allow animals to graze in treated areas.</li> <li>Apply when weeds are succulent and weed growth is less than 6".</li> <li>Always use a high quality non-ionic surfactant.</li> <li>DO NOT allow spray to contact green stems or foliage, as injury may result.</li> <li>DO NOT apply this product through any type of irrigation system.</li> </ul>



Crop	Maximum Number of Applications	Use Pattern	Gramoxone Inteon Rate/Acre	Minimum Total Spray per Acre	Grazing or Preharvest Interval	Precautions, Restrictions and Comments
<b>VEGETABLES</b>  Cucumber Melons Pumpkin Squash  For Use Only in the State of Delaware	3	Directed/Shielded Spray	1.95 pts.	Ground: 20 gals.	-	<ul style="list-style-type: none"> <li>For control or suppression of emerged weeds between rows after crop establishment.</li> <li>Use precision directed spray equipment adjusted to prevent spray contact with crop plants.</li> <li>Add either: 1) A non ionic surfactant containing 75% or more surface active agent at 0.25% v/v (2 pts. per 100 gals.), of the finished spray volume for ground applications, <b>OR</b> 2) Crop Oil Concentrate (non-phytotoxic) containing 15-20% approved emulsifier, at 1.0% v/v (1 gal. per 100 gals.) of the finished spray volume.</li> <li>Apply when weeds are 6" or less in height and actively growing.</li> <li>Do not exceed 30 psi nozzle pressure or spray under conditions which may cause excessive drift.</li> <li>Do not allow spray to contact green stems or foliage, as injury may result.</li> <li>Do not use on soils with less than 5% clay.</li> <li>Do not allow animals to graze in treated areas.</li> <li>Do not apply after bloom.</li> <li>DO NOT apply this product through any type of irrigation system.</li> </ul>

Crop	Maximum Number of Applications	Use Pattern	Gramoxone Inteon Rate/Acre	Minimum Total Spray per Acre	Grazing or Preharvest Interval	Precautions, Restrictions and Comments
<b>VEGETABLES</b>  Cucumber Melons Pumpkin Squash  For Use Only in the State of Hawaii	3	Directed/Shielded Spray	1.9 pts.	Ground: 20 gals.	8 days	<ul style="list-style-type: none"> <li>For control or suppression of emerged weeds between rows after crop establishment.</li> <li>Use properly configured precision spray equipment to avoid contact of spray with the crop.</li> <li>Apply when weeds are 6" or less in height and actively growing.</li> <li>Always use a high quality nonionic surfactant or a crop oil concentrate.</li> <li>Use even flat fan tips at 20 to 30 psi pressure at the nozzle, or use twin even flat spray or hollow cone spray tips at 30 psi pressure at the nozzle. Do not use tips that require higher operating pressures making spray droplets susceptible to drift. Do not use tips that produce large droplets as performance will be reduced.</li> <li>Do not allow spray to contact green stems or foliage, as injury may result.</li> <li>Avoid excessive speed as it may cause spray to contact the crop when the boom bounces.</li> <li>Do not spray in high wind favoring drift into the crop.</li> <li>Do not use on soils with less than 5% clay.</li> <li>Do not apply after first bloom and within eight (8) days of harvest.</li> <li>Do not harvest within eight (8) days of application.</li> <li>Do not allow animals to graze in treated areas.</li> <li>DO NOT apply this product through any type of irrigation system.</li> </ul>

Crop	Maximum Number of Applications	Use Pattern	Gramoxone Inteon Rate/Acre	Minimum Total Spray per Acre	Grazing or Preharvest Interval	Precautions, Restrictions and Comments
<b>VEGETABLES</b>  Cucumber Melons Pumpkin Squash  For Use Only in the State of New Jersey	3	Directed/Shielded Spray	1.95 pts.	Ground: 20 gals.	14 days	<ul style="list-style-type: none"> <li>For control or suppression of emerged weeds between rows after crop establishment.</li> <li>Use precision directed spray equipment adjusted to prevent spray contact with crop plants.</li> <li>Add either: 1) A non ionic surfactant containing 75% or more surface active agent at 0.25% v/v (2 pts. per 100 gals.), of the finished spray volume for ground applications, <b>OR</b> 2) Crop Oil Concentrate (non-phytotoxic) containing 15-20% approved emulsifier, at 1.0% v/v (1 gal. per 100 gals.) of the finished spray volume.</li> <li>Apply when weeds are 6" or less in height and actively growing.</li> <li>Do not exceed 30 psi nozzle pressure or spray under conditions which may cause excessive drift.</li> <li>Do not allow spray to contact green stems or foliage, as injury may result.</li> <li>Do not use on soils with less than 5% clay.</li> <li>Do not allow animals to graze in treated areas.</li> <li>Do not harvest within 14 days after application.</li> <li>Do not apply after bloom.</li> <li>Do not apply this product through any type of irrigation system.</li> </ul>



-80-

Crop	Maximum Number of Applications	Use Pattern	Gramoxone Inteon Rate/Acre	Minimum Total Spray per Acre	Grazing or Preharvest Interval	Precautions, Restrictions and Comments
<b>VEGETABLES</b>  Melons  For Use Only in the State of Florida	3	Postemergence Directed Spray	1.9-3.75 pts.	Ground: 40 gals.	-	<ul style="list-style-type: none"> <li>For kill of emerged annual weeds and for top kill and suppression of emerged perennial weeds.</li> <li>Apply when weeds are succulent and weed growth is less than 6", larger weeds are less affected and may not be controlled.</li> <li>Do not allow spray to contact melon plants as injury or excessive residue may result.</li> <li>Apply with conventional ground equipment directing spray between the rows and use shields to prevent spray contact with crop plants.</li> <li>Add a nonionic surfactant at 16 to 32 fl. oz. per 100 gals. of spray mix.</li> <li>Do not allow animals to graze in treated areas.</li> <li>DO NOT apply this product through any type of irrigation system.</li> <li>Weeds and grasses emerging after application will not be controlled.</li> </ul>
<b>VEGETABLES</b>  Cabbage Cucumber Melons Squash  For Use Only in the State of Ohio	3	Directed Spray	2.25 pts.	Ground: 20 gals.	-	<ul style="list-style-type: none"> <li>For control or suppression of emerged weeds between rows after crop establishment.</li> <li>Use precision directed spray equipment adjusted to prevent spray contact with crop plants.</li> <li>Do not exceed 30 psi nozzle pressure or spray under conditions which may cause excessive drift.</li> <li>Do not use on soils with less than 5% clay.</li> <li>Do not allow animals to graze in treated areas.</li> <li>Apply when weeds are succulent and weed growth is less than 6".</li> <li>Always use a high quality non-ionic surfactant.</li> <li>DO NOT allow spray to contact green stems or foliage, as injury may result.</li> <li>DO NOT apply this product through any type of irrigation system.</li> </ul>

Crop	Maximum Number of Applications	Use Pattern	Gramoxone Inteon Rate/Acre	Minimum Total Spray per Acre	Grazing or Preharvest Interval	Precautions, Restrictions and Comments
<b>VEGETABLES</b>  Cabbage Lettuce  For Use Only in the State of Florida	3	Directed Spray	1.2-1.9 pts.	Ground: 40 gals.	-	<ul style="list-style-type: none"> <li>For postemergence directed spray - shielded application to control weeds in row middles in cabbage (including tight head Chinese cabbage) and lettuce.</li> <li>Apply with conventional ground equipment directing spray between the rows and using shields to prevent spray contact with crop plants.</li> <li>Apply when weeds and grasses are succulent and weed growth is 1 to 6 inches high.</li> <li>Weeds emerging after application will not be controlled.</li> <li>Do not allow spray to contact crop as injury or excessive residues may result.</li> <li>Outer leaves should be stripped at the time of harvest.</li> <li>Do not allow animals to graze in treated areas.</li> <li>Do not apply where Gramoxone Inteon (or other paraquat containing product) has been used as a preplant preemergence spray.</li> <li>For cabbage, add either: 1) a nonionic surfactant at 0.25% v/v (or 32 fl. oz.) per 100 gals. of spray mix, <b>OR</b> 2) a nonphytotoxic crop oil concentrate containing 15 to 20% approved emulsifier, at 1.0% v/v (1 gal. per 100 gals.) of the finished spray volume.</li> <li>For lettuce, add a nonionic surfactant at 0.25% v/v (or 32 fl. oz.) per 100 gals. of spray mix.</li> <li>DO NOT apply this product through any type of irrigation system.</li> </ul>

Crop	Maximum Number of Applications	Use Pattern	Gramoxone Inteon Rate/Acre	Minimum Total Spray per Acre	Grazing or Preharvest Interval	Precautions, Restrictions and Comments
<b>VEGETABLES</b> (vine desiccation) For Use Only in the States of Delaware and Georgia	2	Broadcast Spray Post-Harvest	2.25-3 pts.	Ground: 10 gals.		<ul style="list-style-type: none"> <li>For post-harvest desiccation of vegetable vines.</li> <li>Apply as a broadcast spray over-the-top of plants following harvest.</li> <li>Add a nonionic surfactant at 1 qt. per 100 gals. of spray mix.</li> <li>Do not graze livestock in treated area.</li> <li>Do not apply this product through any type of irrigation system.</li> </ul>
<b>WHEAT</b> (salvage treatment for suppression of volunteer rye and downy brome) For Use Only in the State of Idaho	1	Postemergence Broadcast (salvage)	8-12 fl. oz. for vol. Rye 12 fl. oz. for downy brome	Ground: 20 gals. Air: 5 gals.		<ul style="list-style-type: none"> <li>For the suppression of volunteer rye and downy brome (cheatgrass) in wheat where weeds are present in sufficient quantities to cause reduction in wheat yield and quality.</li> <li>Apply after wheat plants have developed five tillers or six inches in height in the spring and prior to emergence of the head from the boot. Failure to comply with these instructions increases the chance of crop injury and may result in illegal Gramoxone Inteon residue in the grain.</li> <li>Yield reductions may occur at any stage of growth.</li> <li>Add a nonionic surfactant containing at least 50% surface active ingredient at 1-2 pts. per 100 gals. of dilute spray.</li> <li>Do not graze treated fields or feed treated forage or straw to livestock.</li> <li>This salvage spray should only be used when wheat production is in danger of being severely reduced by rye or downy brome (cheatgrass) competition and where reseeding is the only other alternative.</li> <li>Yield reductions can be expected in exchange for improved grain quality.</li> <li>Do not apply this product through any type of irrigation system.</li> </ul>

---

**STORAGE AND DISPOSAL**

---

Do not contaminate water, food, or feed by storage and disposal.

**Pesticide Storage**

Store at temperatures above 32°F.

**Pesticide Disposal**

Pesticides wastes are acutely hazardous. Improper disposal of excess pesticide, spray mixture, or rinsate is a violation of Federal law. If these wastes cannot be disposed of by use according to label instructions, contact your State Pesticide or Environmental Control Agency, or the Hazardous Waste representative at the nearest EPA Regional Office for guidance.

**Container Handling [less than 5 gallons]**

Non-refillable container. Do not reuse or refill this container. Offer for recycling if available. Triple rinse container (or equivalent) promptly after emptying. Triple rinse as follows: Empty the remaining contents into application equipment or a mix tank and drain for 10 seconds after the flow begins to drip. Fill the container  $\frac{1}{4}$  full with water and recap. Shake for 10 seconds. Pour rinsate into application equipment or a mix tank or store rinsate for later use and disposal. Drain for 10 seconds after the flow begins to drip. Repeat this procedure two more times. Then offer for recycling if available or puncture and dispose of in a sanitary landfill, or by incineration, or, if allowed by state and local authorities, by burning. If burned, stay out of smoke.

**Container Handling [greater than 5 gallons]**

Refillable container. Refill this container with pesticide only. Do not reuse this container for any other purpose. Cleaning the container before final disposal is the responsibility of the person disposing of the container. Cleaning before refilling is the responsibility of the person refilling. To clean container before final disposal, empty the remaining contents from this container into application equipment or mix tank. Fill the container about 10 percent full with water. Agitate vigorously or recirculate water with the pump for 2 minutes. Pour or pump rinsate into application equipment or rinsate collection system. Repeat this rinsing procedure two more times. Then offer for recycling if available or puncture and dispose of in a sanitary landfill, or by incineration, or by other procedures allowed by state and local authorities.

For help with any spill, leak or fire involving this material, call 1-800-888-8372.

**CONTAINER IS NOT SAFE FOR FOOD, FEED OR DRINKING WATER!**

---



AAtrex®, Ambush®, Bicep Magnum®, Bicep II Magnum®, Bicep Lite II Magnum®, Callisto®, Caparol®, Devrinol®, Dual Magnum®, Gramoxone Inteon®, Flexstar®, Karate®, Lexar®, Lumax®, Princep®, Reglone®, Solicam®, Zorial®, the ALLIANCE FRAME, the SYNGENTA Logo, and the PURPOSE ICON are trademarks of a Syngenta Group Company

Accelerate® trademark of Cerexagri, Inc.

Authority®, Canopy®, Harmony® Extra, Gemini®, Karmex®, Krovar®, Linex®, Lorox®, Lorox Plus™, Sinbar®, Velpar®, Viton® trademarks of E. I. du Pont de Nemours & Company, Inc.

Balance®, DEF®, Dropp®, Hoelon®, Prep™ and Sencor® trademarks of Bayer CropScience

Banvel®, Basagran®, Clarity®, Distinct®, Frontier®, Guardsman®, Marksman®, Prowl®, Pursuit®, Scepter® trademarks of BASF Ag Products

Butoxone® and Cotoran® trademarks of Makhteshim-Agan of North America, Inc.

Butyrac® trademark of Agri Star/Albaugh, Inc.

Command® trademark of FMC Corporation

Cotton-Pro® and Meturon® trademarks of Griffin LLC

Degree™, Degree Xtra™, and Harness® trademarks of Monsanto Agricultural Company

Ethephon® trademark of Micro Flo Company LLC

Folex® trademark of AMVAC Chemical Corporation

Firstrate™, Fultime™, Goal™, Spike®, and Surflan® trademarks of Dow AgroSciences

Harvade® trademark of Uniroyal Chemical Company

©201X Syngenta

For non-emergency (e.g., current product information), call  
Syngenta Crop Protection at 1-800-334-9481.

Manufactured for:

Syngenta Crop Protection, LLC  
P. O. Box 18300  
Greensboro, North Carolina 27419-8300

SCP 1217

(Base/Container Label)

**RESTRICTED USE PESTICIDE  
DUE TO ACUTE TOXICITY**

FOR RETAIL SALE TO AND USE ONLY BY CERTIFIED APPLICATORS OR  
PERSONS UNDER THEIR DIRECT SUPERVISION AND ONLY FOR THOSE USES  
COVERED BY THE CERTIFIED APPLICATOR'S CERTIFICATION.

Gramoxone Inteon®  
Gramoxone® EXpress  
Gramoxone® SL

Herbicide

A Weed, Grass, and Harvest Aid Desiccant/Defoliant Herbicide

Active Ingredient:	
Paraquat dichloride (1,1'-dimethyl-4,4'-bipyridinium dichloride) .....	30.1%
Other Ingredients:	69.9%
Total:	100.0%

Contains 2.0 pounds paraquat cation per gallon as 2.762 pounds salt per gallon.  
Contains alerting agent (odor), emetic, dye and Inteon Technology. [Note to PM: All  
References to "Inteon Technology" will be removed from Alternate Brand Name  
Products Gramoxone EXpress and Gramoxone SL.]

See directions for use in attached booklet.

EPA Reg. No. 100-1217

EPA Est.

**KEEP OUT OF REACH OF CHILDREN.**



**DANGER / POISON  
PELIGRO**

Si usted no entiende la etiqueta, busque a alguien para que se la explique a usted en detalle. (If you do not understand the label, find someone to explain it to you in detail.)



- NEVER PUT INTO FOOD, DRINK OR OTHER CONTAINERS.
- IF SWALLOWED, TAKE IMMEDIATE ACTION AS PRESCRIBED IN FIRST AID STATEMENT. SYMPTOMS ARE PROLONGED AND PAINFUL.
- DO NOT USE OR STORE IN OR AROUND THE HOME.
- DO NOT REMOVE CONTENTS EXCEPT FOR IMMEDIATE USE.
- THE ODOR OF THIS PRODUCT IS FROM THE ALERTING AGENT WHICH HAS BEEN ADDED, NOT FROM PARAQUAT.

1 gallon

2.5 gallons

Net Contents

<b>FIRST AID</b> <b>Contains Paraquat, a Bipyrilium Herbicide</b>	
<b>If swallowed</b>	<ul style="list-style-type: none"> <li>• <b>SPEED IS ESSENTIAL.</b> Immediate medical attention is required. If available, give an adsorbent such as activated charcoal, bentonite or Fuller's Earth.</li> <li>• Call a poison control center or doctor immediately for treatment advice.</li> <li>• Do not give anything by mouth to an unconscious person.</li> </ul>
<b>If inhaled</b>	<ul style="list-style-type: none"> <li>• Move person to fresh air.</li> <li>• The odor of this product is from the alerting agent, which has been added, not from the paraquat.</li> <li>• If person is not breathing, call 911 or an ambulance.</li> <li>• Call a poison control center or doctor for further treatment advice.</li> </ul>
<b>If in eyes</b>	<ul style="list-style-type: none"> <li>• Hold eye open and rinse slowly and gently with water for 15-20 minutes.</li> <li>• Remove contact lenses, if present, after the first 5 minutes, then continue rinsing eye.</li> <li>• Call a poison control center or doctor for treatment advice.</li> </ul>
<b>If on skin or clothing</b>	<ul style="list-style-type: none"> <li>• Take off contaminated clothing.</li> <li>• <b>IMMEDIATELY</b> wash with soap and water and rinse for 15-20 minutes. Prolonged contact will cause severe irritation. Contact with irritated skin or a cut or repeated contact with intact skin may result in poisoning.</li> <li>• <b>GET MEDICAL ATTENTION.</b> Call a poison control center or doctor for treatment advice.</li> </ul>
<b>NOTE TO PHYSICIAN</b> Refer to the booklet 'Paraquat Poisoning. A Practical Guide to Diagnosis, First Aid and Hospital Treatment' ( <a href="http://www.syngenta.com/pgmedguide">http://www.syngenta.com/pgmedguide</a> ). Administer either activated charcoal (100g for adults or 2g/kg body weight in children) or Fuller's Earth (15% solution; 1 liter for adults or 15ml/kg body weight in children). <b>NOTE:</b> The use of gastric lavage without administration of an adsorbent has not shown any clinical benefit. Do not use supplemental oxygen. Eye splashes from concentrated material should be treated by an eye specialist after initial treatment. With the possibility of late onset corneal ulceration, it is advised that patients with paraquat eye injuries are reviewed by an eye specialist the day after first presentation. Use treatment that is appropriate for chemical burns. Intact skin is an effective barrier to paraquat, however contact with irritated or cut skin or repeated contact with intact skin may result in poisoning.	
Have the product container or label with you when calling a poison control center or doctor, or going for treatment.	
<b>HOT LINE NUMBER</b> For 24-Hour Medical Emergency Assistance (Human or Animal) Or Chemical Emergency Assistance (Spill, Leak, Fire or Accident) Call <b>1-800-888-8372</b>	

---

**PRECAUTIONARY STATEMENTS**

---

**HAZARDS TO HUMANS AND DOMESTIC ANIMALS**

**DANGER / POISON  
PELIGRO**

May be fatal if swallowed. Fatal if inhaled. Do not breathe spray mist. Wear a dust mist NIOSH-approved respirator with any N, R, P, or HE filter. Causes substantial but temporary eye injury. Wear protective eyewear (face shield required when mixing/loading). Harmful if absorbed through skin. Do not get in eyes, on skin, or on clothing. Avoid contact with skin.

**IMPORTANT:** Inhalation is an unlikely route of exposure due to low vapor pressure and large spray droplet size, but mucosal irritation or nose bleeds may occur. Prolonged contact with this concentrated product can irritate your skin.

**Environmental Hazards**

**Wildlife:** This product is toxic to wildlife. Do not apply directly to water or to areas where surface water is present or to intertidal areas below the mean high water mark. Do not contaminate water when cleaning equipment or disposing of equipment washwaters.

**Drift:** Gramoxone Inteon is a contact herbicide that desiccates all green plant tissue. Paraquat dichloride is toxic to nontarget crops and plants if off-target movement occurs. Extreme care must be taken to ensure that off-target drift is minimized to the greatest extent possible. Do not apply under conditions involving possible drift to food, forage, or other plantings that might be damaged or the crops thereof rendered unfit for sale, use, or consumption. Do not apply when weather conditions favor drift from treated areas. To avoid drift, do not make aerial applications during periods of thermal inversion. Refer to the local state laws, regulations, guidelines and spray drift information contained in the Directions for Use section for proper application to avoid off-target movement.

**Physical and Chemical Hazards**

This product is mildly corrosive to aluminum and produces hydrogen gas which may form a highly combustible gas mixture. Do not mix or store in containers, spray tanks, nurse tanks, or such systems made of aluminum or having aluminum fittings. This product is compatible with high density polyethylene and rubber lined steel containers.

### AGRICULTURAL USE REQUIREMENTS

Use this product only in accordance with its labeling and with the Worker Protection Standard, 40 CFR part 170. Refer to supplemental labeling under "Agricultural Use Requirements" in the Directions for Use section for information about this standard.

[Warranty Statement on 30, 120, Bulk Only]

### CONDITIONS OF SALE AND LIMITATION OF WARRANTY AND LIABILITY

**NOTICE:** Read the entire Directions for Use and Conditions of Sale and Limitation of Warranty and Liability before buying or using this product. If the terms are not acceptable, return the product at once, unopened, and the purchase price will be refunded.

The Directions for Use of this product must be followed carefully. It is impossible to eliminate all risks inherently associated with the use of this product. Crop injury, ineffectiveness or other unintended consequences may result because of such factors as manner of use or application, weather or crop conditions, presence of other materials or other influencing factors in the use of the product, which are beyond the control of SYNGENTA CROP PROTECTION, LLC or Seller. To the extent permitted by applicable law, Buyer and User agree to hold SYNGENTA and Seller harmless for any claims relating to such factors.

SYNGENTA warrants that this product conforms to the chemical description on the label and is reasonably fit for the purposes stated in the Directions for Use, subject to the inherent risks referred to above, when used in accordance with directions under normal use conditions. To the extent permitted by applicable law: (1) this warranty does not extend to the use of the product contrary to label instructions or under conditions not reasonably foreseeable to or beyond the control of Seller or SYNGENTA, and, (2) Buyer and User assume the risk of any such use. TO THE EXTENT PERMITTED BY APPLICABLE LAW, SYNGENTA MAKES NO WARRANTIES OF MERCHANTABILITY OR OF FITNESS FOR A PARTICULAR PURPOSE NOR ANY OTHER EXPRESS OR IMPLIED WARRANTY EXCEPT AS WARRANTED BY THIS LABEL.

To the extent permitted by applicable law, in no event shall SYNGENTA be liable for any incidental, consequential or special damages resulting from the use or handling of this product. **TO THE EXTENT PERMITTED BY APPLICABLE LAW, THE EXCLUSIVE REMEDY OF THE USER OR BUYER, AND THE EXCLUSIVE LIABILITY OF SYNGENTA AND SELLER FOR ANY AND ALL CLAIMS, LOSSES, INJURIES OR DAMAGES (INCLUDING CLAIMS BASED ON BREACH OF WARRANTY, CONTRACT, NEGLIGENCE, TORT, STRICT LIABILITY OR OTHERWISE) RESULTING FROM THE USE OR HANDLING OF THIS PRODUCT, SHALL BE THE RETURN OF THE PURCHASE PRICE OF THE PRODUCT OR, AT THE ELECTION OF SYNGENTA OR SELLER, THE REPLACEMENT OF THE PRODUCT.**



SYNGENTA and Seller offer this product, and Buyer and User accept it, subject to the foregoing Conditions of Sale and Limitations of Warranty and Liability, which may not be modified except by written agreement signed by a duly authorized representative of SYNGENTA.

---

## **STORAGE AND DISPOSAL**

---

Do not contaminate water, food, or feed by storage and disposal.

### **Pesticide Storage**

Store at temperatures above 32°F.

### **Pesticide Disposal**

Pesticides wastes are acutely hazardous. Improper disposal of excess pesticide, spray mixture, or rinsate is a violation of Federal law. If these wastes cannot be disposed of by use according to label instructions, contact your State Pesticide or Environmental Control Agency, or the Hazardous Waste representative at the nearest EPA Regional Office for guidance.

### **Container Handling [less than 5 gallons]**

Non-refillable container. Do not reuse or refill this container. Offer for recycling if available. Triple rinse container (or equivalent) promptly after emptying. Triple rinse as follows: Empty the remaining contents into application equipment or a mix tank and drain for 10 seconds after the flow begins to drip. Fill the container ¼ full with water and recap. Shake for 10 seconds. Pour rinsate into application equipment or a mix tank or store rinsate for later use and disposal. Drain for 10 seconds after the flow begins to drip. Repeat this procedure two more times. Then offer for recycling if available or puncture and dispose of in a sanitary landfill, or by incineration, or, if allowed by state and local authorities, by burning. If burned, stay out of smoke.

### **Container Handling [greater than 5 gallons]**

Refillable container. Refill this container with pesticide only. Do not reuse this container for any other purpose. Cleaning the container before final disposal is the responsibility of the person disposing of the container. Cleaning before refilling is the responsibility of the person refilling. To clean container before final disposal, empty the remaining contents from this container into application equipment or mix tank. Fill the container about 10 percent full with water. Agitate vigorously or recirculate water with the pump for 2 minutes. Pour or pump rinsate into application equipment or rinsate collection system. Repeat this rinsing procedure two more times. Then offer for recycling if available or puncture and dispose of in a sanitary landfill, or by incineration, or by other procedures allowed by state and local authorities.

For help with any spill, leak or fire involving this material, call 1-800-888-8372.

**CONTAINER IS NOT SAFE FOR FOOD, FEED OR DRINKING WATER!**

---

Gramoxone Inteon® and the Syngenta logo are trademarks of a Syngenta Group Company

©201X Syngenta

Manufactured for:  
Syngenta Crop Protection, LLC  
P. O. Box 18300  
Greensboro, NC 24719-8300

SCP 1217

Gramoxone Inteon 1217 MAS AMEND

GRAMOXONE INTEON 1217 MAS 0711 – pd – 07/25/11  
GRAMOXONE INTEON 1217 AMEND JUL7 2011 HI – tb – 07/25/11  
000100-01217.20110725B.GRAMOXONEINTEON\_AMEND\_JULY2011.pdf