



UNITED STATES ENVIRONMENTAL PROTECTION AGENCY
WASHINGTON, DC 20460

OFFICE OF CHEMICAL SAFETY
AND POLLUTION PREVENTION

November 13, 2020

Nikolaus Zenz, Ph.D.
Regulatory Product Manager
Syngenta Crop Protection, LLC
P.O. Box 18300
Greensboro, NC 27419

Subject: PRIA Label Amendment – Related to Petition 9F8759; Addition of new uses on
Tree Nut Crop Group 14-12
Product Name: Ridomil Gold SL
EPA Registration Number: 100-1202
Application Date: 04/15/2019
Decision Number: 550380, 550381

Dear Dr. Zenz:

The application referred to above, submitted under the Federal Insecticide, Fungicide and Rodenticide Act, as amended is acceptable under FIFRA sec 3 (c)(5). You must submit and/or cite all data required for registration/reregistration/registration review of your product when the Agency requires all registrants of similar products to submit such data.

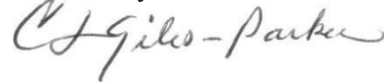
A stamped copy of your labeling is enclosed for your records. This labeling supersedes all previously accepted labeling. You must submit one (1) copy of the final printed labeling before you release the product for shipment with the new labeling. In accordance with 40 CFR 152.130(c), you may distribute or sell this product under the previously approved labeling for 18 months from the date of this letter. After 18 months, you may only distribute or sell this product if it bears this new revised labeling or subsequently approved labeling. "To distribute or sell" is defined under FIFRA section 2(gg) and its implementing regulation at 40 CFR 152.3.

Should you wish to add/retain a reference to the company's website on your label, then please be aware that the website becomes labeling under the Federal Insecticide Fungicide and Rodenticide Act and is subject to review by the Agency. If the website is false or misleading, the product would be misbranded and unlawful to sell or distribute under FIFRA section 12(a)(1)(E). 40 CFR 156.10(a)(5) list examples of statements EPA may consider false or misleading. In addition, regardless of whether a website is referenced on your product's label, claims made on the website may not substantially differ from those claims approved through the registration process. Therefore, should the Agency find or if it is brought to our attention that a website contains false or misleading statements or claims substantially differing from the EPA approved registration, the website will be referred to the EPA's Office of Enforcement and Compliance.

Page 2 of 2
EPA Reg. No. 100-1202
Decision No. 550380, 550381

Your release for shipment of the product constitutes acceptance of these conditions. If these conditions are not complied with, the registration will be subject to cancellation in accordance with FIFRA section 6. If you have any questions, please contact Marcel Howard by phone at (703)305-6784, or via email at howard.marcel@epa.gov.

Sincerely,

A handwritten signature in cursive script that reads "C. Giles-Parker".

Cynthia Giles-Parker, Chief
Fungicide Branch
Registration Division (7505P)

Enclosure – stamped “accepted” label

MEFENOXAM	GROUP	4	FUNGICIDE
-----------	-------	---	-----------

Ridomil Gold® SL

[Alternate Brand Name: Orondis® Gold B]

FUNGICIDE

For the control of certain diseases in listed crops caused by the Oomycete class of fungi

Active Ingredients:

Mefenoxam*	45.3%
Other Ingredients:	54.7%
Total:	100.0%

*CAS No. 70630-17-0 and 69516-34-3

Ridomil Gold® SL is formulated as a soluble concentrate and contains 4 lb active ingredient per gallon.

KEEP OUT OF REACH OF CHILDREN.

CAUTION

See additional Precautionary Statements and Directions for Use inside booklet.

EPA Reg. No. 100-1202
EPA Est.

Net Contents

[Batch Code: _____] (For nonrefillables only.)

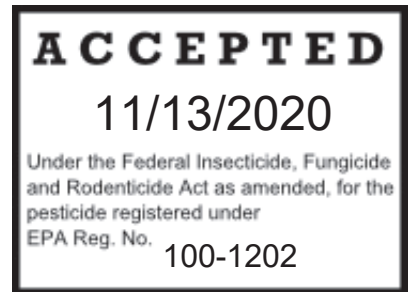


TABLE OF CONTENTS

1.0 FIRST AID

2.0 PRECAUTIONARY STATEMENTS

2.1 Hazards to Human and Domestic Animals

2.2 Personal Protective Equipment (PPE)

2.2.1 User Safety Requirements

2.2.2 Engineering Controls

2.2.3 User Safety Recommendations

2.3 Environmental Hazards

2.3.1 Groundwater Advisory

2.3.2 Surface Water Advisory

2.4 Physical or Chemical Hazards

DIRECTIONS FOR USE

3.0 PRODUCT INFORMATION

3.1 Integrated Pest Management (IPM)

3.2 Resistance Management

4.0 APPLICATION DIRECTIONS

4.1 Methods of Application

4.1.1 Band Application

4.1.2 In-Furrow Application

4.2 Application Equipment

4.2.1 Nozzles

4.2.2 Pump

4.3 Application Volume and Spray Coverage

4.4 Mixing Directions

4.4.1 Ridomil Gold SL Alone

4.4.2 Tank-Mix Precautions

4.4.3 Tank-Mix Compatibility Test

4.4.4 Ridomil Gold SL in Tank Mixtures

4.5 Application through Irrigation Systems (Chemigation)

4.5.1 Chemigation Restrictions

4.5.2 Operating Instructions for Public Water Systems

4.5.3 Specific Instructions for Public Water Systems

4.5.4 Application Directions for Irrigation Systems

5.0 REPLANT AND ROTATIONAL CROP RESTRICTIONS

5.1 Replanting

5.2 Rotational Crop Restrictions

6.0 RESTRICTIONS AND PRECAUTIONS

6.1 Use Restrictions

6.2 Use Precautions

6.3 Spray Drift Management

6.4 Drift Reduction Advisory Information

- 6.4.1 Importance of Droplet Size
- 6.4.2 Controlling Droplet Size – Ground Boom
- 6.4.3 Controlling Droplet Size – Aircraft
- 6.4.4 Boom Height – Ground Boom
- 6.4.5 Release Height - Aircraft
- 6.4.6 Shielded Sprayers
- 6.4.7 Temperature and Humidity
- 6.4.8 Temperature Inversions
- 6.4.9 Wind

7.0 CROP USE DIRECTIONS FOR SOIL INJECTED OR SOIL INCORPORATED APPLICATIONS

7.1 Alfalfa

7.2 Artichoke

7.3 Avocado

7.4 Berry and Small Fruit

- 7.4.1 Bushberry, Crop Subgroup 13-07B
- 7.4.2 Caneberry, Crop Subgroup 13-07A
- 7.4.3 Strawberry

7.5 Brassica (Cole) Leafy Vegetables, Crop Group 5 and Turnip Greens

7.6 Bulb Vegetables Group Crop 3-07

7.7 Clover

7.8 Cotton

7.9 Cucurbit Vegetables, Crop Group 9

7.10 Fruiting Vegetables

- 7.10.1 Crop Group 8, except Tomato
- 7.10.2 Tomato

7.11 Grapes

7.12 Grass, Forage, Fodder and Hay, Crop Group 17

7.13 Herbs, Fresh and Dried, Herb Subgroup 19A

7.14 Leafy Vegetables (except Brassica), Crop Group 4

7.15 Legume Vegetables, Succulent or Dried, Crop Group 6, except Soybeans

7.16 Peanut

7.17 Pineapple, Crown Dip

7.18 Root and Tuber Vegetables

- 7.18.1 Carrot
- 7.18.2 Crop Group 1, except Carrot, Ginseng, Potato and Sugar Beet
- 7.18.3 Ginseng
- 7.18.4 Potato
- 7.18.5 Sugar Beet

7.19 Soybean

7.20 Tobacco

8.0 CROP USE DIRECTIONS FOR SOIL DIRECTED OR OTHER FOLIAR APPLICATIONS

8.1 Alfalfa

8.2 Apple

8.3 Asparagus

8.4 Avocado

8.5 Berry and Small Fruit

8.5.1 Berry and Small Fruit, Subgroup 13-07 E – Small fruit vine climbing, except grape

8.5.2 Bushberry, Crop Subgroup 13-07B

8.5.3 Caneberry, Crop Subgroup 13-07A

8.5.4 Cranberry

8.5.5 Strawberry

8.5.6 Strawberry Plant Production in Field Nurseries

8.6 Brassica (Cole) Leafy Vegetables, Crop Group 5, and Turnip Greens

8.7 Cacao

8.8 Citrus Fruit, Crop Group 10

8.9 Cucurbit Vegetables, Crop Group 9

8.10 Fruiting Vegetables

8.10.1 Crop Group 8, except Tomato

8.10.2 Tomato

8.11 Herbs, Fresh and Dried, Herb Subgroup 19A

8.12 Hops

8.13 Legume Vegetables, Succulent Shelled Pea and Bean

8.14 Lettuce

8.15 Peanut

8.16 Root and Tuber Vegetables

8.16.1 Carrots

8.16.2 Potato

8.17 Stone Fruits, Crop Group 12

8.18 Tobacco

8.19 Tree Nuts, Crop Group 14-12

8.20 Tropical and Subtropical Fruit, Inedible Peel

8.20.1 Medium to Large Fruit, Smooth and Rough or Hairy Peel

8.20.2 Medium to Large Fruit, Rough or Hairy Peel

8.21 Wasabi

9.0 STORAGE AND DISPOSAL

10.0 CONDITIONS OF SALE AND LIMITATION OF WARRANTY AND LIABILITY

11.0 APPENDIX

11.1 [Optional] Ridomil Gold SL Use Summary Table

1.0 FIRST AID

FIRST AID	
If in eyes	<ul style="list-style-type: none"> • Hold eye open and rinse slowly and gently with water for 15-20 minutes. • Remove contact lenses, if present, after the first 5 minutes, then continue rinsing eye. • Call a poison control center or doctor for treatment advice.
If on skin or clothing	<ul style="list-style-type: none"> • Take off contaminated clothing. • Rinse skin immediately with plenty of water for 15-20 minutes. • Call a poison control center or doctor for treatment advice.
If swallowed	<ul style="list-style-type: none"> • Call a poison control center or doctor immediately for treatment advice. • Have person sip a glass of water if able to swallow. • Do not induce vomiting unless told to by the poison control center or doctor. • Do not give anything to an unconscious person.
If inhaled	<ul style="list-style-type: none"> • Move person to fresh air. • If person is not breathing, call 911 or an ambulance, then give artificial respiration, preferably mouth-to-mouth, if possible. • Call a poison control center or doctor for treatment advice.
Have the product container or label with you when calling a poison control center or doctor, or going for treatment.	
HOTLINE NUMBER For 24-Hour Medical Emergency Assistance (Human or Animal) or Chemical Emergency Assistance (Spill, Leak, Fire, or Accident) Call 1-800-888-8372	

2.0 PRECAUTIONARY STATEMENTS

2.1 Hazards to Human and Domestic Animals

CAUTION

Causes moderate eye irritation. Harmful if swallowed or absorbed through skin. Avoid contact with skin, eyes, or clothing. Wash thoroughly with soap and water after handling and before eating, drinking, chewing gum, using tobacco or using the toilet.

2.2 Personal Protective Equipment (PPE)

Applicators and other handlers must wear:

- Long-sleeved shirt and long pants

- Chemical-resistant gloves made of barrier laminate, butyl rubber \geq 14 mils, nitrile rubber \geq 14 mils, neoprene rubber \geq 14 mils, polyvinyl chloride (PVC) \geq 14 mils, or Viton® \geq 14 mils
- Shoes plus socks

2.2.1 User Safety Requirements

Follow manufacturer's instructions for cleaning/maintaining PPE. If no such instructions for washables exist, use detergent and hot water. Keep and wash PPE separately from other laundry.

2.2.2 Engineering Controls

When handlers use closed systems, enclosed cabs, or aircraft in a manner that meets the requirements listed in the Worker Protection Standard (WPS) for agricultural pesticides [40 CFR 170.240(d)(4-6)], the handler PPE requirements may be reduced or modified as specified in the WPS.

2.2.3 User Safety Recommendations

User Safety Recommendations

Users should:

- Wash thoroughly with soap and water after handling and before eating, drinking, chewing gum, using tobacco, or using the toilet.
- Remove clothing/PPE immediately if pesticide gets inside. Then wash thoroughly and put on clean clothing.
- Remove PPE immediately after handling this product. Wash the outside of gloves before removing. As soon as possible, wash thoroughly and change into clean clothing.

2.3 Environmental Hazards

Do not apply directly to water, or to areas where surface water is present, or to intertidal areas below the mean high water mark. Do not contaminate water when disposing of equipment washwater or rinsate.

2.3.1 Groundwater Advisory

Mefenoxam is known to leach through the soil into groundwater under certain conditions as a result of label use. This chemical may leach into groundwater if used in areas where soils are permeable, particularly where the water table is shallow.

2.3.2 Surface Water Advisory

This product may contaminate water through drift of spray in wind. This product has a high potential for runoff for several months or more after application. Poorly draining soils and soils with shallow water tables are more prone to produce runoff that contains this product. A level, well-maintained vegetative buffer strip between areas to which this product is applied and surface water features such as ponds, streams, and springs will reduce the potential for contamination of water from rainfall runoff. Runoff of this product will be reduced by avoiding applications when rainfall is forecast to occur within 48 hours.

2.4 Physical or Chemical Hazards

Do not use or store near heat or open flame.

DIRECTIONS FOR USE

It is a violation of Federal Law to use this product in a manner inconsistent with its labeling.

DO NOT APPLY this product in a way that will contact workers or other persons, either directly or through drift. Only protected handlers may be in the area during application. For any requirements specific to your State or Tribe, consult the agency responsible for pesticide regulation.

FAILURE TO FOLLOW DIRECTIONS AND PRECAUTIONS ON THIS LABEL MAY RESULT IN CROP INJURY, POOR DISEASE CONTROL, OR ILLEGAL RESIDUES.

AGRICULTURAL USE REQUIREMENTS

Use this product only in accordance with its labeling and with the Worker Protection Standard, 40 CFR Part 170. This Standard contains requirements for the protection of agricultural workers on farms, forests, nurseries, and greenhouses, and handlers of agricultural pesticides. It contains requirements for training, decontamination, notification, and emergency assistance. It also contains specific instructions and exceptions pertaining to the statements on this label about personal protective equipment (PPE) and restricted-entry interval. The requirements in this box only apply to uses of this product that are covered by the Worker Protection Standard (WPS).

Do not enter or allow worker entry into treated areas during the restricted-entry interval (REI) of 48 hours. For crop uses that fall under this REI, see **Section 8.0, *Soil-Directed and Other Foliar Applications***.

Exception: If the product is soil-injected or soil-incorporated, the Worker Protection Standard, under certain circumstances, allows workers to enter the treated area immediately if there will be no contact with anything that has been treated. For crop uses that fall under this Exception, see **Section 7.0, *Soil-Injected or Soil-Incorporated Applications***.

PPE required for early entry to treated areas that is permitted under the Worker Protection Standard and that involves contact with anything that has been treated, such as plants, soil, or water is:

- Coveralls
- Chemical-resistant gloves made of barrier laminate, butyl rubber \geq 14 mils, nitrile rubber \geq 14 mils, neoprene rubber \geq 14 mils, polyvinyl chloride (PVC) \geq 14 mils, or Viton \geq 14 mils
- Shoes plus socks

3.0 PRODUCT INFORMATION

Ridomil Gold SL is a systemic fungicide for use on selected crops to control certain diseases caused by members of the Oomycete class of fungi.

To ensure maximum activity on soilborne pathogens, Ridomil Gold SL must be moved into the seed or root zone of the plant. Placement in the seed or root zone includes in-furrow sprays, soil injections, crown dips. Incorporation includes preplant incorporated applications, soil drenches, or shank applications.

For soil surface sprays, rainfall will move the fungicide into the seed or root zone, but if rain is not expected within 24 hours after application, mechanically incorporate (before planting) or sprinkler irrigate (after planting) with $\frac{1}{2}$ to 1 inch of water.

Under conditions conducive to severe disease pressure, additional fungicide applications may be applied using an alternate fungicide registered for the crop/disease appearing on this label.

Where rate ranges are specified on this label, use the higher specified rate when heavy disease pressure is expected and the lower specified rate when disease pressure is expected to be light, unless otherwise noted.

EFFICACY

Under certain conditions conducive to extended infection periods, use another registered fungicide for additional applications if maximum amount of Ridomil Gold SL has been used. If resistant isolates to Group 4 fungicides are present, efficacy can be reduced. Under high disease pressure, it is recommended to use the highest specified rate and shortest specified interval when needed.

CROP TOLERANCE

Plant tolerance has been found acceptable for all crops on the label, however, not all possible tank-mix combinations have been tested under all conditions. When possible, it is recommended to test the combinations on a small portion of the crop to ensure a phytotoxic response will not occur as a result of application.

3.1 Integrated Pest Management (IPM)

Ridomil Gold SL should be integrated into an overall disease and pest management strategy (IPM) whenever the use of a fungicide is required. Cultural practices known to reduce disease development should be followed. Consult your local agricultural authorities for additional IPM strategies established for your area.

3.2 Resistance Management

MEFENOXAM	GROUP	4	FUNGICIDE
------------------	--------------	----------	------------------

For resistance management, Ridomil Gold SL contains a Group 4 fungicide. Any fungal population may contain individuals naturally resistant to Ridomil Gold SL and other Group 4 fungicides. A gradual or total loss of pest control may occur over time if these fungicides are used repeatedly in the same fields. Appropriate resistance-management strategies should be followed.

To delay fungicide resistance, take one or more of the following steps:

- Rotate the use of Ridomil Gold SL or other Group 4 fungicides within a growing season sequence with different groups that control the same pathogens.
- Use tank mixtures with fungicide from a different group that are equally effective on the target pest when such use is permitted. Use at least the minimum application rate as labeled by the manufacturer.
- Adopt an integrated disease management program for fungicide use that includes scouting, uses historical information related to pesticide use, and crop rotation, and which considers host plant resistance, impact of environmental conditions on disease development, disease thresholds, as well as cultural, biological and other chemical control practices.
- Where possible, make use of predictive disease models to effectively time fungicide applications. Note that using predictive models alone is not sufficient to manage resistance.
- Monitor treated fungal populations for resistance development.
- Contact your local extension specialist or certified crop advisor for any additional pesticide resistance-management and/or IPM recommendations for specific crop and pathogens.
- For further information or to report suspected resistance contact Syngenta at 1-866-Syngent(a) (866-796-4368). You can also contact your pesticide distributor or university extension specialist to report resistance.

4.0 APPLICATION DIRECTIONS

4.1 Methods of Application

Applications with Ridomil Gold SL are permitted by ground, by air and via chemigation as specified in **Sections 7.0** and **8.0** unless otherwise restricted in **Section 6.1**. Ground application includes broadcast sprays, soil incorporation, banded and in-furrow applications as well as soil injections and crown dips. Incorporation includes preplant incorporated, soil drenches or shank applications.

For band applications refer to **Section 4.1.1** to calculate the amount of Ridomil Gold SL and water volume needed. For In-furrow applications, refer to **Section 4.1.2** for the amount of product to use with common row spacings. Refer to **Section 4.5** for details of application by chemigation.

4.1.1 Band Application

Application rates in the **Sections 7.0** and **8.0** are generally expressed as an amount per acre which refers to the total crop area to be treated. If using a banded application, use proportionally less product using the formula below:

$$\frac{\text{band width in inches}}{\text{row spacings in inches}} \times \text{broadcast rate per acre} = \text{amount needed per acre of field}$$

4.1.2 In-Furrow Application

The following table provides common row spacing and the amount of Ridomil Gold SL to apply per acre.

Use Rate fl oz/1,000 row feet (oz ai/1,000 row feet)	Ridomil Gold SL fl oz/A								
	20- inch rows	22- inch rows	24- inch rows	30- inch rows	32- inch rows	34- inch rows	36- inch rows	38- inch rows	40- inch rows
0.08 (0.038)	2.1	1.9	1.7	1.4	1.3	1.2	1.1	1.1	1.0
0.15 (0.078)	3.9	3.6	3.2	2.6	2.4	2.3	2.2	2.0	1.9
0.28 (0.14)	7.3	6.7	6.1	4.8	4.6	4.3	4.0	3.8	3.7
0.42 (0.21)	11.0	10.0	9.1	7.3	6.8	6.5	6.1	5.8	5.4

20" = 26,136 row ft/A, 22" = 23,760 row ft/A, 24" = 21,780 row ft/A, 30" = 17,424 row ft/A, 32" = 16,315 row ft/A, 34" = 15,374 row ft/A, 36" = 14,520 row ft/A, 38" = 13,754 row ft/A, 40" = 13,068 row ft/A

4.2 Application Equipment

- Spray equipment configuration should be arranged to provide accurate application, and minimize potential for spray drift.
- To ensure accuracy, calibrate sprayer before each use.
- For information on spray equipment and calibration, consult spray equipment manufacturers and/or state recommendations.
- All ground/aerial/chemigation application equipment must be properly maintained and calibrated using appropriate carriers.

4.2.1 Nozzles

- Equip sprayers with nozzles that provide accurate and uniform application.
- Nozzles should be the same size and uniformly spaced across the boom.
- It is suggested that screens be used to protect the pump and to prevent nozzles from clogging.
- Screens placed on suction side of pump should be 16-mesh or coarser.
- Do not place a screen in the recirculation line.
- Use 50-mesh or coarser screens between the pump and boom, and where required, at the nozzles.
- Check nozzle manufacturer's recommendations.

4.2.2 Pump

- Use a pump with capacity to:
 - Maintain 35-40 psi at nozzles
 - Provide sufficient agitation in tank to keep mixture in suspension - this requires recirculation of 10% of tank volume per minute.
- Use a jet agitator or liquid sparger tube for agitation.
- Do not air sparge.

For more information on spray equipment and calibration, consult sprayer manufacturers and state recommendations. For specific local directions and spray schedules, consult the current state agricultural recommendations.

4.3 Application Volume and Spray Coverage

- Apply by ground or air in sufficient water or liquid fertilizer to provide uniform coverage of the soil surface.
- For maximum effectiveness, Ridomil Gold SL must be moved into the seed or root zone of the plant.
- For in-furrow application, apply as an in-furrow spray in 3-7 gallons per acre of water at planting. Mount the spray nozzle so the spray is directed into the furrow just before the seed are covered.
- For ground broadcast application, apply in a minimum of 20 gallons of water per acre, unless specified otherwise. If rain is not expected within 24 hours after application,

mechanically incorporate (before planting) or sprinkler irrigate (after planting) with $\frac{1}{2}$ to 1 inch of water.

- For aerial application, apply in a minimum of 3 gallons of water per acre, unless specified otherwise. Avoid application when uniform coverage cannot be obtained or when excessive spray drift may occur.

4.4 Mixing Directions

1. Thoroughly clean spray equipment before using this product.
2. Prepare no more spray mixture than is needed for the immediate operation.
3. Keep product container tightly closed when not in use.
4. Agitate the spray solution before and during application.
5. Do not let the spray mixture stand overnight in the spray tank.
6. Rinse the spray equipment thoroughly after each day's use and dispose of pesticide rinsate by application to an already treated area.

4.4.1 Ridomil Gold SL Alone

1. Add $\frac{1}{4}$ - $\frac{1}{2}$ of the required amount of water to the spray or mixing tank.
2. With the agitator running add Ridomil Gold SL to the tank.
3. Continue agitation while adding the remainder of the water.
4. Begin application of the spray solution after Ridomil Gold SL has completely dispersed into the mix water.
5. Maintain agitation until all of the mixture has been sprayed.

4.4.2 Tank-Mix Precautions

- It is the pesticide user's responsibility to ensure that all products are registered for the intended use. Read and follow the applicable restrictions and limitations and directions for use on all product labels involved in tank mixing. Users must follow the most restrictive directions for use and precautionary statements of each product in the tank mixture.
- Tank mixes of Ridomil Gold SL with other pesticides, fertilizers, or any other additives not specifically labelled for use with Ridomil Gold SL may result in tank mix incompatibility or unsatisfactory performance. In such cases, always check tank mix compatibility by conducting a jar test according to guidance in **Section 4.4.3** before actual tank mixing.

4.4.3 Tank-Mix Compatibility Test

- Conduct a jar test using a 1 pt to 1 qt container with lid by adding water or other intended carrier such as a liquid fertilizer to the jar.
- Next, add the appropriate amount of pesticide(s) or tank mix partner(s) in their relative proportions based on recommended label rates. Add tank mix components separately in the order described in the tank-mixing section, **Section 4.4.4**. After each addition, shake or stir gently to thoroughly mix.
- After all ingredients have been added, put the lid on the jar, tighten and invert the jar 10 times to mix.

- After mixing, let the mixture stand 15 – 30 minutes and then examine for signs of incompatibility such as obvious separation, large flakes, precipitates, gels or heavy oily film on the jar.
- If the mixture remains mixed or can be remixed readily, it is physically compatible and can be used.
- If the mixture is incompatible, repeat the test using a compatibility agent at the recommended rate. Or, if applicable, slurry dry formulations in water before adding to the jar. If incompatibility is still observed after following these procedures, do not use the mixture.
- After compatibility testing is complete, dispose of any pesticide wastes in accordance with the storage and disposal section, **Section 9.0** of this label.

4.4.4 Ridomil Gold SL in Tank Mixtures

1. Add $\frac{1}{4}$ - $\frac{1}{2}$ of the required amount of water to the spray or mixing tank.
2. With the agitator running, add the tank-mix partner(s) into the tank in the following order:
 - a. wettable powders
 - b. water dispersible granular products
 - c. liquid flowables
 - d. emulsifiable concentrates
3. Allow the material to completely dissolve and disperse into the mix water.
4. Continue agitation while adding the remainder of the water and Ridomil Gold SL to the spray tank.
5. Allow Ridomil Gold SL to completely disperse.
6. Spray the mixture with the agitator running.
7. Follow the precautions and limitations of the most restricted product in the tank mixture.

4.5 Application through Irrigation Systems (Chemigation)

4.5.1 Chemigation Restrictions

- Use only on crops for which chemigation is specified on this label.
- Apply Ridomil Gold SL only through center pivot, solid set, hand move, moving wheel, micro-sprinkler, or drip irrigation systems. Do not apply this product through any other type of irrigation system.
- Crop injury, lack of effectiveness, or illegal pesticide residues in the crop can result from non-uniform distribution of treated water.
- If you have questions about calibration, you should contact State Extension Service specialists, equipment manufacturers, or other experts.
- Do not connect an irrigation system (including greenhouse systems) used for pesticide application to a public water system, unless the pesticide label-prescribed safety devices for public water systems are in place.
- A person knowledgeable of the chemigation system and responsible for its operation, or under the supervision of the responsible person, shall shut the system down and make necessary adjustments should the need arise.
- Ridomil Gold SL must be applied on the schedule specified in the specific crop use directions, not according to the irrigation schedule.

Note: Ridomil Gold SL can affect many seal materials and should not be used at full strength. Leather seals are best, EPDM or silicone rubber seals can be used, but should be replaced once a year. Do not use Viton, Buna-N, Neoprene, or PVC seals.

4.5.2 Operating Instructions for Public Water Systems

1. The system must contain a functional check valve, vacuum relief valve, and low pressure drain appropriately located on the irrigation pipeline to prevent water-source contamination from backflow.
2. The pesticide injection pipeline must contain a functional, automatic, quick-closing check valve to prevent the flow of fluid back toward the injection pump.
3. The pesticide injection pipeline must also contain a functional, normally closed, solenoid-operated valve located on the intake side of the injection pump and connected to the system interlock to prevent fluid from being withdrawn from the supply tank when the irrigation system is either automatically or manually shut down.
4. The system must contain functional interlocking controls to automatically shut off the pesticide injection pump when the water pump motor stops.
5. The irrigation line or water pump must include a functional pressure switch which will stop the water pump motor when the water pressure decreases to the point where pesticide distribution is adversely affected.
6. Systems must use a metering pump, such as a positive displacement injection pump (e.g., diaphragm pump) effectively designed and constructed of materials that are compatible with pesticides and capable of being fitted with a system interlock.
7. Do not apply when wind speed favors drift beyond the area intended.

4.5.3 Specific Instructions for Public Water Systems

1. Public water system means a system for the provision to the public of piped water for human consumption if such system has at least 15 service connections or regularly serves an average of at least 25 individuals daily at least 60 days out of the year.
2. Chemigation systems connected to public water systems must contain a functional, reduced-pressure zone, backflow preventer (RPZ) or the functional equivalent in the water supply line upstream from the point of pesticide introduction. As an option to the RPZ, the water from the public water system should be discharged into a reservoir tank prior to pesticide introduction. There shall be a complete physical break (air gap) between the outlet end of the fill pipe and the top or overflow rim of the reservoir tank of at least twice the inside diameter of the fill pipe.
3. The pesticide injection pipeline must contain a functional, automatic, quick-closing check valve to prevent the flow of fluid back toward the injection pump.
4. The pesticide injection pipeline must contain a functional, normally closed, solenoid-operated valve located on the intake side of the injection pump and connected to the system interlock to prevent fluid from being withdrawn from the supply tank when the irrigation system is either automatically or manually shut down.
5. The system must contain functional interlocking controls to automatically shut off the pesticide injection pump when the water pump motor stops, or, in cases where there is no water pump, when the water pressure decreases to the point where pesticide distribution is adversely affected.
6. Systems must use a metering device, such as a positive displacement injection pump (e.g., diaphragm pump) effectively designed and constructed of materials that are

compatible with pesticides and capable of being fitted with a system interlock.

7. Do not apply when wind speed favors drift beyond the area intended for treatment.

4.5.4 Application Directions for Irrigation Systems

- Apply Ridomil Gold SL only through center pivot, solid set, hand move, moving wheel, micro-sprinkler, or drip irrigation systems. Do not apply this product through any other type of irrigation system.
- Do not inject Ridomil Gold SL at full strength or deterioration of seals may occur. Use a dilution ratio of at least 15 parts water to 1 part Ridomil Gold SL in the tank mix.
- The chemical tank and injector system should be thoroughly cleaned. Flush system with clean water.
- Good agitation should be maintained during the entire application period.
- Uniform coverage is required for good control.

5.0 REPLANT AND ROTATIONAL CROP RESTRICTIONS

5.1 Replanting

If replanting is necessary, additional applications of Ridomil Gold SL may be made, provided that the total amount of active ingredient in Ridomil Gold SL applied does not exceed the maximum allowed for the specific crop.

5.2 Rotational Crop Restrictions

The following crops may be planted at the specified interval following application of Ridomil Gold SL.

Crop, Crop Group or Crop Subgroup	Replant/Plant-Back Interval
Alfalfa (birdsfoot trefoil) Apple Artichoke, globe Asparagus Avocado Brassica (Cole) leafy vegetables, (e.g. broccoli, cabbage, cauliflower) Bushberry, Subgroup 13-07B, (e.g., blueberries, cranberries) Cacao Caneberry, Subgroup 13-07A (e.g. blackberry and raspberry) Carrots Citrus Clover Corn Cotton Cucurbit vegetables (e.g. cucumber, melons, squash) Fruiting vegetables (e.g. tomato, peppers, eggplant) Ginseng Grapes Grass, forage, fodder and hay Herbs (fresh and dried) Hops Leafy vegetables, except Brassica, (e.g. lettuce, spinach, celery) Legume vegetables,(e.g. beans and peas, succulent and dried) Onions, (dry bulb, garlic, and green) Peanuts Pineapples Root and tuber vegetables, (e.g. potato, carrots, sugar beets) Soybeans Stone fruits Strawberries Sunflower Tobacco Tomato Tree nuts, Crop Group 14-12 Tropical fruit (e.g. papaya, mango) Wasabi	0 days
Cereal grains (except corn)	14 days
Crops not intended for food or feed	0 days
All other crops intended for food and feed	365 days

6.0 RESTRICTIONS AND PRECAUTIONS

See Sections 7.0 and 8.0 for crop-specific Restrictions and Precautions.

6.1 Use Restrictions

- **DO NOT** use in greenhouses or other structures such as lath houses, float houses, and hydroponic facilities, unless specified on this label.
- **DO NOT** use for disease control in bedding plants, transplant trays, or nurseries except where specifically allowed in certain crop sections.
- **DO NOT** use as a foliar application unless specified on this label.
- **DO NOT** dip plants or roots, spray bare roots, or use a transplant water treatment with solutions containing Ridomil Gold SL except where specifically allowed in certain crop sections.
- Maximum usage when applying both mefenoxam- and metalaxyl- containing products to the same crop within the same season: **DO NOT** apply more than the maximum yearly total application rate for the active ingredient as stated on the label of the product containing the lowest yearly total on that crop.
- Soil-applied maximum application rates include all uses in **Section 7.0** and all uses in **Section 8.0** except foliar applications.

6.2 Use Precautions

- Avoid spray overlap as crop injury may occur.

6.3 Spray Drift Management

- AVOIDING SPRAY DRIFT AT THE APPLICATION SITE IS THE RESPONSIBILITY OF THE APPLICATOR AND THE GROWER.
- To avoid spray drift, do not apply when conditions favor drift beyond the target area.
- The interaction of many equipment and weather related factors determine the potential for spray drift.
- More information on managing spray drift can be found on the Syngenta Crop Protection website under Stewardship.

<http://www.syngentacropprotection-us.com/enviro/driftmanagement/>

6.4 Drift Reduction Advisory Information

THE APPLICATOR IS RESPONSIBLE FOR AVOIDING OFF-SITE SPRAY DRIFT. BE AWARE OF NEARBY NON-TARGET SITES AND ENVIRONMENTAL CONDITIONS.

6.4.1 Importance of Droplet Size

- An effective way to reduce spray drift is to apply large droplets. Use the largest droplets that provide target pest control.
- While applying larger droplets will reduce spray drift, the potential for drift will be greater if applications are made improperly or under unfavorable environmental conditions.

6.4.2 Controlling Droplet Size – Ground Boom

- **Volume** - Increasing the spray volume so that larger droplets are produced will reduce spray drift. Use the highest practical spray volume for the application. If a greater spray volume is needed, consider using a nozzle with a higher flow rate.
- **Pressure** - Use the lowest spray pressure recommended for the nozzle to produce the target spray volume and droplet size.
- **Spray Nozzle** - Use a spray nozzle that is designed for the intended application. Consider using nozzles designed to reduce drift.

6.4.3 Controlling Droplet Size – Aircraft

- **Adjust Nozzles** - Follow nozzle manufacturer's recommendations for setting up nozzles. Generally, to reduce fine droplets, nozzles should be oriented parallel with the airflow in flight.

6.4.4 Boom Height – Ground Boom

- Use the lowest boom height that is compatible with the spray nozzles. Generally, to reduce fine droplets, nozzles should be oriented parallel with the airflow in flight.

6.4.5 Release Height - Aircraft

- Higher release heights increase the potential for spray drift. When applying aurally to crops, do not spray at a height greater than 10ft above the crop canopy, unless a greater application height is necessary for pilot safety.

6.4.6 Shielded Sprayers

- Shielding the boom or individual nozzles can reduce spray drift. Consider using shielded sprayers.
- Verify that the shields are not interfering with the uniform deposition of the spray on the target area.

6.4.7 Temperature and Humidity

- When making applications in hot and dry conditions, use larger droplets to reduce effects of evaporation.

6.4.8 Temperature Inversions

- Drift potential is high during a temperature inversion.

- Temperature inversions are characterized by increasing temperature with altitude and are common on nights with limited cloud cover and light to no wind.
- The presence of an inversion can be indicated by ground fog or by the movement of smoke from a ground source or an aircraft smoke generator.
- Smoke that layers and moves laterally in a concentrated cloud (under low wind conditions) indicates an inversion, while smoke that moves upward and rapidly dissipates indicates good vertical air mixing.
- Avoid applications during temperature inversions.

6.4.9 Wind

- Drift potential generally increases with wind speed.
- AVOID APPLICATIONS DURING GUSTY WIND CONDITIONS.
- Applicators need to be familiar with local wind patterns and terrain that could affect spray drift.

7.0 CROP USE DIRECTIONS FOR SOIL INJECTED OR SOIL INCORPORATED APPLICATIONS

- The restricted-entry interval (REI) for soil-injected or soil incorporated applications is 0 hours.

7.1 Alfalfa

Crops (including all cultivars, varieties, and/or hybrids)			
Alfalfa (birdsfoot trefoil)			
Target Disease	Rate pt/A (lb ai)	Application Timing	Use Directions
Damping Off (<i>Pythium</i> spp.) Root Rot (<i>Phytophthora</i> spp.)	0.25 – 0.50 (0.12-0.25)	At planting	Soil spray (broadcast): Apply as a broadcast soil surface spray. If alfalfa seed was previously treated with mefenoxam or metalaxyl as a seed dressing, use the 0.25 pt/A rate.
For soil directed and other foliar applications, refer to Section 8.1 .			
Resistance Management:			
<ul style="list-style-type: none"> • Refer to Section 3.2 			
USE RESTRICTIONS			
<ol style="list-style-type: none"> 1) Refer to Section 6.1 for additional product use restrictions. 2) Maximum Single Application Rate: 0.50 pt/A (equivalent to 0.25 lb ai/A mefenoxam) 3) Minimum Application Interval: NA 4) Maximum Annual Application Rate: 0.50 pt/A/year (equivalent to 0.25 lb ai/A/year mefenoxam) <ol style="list-style-type: none"> a) DO NOT exceed 0.25 lb ai/A/year of mefenoxam- and metalaxyl-containing products. 5) DO NOT feed green forage or cut hay for 60 days following application. 6) Pre-harvest Interval (PHI): 60 days 			

7.2 Artichoke

Crops (including all cultivars, varieties, and/or hybrids)			
Artichoke, globe			
Target Disease	Rate pt/A (lb ai)	Application Timing	Use Directions
Damping Off (<i>Pythium</i> spp.) Root Rot (<i>Phytophthora</i> spp.)	1.0 – 2.0 (0.50-1.0)	At planting	Soil spray (broadcast): Apply as a broadcast soil spray.
Resistance Management:			
<ul style="list-style-type: none"> Refer to Section 3.2 			
USE RESTRICTIONS			
<ol style="list-style-type: none"> Refer to Section 6.1 for additional product use restrictions. Maximum Single Application Rate: 2.0 pt/A (equivalent to 1.0 lb ai/A mefenoxam) Minimum Application Interval: NA Maximum Annual Application Rate: 2.0 pt/A/year (equivalent to 1.0 lb ai/A/year mefenoxam) <ol style="list-style-type: none"> DO NOT exceed 1.0 lb ai/A/year of mefenoxam- and metalaxyl-containing products). Pre-harvest Interval (PHI): 200 days 			

7.3 Avocado

Crops (including all cultivars, varieties, and/or hybrids)			
Avocado			
Target Disease	Rate (lb ai)	Application Timing	Use Directions
Root Rot (<i>Phytophthora cinnamomi</i>)	Diluted Mixture: 0.25 fl oz in 18 gallons water	At transplanting	Sleeve drench: Drench the roots inside the sleeve with 1 qt of the diluted mixture per tree. Sleeve drench does not replace other soil applications for long-term control of root rot.
	2.0 – 4.0 pt/A (1.0-2.0) or 0.50 – 1.0 fl oz/1,000 gallon water (3.9-7.8 ppm)	Start of the growing season or at transplanting when soil tests detect the presence of <i>Phytophthora</i> . Two additional applications may be made at 3-month intervals.	Injection (drip irrigation): Inject into the irrigation water according to the application timing schedule. Applications are not needed during the winter months of November through February. For new plantings, use <i>Phytophthora</i> -resistant rootstocks.
For soil directed and other foliar applications, refer to Section 8.4 .			
Resistance Management:			
<ul style="list-style-type: none"> Refer to Section 3.2 			
Precaution:			
<ul style="list-style-type: none"> Mature trees in moderate to advanced stage of decline cannot be cured with Ridomil Gold SL. 			

USE RESTRICTIONS

- 1) Refer to **Section 6.1** for additional product use restrictions.
- 2) **Maximum Single Application Rate:** 4.0 pt/A (equivalent to 2.0 lb ai/A mefenoxam)
- 3) **Minimum Application Interval:** 90 days
- 4) **Maximum Annual Application Rate:** 12.0 pt/A/year (equivalent to 6.0 lb ai/A/year mefenoxam)
 - a) **DO NOT** exceed 6.0 lb ai/A/year of soil-applied mefenoxam- and metalaxyl-containing products.
- 5) **Pre-harvest Interval (PHI):** 28 days

7.4 Berry and Small Fruit

7.4.1 Bushberry, Crop Subgroup 13-07B

Crops (including all cultivars, varieties, and/or hybrids of these)			
Aronia berry	Elderberry	Jostaberry	
Blueberry, highbush	European barberry	Juneberry (Saskatoon Berry)	
Blueberry, lowbush	Gooseberry	Lingonberry	
Buffalo currant	Highbush cranberry	Native currant	
Chilean guava	Honeysuckle, edible	Salal	
Currant, black	Huckleberry	Sea buckthorn	
Currant, red			
Target Disease	Rate pt/A (lb ai)	Application Timing	Use Directions
Root rot (<i>Phytophthora</i> spp.)	1.8 - 3.6 (0.9-1.8)	New Plantings: Apply after initial at- planting application.	Soil Application (band or via drip/micro-sprinkler irrigation) New Plantings: Reapply once during a period favorable for root rot. Use Ridomil Gold SL in conjunction with good cultural practices to minimize disease.
Resistance Management:			
<ul style="list-style-type: none"> • Refer to Section 3.2. 			
Precautions:			
<ul style="list-style-type: none"> • Ridomil Gold SL will not revitalize plants showing moderate to severe root rot symptoms. 			
USE RESTRICTIONS			
<ol style="list-style-type: none"> 1) Refer to Section 6.1 for additional product use restrictions. 2) Maximum Single Application Rate: 3.6 pt/A (equivalent to 1.8 lb ai/A mefenoxam) 3) Minimum Application Interval: 90 4) Maximum Annual Application Rate: 7.2 pt/A/year (equivalent to 3.6 lb ai/A/year mefenoxam) <ol style="list-style-type: none"> a) DO NOT exceed 3.6 lb ai/A/year of soil-applied mefenoxam- and metalaxyl-containing products. 5) Pre-harvest Interval (PHI): 0 			

7.4.2 Caneberry, Crop Subgroup 13-07A

Crops (including all cultivars, varieties, and/or hybrids of these)			
Blackberry, Andean	Berry, Oregon	Lavacaberry	Rangeberry
Blackberry Artic	evergreen	Loganberry	Raspberry, red
Blackberry, California	Bingleberry	Lowberry	Raspberry, black
Blackberry, Cherokee	Boysenberry	Lucretiaberry	Raspberry, wild
Blackberry, Cheyenne	Brombeere	Marionberry	Ravenberry
Blackberry, common	Chesterberry	Mora	Rosberry
Berry, Dirksen	Coryberry	Mures deronce	Southern dewberry
thornberry	Darrowberry	Nectarberry	Tayberry
Blackberry, evergreen	Dewberry	Northern dewberry	Youngberry
Blackberry, mammoth	Himalayaberry	Olallieberry	Zarzamora
Blackberry, Shawnee	Hullberry	Phenomenalberry	
Berry, black satin			
Target Disease	Rate pt/A (lb ai)	Application Timing	Use Directions
Root rot (<i>Phytophthora</i> spp.)	1.8-3.6 (0.9-1.8)	New Plantings: After initial at-planting application (Section 7.0).	Soil Application (band or via drip/micro-sprinkler irrigation) New Plantings: Reapply once during a period favorable for root rot. Use Ridomil Gold SL in conjunction with food cultural practices to minimize disease.
See directions for Established Plantings in Section 8.5.3 for subsequent applications.			
Resistance Management:			
<ul style="list-style-type: none"> Refer to Section 3.2. 			
Precaution:			
<ul style="list-style-type: none"> Ridomil Gold SL will not revitalize plants showing moderate to severe root rot symptoms. 			
USE RESTRICTIONS			
<ol style="list-style-type: none"> Refer to Section 6.1 for additional product use restrictions. Maximum Single Application Rate: 3.6 pt/A (equivalent to 1.8 lb ai/A mefenoxam) Minimum Application Interval: 90 days Maximum Annual Application Rate: 7.2 pt/A/year (equivalent to 3.6 lb ai/A/year mefenoxam) <ol style="list-style-type: none"> DO NOT exceed 3.6 lb ai/A/year of soil-applied and 0.2 lb ai/A/year of foliar-applied mefenoxam- and metalaxyl-containing products. DO NOT use an adjuvant. Pre-harvest Interval (PHI): 45 			

7.4.3 Strawberry

Crops (including all cultivars, varieties, and/or hybrids)			
Strawberry			
Target Disease	Rate pt/A (lb ai)	Application Timing	Use Directions
Leather rot (<i>P. cactorum</i>) Red stele (<i>P. fragariae</i>) Vascular collapse (<i>P. cactorum</i>)	1.0 (0.5)	<p>Annual plantings: Apply up to 3 times per crop. Make the first application after transplanting. Make the second application 30 days before the beginning of harvest or at fruit set. Apply the third application during harvest, depending on disease pressure and environmental conditions.</p> <p>Established plantings: Apply up to 3 times per crop. Make the first application in the spring after the ground thaws and before first bloom. Make a second application after harvest in the fall. For control of leather rot, make an additional application during the growing season at fruit set.</p>	<p>Drip irrigation application only (see Section 8.5.5 for other application methods). When applying through drip irrigation, calculate the rate as a band application (Section 4.1.1) with a band width equal to the root zone width. Inject Ridomil Gold SL into the irrigation water.</p> <p>Ridomil Gold SL may be applied the day of harvest.</p>
See directions for Established Plantings in Section 8.5.5 – 8.5.6 for subsequent applications.			
Resistance Management:			
<ul style="list-style-type: none"> Refer to Section 3.2 			
USE RESTRICTIONS			
<ol style="list-style-type: none"> Refer to Section 6.1 for additional product use restrictions. Maximum Single Application Rate: 1.0 pt/A (equivalent to 0.5 lb ai/A mefenoxam) Minimum Application Interval: 30 days Maximum Annual Application Rate: 3.0 pt/A/year (equivalent to 1.5 lb ai/A/year mefenoxam) <ol style="list-style-type: none"> DO NOT exceed 1.5 lb ai/A/year of soil-applied mefenoxam- and metalaxyl-containing products. DO NOT make more than 3 applications per crop. Pre-harvest Interval (PHI): 0 days. 			

7.5 Brassica (Cole) Leafy Vegetables, Crop Group 5 and Turnip Greens

Crops (including all cultivars, varieties, and/or hybrids of these)			
Broccoli	Cabbage, Chinese (napa)	Kale	
Broccoli, Chinese (gai lon)	Cabbage, Chinese mustard (gai choy)	Kohlrabi	
Broccoli raab (rapini)	Cauliflower	Mizuna	
Brussels sprouts	Cavalo broccolo	Mustard greens	
Cabbage	Collards	Mustard spinach	
Cabbage, Chinese (bok choy)		Rape greens	
		Turnip Greens (greens only)	
Target Disease	Rate pt/A (lb ai)	Application Timing	Use Directions
Basal stem rot (<i>Phytophthora</i> spp.)	1.0 – 2.0 (0.5-1.0)	Preplant incorporated At planting	For preplant incorporation , apply as a broadcast or band application. Apply in water or liquid fertilizer and incorporate in the top 2 inches of soil. For at-planting , apply as a soil spray by broadcast or band application in water or liquid fertilizer. Injection (drip irrigation): inject Ridomil Gold SL into the irrigation water at the labeled rates. For banded applications, use a 7-inch band.
Damping off (<i>Pythium</i> spp)	0.25 – 0.50 (0.125-0.25)	Preplant incorporated	Preplant incorporated: Apply as a broadcast or band application in water or liquid fertilizer and incorporate in the top 2 inches of soil. For banded applications, use a 7-inch band.
For Downy Mildew control, refer to Section 8.6 .			
Resistance Management:			
<ul style="list-style-type: none"> Refer to Section 3.2. 			
USE RESTRICTIONS			
<ol style="list-style-type: none"> Refer to Section 6.1 for additional product use restrictions. Maximum Single Application Rate: 2.0 pt/A (equivalent to 1.0 lb ai/A mefenoxam) Minimum Application Interval: NA Maximum Annual Application Rate: Soil: 2.0 pt/A/year (equivalent to 1.0 lb ai/A/year mefenoxam) Foliar: 1.0 pt/A/year (equivalent to 0.5 lb ai/A/year mefenoxam) <ol style="list-style-type: none"> DO NOT exceed 1.0 lb ai/A/year of soil-applied and 0.50 lb ai/A/year of foliar-applied mefenoxam- and metalaxyl-containing products. Pre-harvest Interval (PHI): NA 			

7.6 Bulb Vegetables Group Crop 3-07

Crops (including all cultivars, varieties, and/or hybrids of these)			
<u>Onion Dry, Bulb</u>		<u>Onion, Green</u>	
Garlic	Onion, Chinese	Chive, fresh leaves	Onion, fresh
Garlic, great headed	Onion, pearl	Chive, Chinese, fresh	Onion, green
Garlic, serpent	Onion, potato	leaves	Onion, Japanese
Lily	Shallots	Elegans hosta	bunching
Onion		Fritillaria, leaves	Onion, macrostem
		Green eschalots	Onion, spring
		Kurrat	Onion, tree tops
		Lady's leek	Onion, Welsh
		Leek	Scallions
		Onion, Beltsville	Shallots, green
		bunching	Shallots, fresh leaves
Target Disease	Rate pt/A (lb ai)	Application Timing	Use Directions
Damping off (<i>Pythium</i> spp.)	0.5 – 1.0 (0.25-0.5)	Preplant incorporated At planting	Preplant incorporated (broadcast or band): Apply in water or liquid fertilizer and mechanically incorporate in the top 2 inches of soil. Soil spray (broadcast or band): Apply in water or liquid fertilizer at planting. For banded applications, use a 7-inch band.
Resistance Management:			
<ul style="list-style-type: none"> Refer to Section 3.2 			
USE RESTRICTIONS			
<ol style="list-style-type: none"> Refer to Section 6.1 for additional product use restrictions. Maximum Single Application Rate: 1.0 pt/A (equivalent to 0.5 lb ai/A mefenoxam) Minimum Application Interval: NA Maximum Annual Application Rate: 1.0 pt/A/year (equivalent to 0.5 lb ai/A/year mefenoxam) <ol style="list-style-type: none"> For onions (dry bulb): DO NOT exceed 1.0 lb ai/A/year of soil-applied and 0.5 lb ai/A/year of foliar-applied mefenoxam- and metalaxyl-containing products. For onions (green): DO NOT exceed 1.0 lb ai/A/year of soil-applied and 0.3 lb ai/A/year of foliar-applied mefenoxam- and metalaxyl-containing products. Pre-harvest Interval (PHI): NA 			

7.7 Clover

Crops (including all cultivars, varieties, and/or hybrids)			
Clover			
Target Disease	Rate pt/A (lb ai)	Application Timing	Use Directions
Damping off (<i>Pythium</i> spp.) Root rot (<i>Phytophthora</i> spp.)	0.25 - 0.50 (0.125-0.25)	At planting	Apply as a broadcast soil surface spray. If the clover seed was previously treated with mefenoxam or metalaxyl as a seed dressing, use the 0.25 pt/A rate.
Resistance Management:			
<ul style="list-style-type: none"> Refer to Section 3.2 			
USE RESTRICTIONS			
<ol style="list-style-type: none"> Refer to Section 6.1 for additional product use restrictions. Maximum Single Application Rate: 0.5 pt/A (equivalent to 0.25 lb ai/A mefenoxam) Minimum Application Interval: NA Maximum Annual Application Rate: 0.5 ptA/year (equivalent to 0.25 lb ai/A/year mefenoxam) <ol style="list-style-type: none"> DO NOT exceed 0.25 lb ai/A/year of soil-applied mefenoxam- and metalaxyl-containing products. DO NOT feed or cut hay for 90 days following application. Pre-harvest Interval (PHI): 90 days 			

7.8 Cotton

Crops (including all cultivars, varieties, and/or hybrids)			
Cotton			
Target Disease	Rate (lb ai)	Application Timing	Use Directions
Root rot Seed rot (<i>Pythium ultimum</i>) Seeding blight (<i>Pythium</i> <i>aphanidermatum</i>)	0.075 – 0.15 fl oz/1000 row ft (0.03-0.0625) equivalent to 1.1- 2.2 fl oz/A for 38- inch rowspacing	At planting	Apply as an in-furrow spray in water or liquid fertilizer. Direct the spray into the furrow over the seed just before the seeds are covered.
Resistance Management:			
<ul style="list-style-type: none"> Refer to Section 3.2 			
USE RESTRICTIONS			
<ol style="list-style-type: none"> Refer to Section 6.1 for additional product use restrictions. Maximum Single Application Rate: 0.15 fl oz/1000 row ft (equivalent to 0.0625 lb ai/A mefenoxam) Minimum Application Interval: NA Maximum Annual Application Rate: 0.15 fl oz/1000 row ft/year (equivalent to 0.0625 lb ai/A/year mefenoxam) <ol style="list-style-type: none"> DO NOT exceed 0.125 lb ai/A/year of soil-applied mefenoxam- and metalaxyl-containing products (assumes 30" row spacing). Pre-harvest Interval (PHI): NA 			

7.9 Cucurbit Vegetables, Crop Group 9

Crops (including all cultivars, varieties, and/or hybrids of these)			
Chayote (fruit)		Honey balls	
Chinese waxgourd (Chinese preserving melon)		Mango melon	
Citron melon		Persian melon	
Cucumber		Pineapple melon	
Gherkin		Santa Claus melon	
Gourd, edible		Snake melon	
Hyotan		True cantaloupe	
Cucuzza		Pumpkin	
Hechima		Squash, summer	
Chinese okra		Crookneck squash	
Momordica spp.		Scallop squash	
Balsam apple		Straightneck squash	
Balsam pear		Vegetable marrow	
Bittermelon		Zucchini	
Chinese cucumber		Squash, winter	
Muskmelon		Acorn squash	
Cantaloupe		Butternut squash	
Casaba		Calabaza	
Crenshaw melon		Hubbard squash	
Golden pershaw melon		Spaghetti squash	
Honeydew melon		Watermelon	
Target Disease	Rate pt/A (lb ai)	Application Timing	Use Directions
Damping off (<i>Pythium</i> spp.) Suppression: Phytophthora blight (<i>Phytophthora capsici</i>)	1.0 – 2.0 (0.5-1.0)	Preplant incorporated: At planting	For preplant incorporation apply as a broadcast or banded application in water or liquid fertilizer and incorporate in the top 2 inches of soil. For soil spray applications , apply as a broadcast or banded application in water or liquid fertilizer at planting. For injection (drip irrigation) , inject Ridomil Gold SL into the irrigation water at the labeled rates. For banded applications, use a 7-inch band.
Suppression: Phytophthora blight (<i>Phytophthora capsici</i>)	Transplant water 4-8 fl oz/100-200 gallons water/A	At transplant In fields with a history of <i>P. capsici</i> blight, make a follow up drip application of Ridomil Gold SL 14 – 21 days after transplanting.	Apply in transplant water or immediately following planting via soil drench. Apply 4-8 fl oz/A in at least 100 gallons of transplant water per acre.
For soil directed and other foliar applications, refer to Section 8.8 .			
Resistance Management:			

<ul style="list-style-type: none"> Refer to Section 3.2.
Precautions: <ul style="list-style-type: none"> There is a risk of plant injury with transplant water application. <ul style="list-style-type: none"> Crop injury is more likely when applied in less than 100 gallons/acre. Injury is temporary and should disappear within three weeks. Pre-mixing Ridomil Gold SL in a tank separate from the transplant water source tank will help to prevent incompatibility with fertilizers or other pesticides in the transplant water solution.
USE RESTRICTIONS
<ol style="list-style-type: none"> Refer to Section 6.1 for additional product use restrictions. Maximum Single Application Rate: 2.0 pt/A (equivalent to 1.0 lb ai/A mefenoxam) Minimum Application Interval: 14 days Maximum Annual Application Rate: Soil: 2.0 pt/A/year (equivalent to 1.0 lb ai/A/year mefenoxam) Foliar: 0.8 pt/A/year (equivalent to 0.4 lb ai/A/year mefenoxam) <ol style="list-style-type: none"> DO NOT exceed 1.0 lb ai/A/year of soil-applied and 0.5 lb ai/A/year of foliar-applied mefenoxam- and metalaxyl-containing products. Pre-harvest Interval (PHI): 5 days

7.10 Fruiting Vegetables

7.10.1 Crop Group 8, except Tomato

Crops (including all cultivars, varieties, and/or hybrids of these)			
Eggplant Groundcherry Pepino		Pepper Bell Chili Cooking	Pepper Pimento Sweet Tomatillo
Target Disease	Rate pt/A (lb ai)	Application Timing	Use Directions
Damping off (<i>Pythium</i> spp.) Suppression: Crown rot (<i>Phytophthora capsici</i>)	1.0 (0.5)	Preplant or at-planting For direct seeded peppers , apply preplant or prior to emergence. For application by drip irrigation , make up to two additional applications on a 30-day schedule following initial application at planting. To control crown rot , apply before the plants are infected to obtain satisfactory control.	For soil spray applications , apply as a broadcast or banded application in water or liquid fertilizer preplant or at-planting. For banded applications, use a 12- to 16-inch band. For Injection (drip irrigation) , inject Ridomil Gold SL into the irrigation water.
Suppression: Crown rot (<i>Phytophthora capsici</i>)	4-8 fl oz/100-200 gallons water/A 0.25-0.5 pt/A (0.125-0.25)	In transplant water or immediately following planting. 14-21 days after transplanting in fields with a history of <i>P. capsici</i> blight.	Apply in transplant water or immediately following planting via soil drench. Apply in at least 100 gallons of transplant water per acre. In fields with a history of <i>P. capsici</i> blight, make the follow up application by drip application.
For soil directed and other foliar applications, refer to Section 8.9.1 .			

<p>Resistance Management:</p> <ul style="list-style-type: none"> Refer to Section 3.2
<p>Precaution:</p> <ul style="list-style-type: none"> Plants already infected with <i>Phytophthora capsici</i> cannot be cured with Ridomil Gold SL. There is a risk of plant injury with transplant water application: <ul style="list-style-type: none"> Crop injury is more likely when applied in less than 100 gallons/acre. Injury is temporary and should disappear within three weeks. Pre-mixing Ridomil Gold SL in a tank separate from the transplant water source tank will help to prevent incompatibility with fertilizers or other pesticides in the transplant water solution.
USE RESTRICTIONS
<ol style="list-style-type: none"> Refer to Section 6.1 for additional product use restrictions. Maximum Single Application Rate: 1.0 pt/A (equivalent to 0.5 lb/A mefenoxam) Minimum Application Interval: 30 days Maximum Annual Application Rate: 3.0 pt/A/year (equivalent to 1.5 lb ai/A/year mefenoxam) <ol style="list-style-type: none"> DO NOT exceed 1.5 lb ai/A/year of soil-applied containing products and 0.5 lb ai/A/year of foliar-applied mefenoxam- and metalaxyl-containing products. Pre-harvest Interval (PHI): 7 days

7.10.2 Tomato

Crops (including all cultivars, varieties, and/or hybrids)			
Tomato			
Target Disease	Rate pt/A (lb ai)	Application Timing	Use Directions
Damping off (<i>Pythium</i> spp.)	1.0 – 2.0 (0.5-1.0)	At planting	Soil spray (broadcast or band): Apply in water or liquid fertilizer. For banded applications, use a 7-inch band.
Fruit rot Root rot (<i>Phytophthora</i> spp.) (<i>Pythium</i> spp.)	1.0 (0.5)	4-6 weeks after planting Apply a second drip irrigation as needed up to 1 week before harvest.	Injection (drip irrigation): Initiate control of fruit and root rot with a soil application as described above. Make subsequent applications by drip application according to the application timing schedule. For injected applications, base rate calculations on a 7-inch band.
For soil directed and other foliar applications, refer to Section 8.9.2 .			
<p>Resistance Management:</p> <ul style="list-style-type: none"> Refer to Section 3.2 			
USE RESTRICTIONS			
<ol style="list-style-type: none"> Refer to Section 6.1 for additional product use restrictions. Maximum Single Application Rate: 2.0 pt/A (equivalent to 1.0 lb ai/A mefenoxam) Minimum Application Interval: 28 days Maximum Annual Application Rate: 3.0 pt/A/year (equivalent to 1.5 lb ai/A/year mefenoxam) <ol style="list-style-type: none"> DO NOT exceed 1.5 lb ai/A/year of soil-applied mefenoxam- and metalaxyl-containing products and 0.5 lb ai/A/year of foliar-applied mefenoxam- and metalaxyl-containing products. Pre-harvest Interval (PHI): 7 days 			

7.11 Grapes

Crops (including all cultivars, varieties, and/or hybrids)			
Grapes			
Target Disease	Rate pt/A (lb ai)	Application Timing	Use Directions
Crown rot Root rot (<i>Phytophthora</i> spp.)	3.6 (1.8) or 0.25 pt/1000 row ft Drip Irrigation: 0.5-1.0 fl oz/1000 gallons of water or 4 fl oz (0.25 pt)/1000 linear feet of row.	Apply in the spring before plants start growing. Two additional applications may be made to coincide with periods most favorable for root rot development. For drip irrigation apply at the beginning of the growing season (bud break) or at transplanting. Two additional drip irrigation applications may be made at 3 month intervals. Applications are not needed during the winter dormancy period.	For soil spray (broadcast, band or drip) apply using sufficient water to provide uniform coverage. For soil spray (broadcast or band): for banded applications, use a 3-ft band at the base of the plants. Calculate the correct amount based on 3.6 pt/A using the instructions in Section 4.1.1 . For drip irrigation , inject Ridomil Gold SL into the irrigation water.
Resistance Management:			
<ul style="list-style-type: none"> Refer to Section 3.2 			
USE RESTRICTIONS			
1) Refer to Section 6.1 for additional product use restrictions. 2) Maximum Single Application Rate: 3.6 pt/A (equivalent to 1.8 lb ai/A mefenoxam) 3) Minimum Application Interval: 90 days 4) Maximum Annual Application Rate: 10.8 pt/A/year (equivalent to 5.4 lb ai/A/year mefenoxam) <ol style="list-style-type: none"> DO NOT exceed 5.4 lb ai/A/year of soil-applied and 0.4 lb ai/A/year of foliar-applied mefenoxam and metalaxyl-containing products. 5) Pre-harvest Interval (PHI): 60 days			

7.12 Grass, Forage, Fodder and Hay, Crop Group 17

Crops (including all cultivars, varieties, and/or hybrids of these)			
Bermuda grass Bluegrass	Bromegrass	Fescue	
Target Disease	Rate pt/A (lb ai)	Application Timing	Use Directions
Seedling diseases (<i>Pythium</i> spp.)	0.25 – 1.0 (0.125-0.5)	At planting	Soil spray (broadcast): Apply as a broadcast soil surface spray. If the grass seed was previously treated with mefenoxam or metalaxyl as a seed dressing, use the 0.25-0.50 pt/A rate.
Resistance Management:			

<ul style="list-style-type: none"> Refer to Section 3.2
USE RESTRICTIONS
<ol style="list-style-type: none"> Refer to Section 6.1 for additional product use restrictions. Maximum Single Application Rate: 1.0 pt/A (equivalent to 0.5 lb ai/A mefenoxam) Minimum Application Interval: NA Maximum Annual Application Rate: 1.0 pt/A/year (equivalent to 0.5 lb ai/A/year mefenoxam) <ol style="list-style-type: none"> DO NOT exceed 0.50 lb ai/A/year of mefenoxam- and metalaxyl-containing products. DO NOT apply to range grasses. DO NOT graze, feed green forage, or cut hay for 60 days following application. Pre-harvest Interval (PHI): 60 days

7.13 Herbs, Fresh and Dried, Herb Subgroup 19A

Crops (including all cultivars, varieties, and/or hybrids of these)			
Angelica, balm	Curry (leaf)	Rosemary	
Basil	Dillweed	Rue	
Borage	Horehound	Sage	
Burnet	Hyssop	Savory, Summer and winter	
Camomile	Lavender	Sweet bay	
Catnip	Lemongrass	Tansy	
Chervil (dried)	Lovage (leaf)	Tarragon	
Chive	Marigold	Thyme	
Chive, Chinese, Clary	Marjoram	Wintergreen	
Coriander (leaf)	Nasturtium	Woodruff	
Costmary	Parsley (dried)	Wormwood	
Cilantro (leaf)	Pennyroyal		
Target Disease	Rate pt/A (lb ai)	Application Timing	Use Directions
Damping off (<i>Pythium</i> spp.)	1.0 – 2.0 (0.5-1.0)	Preplant incorporated	<p>Preplant incorporated (broadcast or band): Apply in water or liquid fertilizer and mechanically incorporate in the top 2 inches of soil.</p> <p>Soil spray (broadcast or band): Apply in sufficient water to provide uniform coverage.</p> <p>For banded applications, use a 7-inch band.</p>
For soil directed and other foliar applications, refer to Section 8.10 .			
Resistance Management:			
<ul style="list-style-type: none"> Refer to Section 3.2 			
USE RESTRICTIONS			
<ol style="list-style-type: none"> Refer to Section 6.1 for additional product use restrictions. Maximum Single Application Rate: 2.0 pt/A (equivalent to 1.0 lb ai/A mefenoxam) Minimum Application Interval: 28 days Maximum Annual Application Rate: 4.0 pt/A/year (equivalent to 2.0 lb ai/A/year mefenoxam) <ol style="list-style-type: none"> DO NOT exceed 2.0 lb ai/A/year of soil-applied mefenoxam- and metalaxyl-containing products). Pre-harvest Interval (PHI): 21 days 			

7.14 Leafy Vegetables (except Brassica), Crop Group 4

Crops (including all cultivars, varieties, and/or hybrids of these)			
Amaranth, Chinese spinach	Corn salad	Orach	
Amaranth, leafy	Cress, garden	Parsley	
Amaranth, tampala	Cress, upland	Purslane, garden	
Arugula (Rocket)	Dandelion	Purslane, winter	
Cardoon	Dock (sorrel)	Radicchio (red chicory)	
Celery	Dillweed	Rhubarb	
Celery, Chinese	Dock	Spinach	
Celtuce	Endive (escarole)	Spinach, New Zealand	
Chervil	Fennel, Florence (finocchio)	Spinach, vine	
Chrysanthemum, edible-leaved	Lettuce, head and leaf	Swiss chard	
Chrysanthemum, garland			
Target Disease	Rate pt/A (lb ai)	Application Timing	Use Directions
Damping off (<i>Pythium</i> spp.)	1.0 – 2.0 (0.5-1.0)	Preplant incorporated At planting	Preplant incorporated (broadcast or band): Apply in water or liquid fertilizer and mechanically incorporate in the top 2 inches of soil. Soil spray (broadcast or band): Apply in water or liquid fertilizer at planting. For banded applications, use a 7-inch band.
	Transplant water 4-8 fl oz equivalent to (0.25-0.5 pt/A)/100-200 gallons water/A (0.125-0.25)	At transplant or immediately following planting.	Apply in transplant water or immediately following planting via soil drench. Apply in at least 100 gallons of transplant water per acre.
Spinach only: Downy Mildew (<i>Peronospora effuse</i> ; <i>P. farinosa</i>) White rust (<i>Albugo occidentalis</i>)	0.25 (0.125)	21 days after planting or after the first cutting. A second application may be shanked in after the next cutting. Applications may be made on a 21-day interval.	Shank application for spinach only: Shank in Ridomil Gold SL according to the application timing schedule. A total of 2 shanked applications may be made to spinach.
Resistance Management:			
<ul style="list-style-type: none"> Refer to Section 3.2 			
Precautions:			
<ul style="list-style-type: none"> There is a risk of plant injury with transplant water application: <ul style="list-style-type: none"> Crop injury is more likely when applied in less than 100 gallons/acre. Injury is temporary and should disappear within three weeks. 			

- Pre-mixing Ridomil Gold SL in a tank separate from the transplant water source tank will help to prevent incompatibility with fertilizers or other pesticides in the transplant water solution.

USE RESTRICTIONS

- 1) Refer to **Section 6.1** for additional product use restrictions.
- 2) **Maximum Single Application Rate:** 2.0 pt/A (equivalent to 1.0 lb ai/A mefenoxam)
- 3) **Minimum Application Interval:** 21 days - spinach only.
- 4) **Maximum Annual Application Rate: Soil:** 2.0 pt/A/year (equivalent to 1.0 lb ai/A/year mefenoxam)
Foliar: 0.8 pt/A/year (equivalent to 0.4 lb ai/A/year mefenoxam)
 - a) For lettuce, **DO NOT** exceed 1.0 lb ai/A/year of soil-applied and 0.4 lb ai/A/year of foliar-applied mefenoxam- and metalaxyl-containing products.
 - b) For spinach, **EITHER, DO NOT** exceed 1.0 lb ai/A/year of soil-applied mefenoxam- and metalaxyl-containing products at planting and 0.25 lb ai/A/year of soil-applied post planting, shanked-in applications of mefenoxam- and metalaxyl-containing products. **OR, DO NOT** exceed the equivalent of 1.0 lb ai/A/year of soil-applied mefenoxam- and metalaxyl-containing products at planting and 0.4 lb ai/A/year of foliar-applied mefenoxam- and metalaxyl-containing products.
- 5) For leafy vegetables make no more than one soil application per crop year.
- 6) For spinach a total of 2 shank applications may be made per crop year.
- 7) **Pre-harvest Interval (PHI):**
 - a) Leafy vegetables (except spinach): 7 days
 - b) Spinach: 3 days only if soil application does not exceed 1.0 lb ai/A/year and foliar application of Ridomil Gold Copper (EPA registration, #100-804) formulation does not exceed 0.25 lb ai mefenoxam or metalaxyl/A/year. Otherwise, the PHI is 21 days for spinach.

7.15 Legume Vegetables, Succulent or Dried, Crop Group 6, except Soybeans

Crops (including all cultivars, varieties, and/or hybrids of these)			
Bean (<i>Lupinus</i> spp.)		Mung bean	
Grain lupin		Rice bean	
Sweet lupin		Southern pea	
White lupin		Urd bean	
White sweet lupin		Yardlong bean	
Bean (<i>Phaseolus</i> spp.)		Pea (<i>Pisum</i> spp.)	
Field bean		Dwarf pea	
Kidney bean		Edible-pod pea	
Lima bean		English pea	
Navy bean		Field pea	
Pinto bean		Garden pea	
Runner bean		Green pea	
Snap bean		Snow pea	
Tepary bean		Sugar snap pea	
Wax bean		Broad bean	
Bean (<i>Vigna</i> spp.)		Chickpea (garbanzo bean)	
Adzuki bean		Guar	
Asparagus bean		Jackbean	
Blackeyed pea		Lablab bean	
Catjang		Lentil	
Chinese longbean		Pigeon pea	
Cowpea		Soybean, (immature seed only)	
Crowder pea		Sword bean	
Moth bean			
Target Disease	Rate pt/A (lb ai)	Application Timing	Use Directions

Damping Off Root Rot (<i>Pythium</i> spp.)	0.5 – 1.0 (0.25-0.5)	Preplant incorporated. At planting	Preplant incorporated (broadcast or band): Apply in water or liquid fertilizer and mechanically incorporate in the top 2 inches of soil. Soil spray (broadcast or band): Apply in water or liquid fertilizer at planting. For banded applications, use a 7-inch band.
Resistance Management:			
<ul style="list-style-type: none"> Refer to Section 3.2 			
USE RESTRICTIONS			
<ol style="list-style-type: none"> Refer to Section 6.1 for additional product use restrictions. Maximum Single Application Rate: 1.0 pt/A (equivalent to 0.5 lb ai/A mefenoxam) Minimum Application Interval: NA Maximum Annual Application Rate: Soil: 1.0 pt/A/year (equivalent to 0.5 lb ai/A/year mefenoxam) <ol style="list-style-type: none"> DO NOT exceed 0.5 lb ai/A/year of soil-applied mefenoxam- and metalaxyl-containing products. Pre-harvest Interval (PHI): NA 			

7.16 Peanut

Crops (including all cultivars, varieties, and/or hybrids)			
Peanuts			
Target Disease	Rate pt/A (lb ai)	Application Timing	Use Directions
Pythium root rot (<i>Pythium</i> spp.)	0.25 (0.125)	For seedling disease control	In-furrow spray: Position the spray so the fungicide is mixed with the soil covering the seed. Avoid spraying the seed directly or crop injury may occur. Soil spray (banded): Apply over the row. Use a 7-inch band.
For soil directed and other foliar applications, refer to Section 8.14 .			
Resistance Management:			
<ul style="list-style-type: none"> Refer to Section 3.2 			
USE RESTRICTIONS			
<ol style="list-style-type: none"> Refer to Section 6.1 for additional product use restrictions. Maximum Single Application Rate: 0.25 pt/A (equivalent to 0.125 lb ai/A mefenoxam) Minimum Application Interval: NA Maximum Annual Application Rate: 0.25 pt/A/year (equivalent to 0.125 lb ai/A/year mefenoxam) <ol style="list-style-type: none"> DO NOT exceed 0.125 lb ai/A/year of soil-applied and 0.50 lb ai/A/year of foliar-applied mefenoxam- and metalaxyl-containing products. Pre-harvest Interval (PHI): NA 			

7.17 Pineapple, Crown Dip

Crops (including all cultivars, varieties, and/or hybrids)			
Pineapple			
Target Disease	Rate pt (lb ai)	Application Timing	Use Directions
Heart rot disease (<i>Phytophthora</i> spp.)	0.50 – 1.0 in 100 gallons of water (0.25- 0.50)	Crown dip before planting	The amount of dip solution per acre will depend on crown size, plant density, and dipping techniques. Use 75-100 gallons of the mixture per acre for dipping.
Resistance Management:			
<ul style="list-style-type: none"> Refer to Section 3.2 			
USE RESTRICTIONS			
<ol style="list-style-type: none"> Refer to Section 6.1 for additional product use restrictions. Maximum Single Application Rate: 1.0 pt/100 gallons water (equivalent to 0.5 lb ai/A mefenoxam) Minimum Application Interval: NA Maximum Annual Application Rate: 1.0 pt/100 gallons water/A/year (equivalent to 0.5 lb ai/A/year mefenoxam) <ol style="list-style-type: none"> DO NOT exceed 0.5 lb ai/A/year of mefenoxam- and metalaxyl-containing products. If there is a crop failure within one year of planting treated crowns, DO NOT harvest plant material for animal feed. Pre-harvest Interval (PHI): NA 			

7.18 Root and Tuber Vegetables

7.18.1 Carrot

Crops (including all cultivars, varieties, and/or hybrids)			
Carrots			
Target Disease	Rate pt/A (lb ai)	Application Timing	Use Directions
Cavity spot Damping off Root dieback (<i>Pythium</i> spp.)	0.5 – 1.0 (0.125-0.5)	Preplant incorporated At-planting or prior to emergence.	For preplant incorporation , apply as a broadcast or band application. Apply in water or liquid fertilizer and mechanically incorporate in the top 2 inches of soil. For at-planting or prior to emergence application , apply by broadcast or band application in water or liquid fertilizer. For banded applications, use a 7-inch band. NOTE: If post planting applications are planned, see notes below for

			guidance on maximum rates for soil and foliar applications.
For soil directed and other applications, refer to Section 8.15.1 .			
Resistance Management:			
<ul style="list-style-type: none"> Refer to Section 3.2. 			
USE RESTRICTIONS			
<ol style="list-style-type: none"> Refer to Section 6.1 for additional product use restrictions. Maximum Single Application Rate: 1.0 pt/A (equivalent to 0.5 lb ai/A mefenoxam) Minimum Application Interval: 14 days Maximum Annual Application Rate: 2.8 pt/A/year (equivalent to 1.4 lb ai/A/year mefenoxam) <ol style="list-style-type: none"> DO NOT exceed a total of 1.4 lb ai/A/year of mefenoxam- and metalaxyl-containing products. DO NOT exceed the 0.65 lb ai/A/year of soil-applied and 0.75 lb ai/A/year of foliar-applied mefenoxam- and metalaxyl-containing products. DO NOT use a soil application if a seed treatment containing mefenoxam or metalaxyl is used. Pre-harvest Interval (PHI): 7 days 			

7.18.2 Crop Group 1, except Carrot, Ginseng, Potato and Sugar Beet

Crops (including all cultivars, varieties, and/or hybrids of these)			
Arracacha	Chervil, turnip-rooted	Rutabaga	
Arrowroot	Chicory	Salsify (oyster plant)	
Artichoke, Chinese	Chufa	Salsify, black	
Artichoke, Jerusalem	Dasheen (taro)	Salsify, Spanish	
Beet, garden	Ginger	Skirret	
Burdock, edible	Horseradish	Sweet potato	
Canna, edible	Leren	Tanier (cocoyam)	
Cassava, bitter	Parsley, turnip-rooted	Turmeric	
Cassava, sweet	Parsnip	Turnip	
Celeriac (celery root)	Radish	Yam bean (jicama, maniois pea)	
Chayote (root)	Radish, oriental (daikon)	Yam, true	
Target Disease	Rate pt/A (lb ai)	Application Timing	Use Directions
Pythium root rot (<i>Pythium</i> spp.) Phytophthora root rot (<i>Phytophthora</i> spp.)	1.0 – 2.0 (0.5-1.0)	Preplant incorporated At planting	Preplant incorporated (broadcast or band): Apply in water or liquid fertilizer and mechanically incorporate in the top 2 inches of soil. Use sufficient water to provide uniform coverage of soil. Soil spray (broadcast or band): Apply in water or liquid fertilizer at planting. For banded applications, use a 7-inch band.
Resistance Management:			
<ul style="list-style-type: none"> Refer to Section 3.2 			
USE RESTRICTIONS			

- 1) Refer to **Section 6.1** for additional product use restrictions.
- 2) **Maximum Single Application Rate:** 2.0 pt/A (equivalent to 1.0 lb ai/A mefenoxam)
- 3) **Minimum Application Interval:** NA
- 4) **Maximum Annual Application Rate:** 2.0 pt/A/year (equivalent to 1.0 lb ai/A/year mefenoxam)
 - a) **DO NOT** exceed 1.0 lb ai/A/year of mefenoxam- and metalaxyl-containing products.
- 5) **Pre-harvest Interval (PHI):** NA

7.18.3 Ginseng

Crops (including all cultivars, varieties, and/or hybrids)			
Ginseng			
Target Disease	Rate pt/A (lb ai)	Application Timing	Use Directions
Phytophthora Root Rot (<i>Phytophthora cactorum</i>)	0.75 (0.375)	Apply in the spring before plants start growing.	For stand establishment, apply uniformly as a soil drench to the soil surface. Apply in 100-400 gallon of water per acre. Follow with additional applications of Ridomil Gold GR.
Resistance Management:			
<ul style="list-style-type: none"> • Refer to Section 3.2 			
USE RESTRICTIONS			
<ol style="list-style-type: none"> 1) Refer to Section 6.1 for additional product use restrictions. 2) Maximum Single Application Rate: 0.75 pt/A (equivalent to 0.375 lb ai/A mefenoxam) 3) Minimum Application Interval: NA 4) Maximum Annual Application Rate: 0.75 pt/A/year (equivalent to 0.375 lb ai/A/year mefenoxam) <ol style="list-style-type: none"> a) DO NOT exceed 0.375 lb ai/A/year of soil-applied mefenoxam- and metalaxyl-containing products, and 1.125 lb ai/A/year foliar-applied mefenoxam- and metalaxyl-containing products. 5) DO NOT make more than one application of Ridomil Gold SL per year. 6) Pre-harvest Interval (PHI): NA 			

7.18.4 Potato

Crops (including all cultivars, varieties, and/or hybrids)			
Potato			
Target Disease	Rate (lb ai)	Application Timing	Use Directions
Pink rot (<i>Phytophthora erythroseptica</i>)	0.42 fl oz/1,000 row ft	At planting	In-furrow spray: Apply directly over the seed pieces in-furrow as a 6- to 8-inch band prior to row closure or use markout application method (incorporated).
Pythium leak Pythium seedling disease (<i>Pythium</i> spp.)	Equiva- lent to 6.1 fl oz/A on 36 inch row spac- ing (0.19)	A follow up application may be needed at tuber initiation.	If needed, follow this in-furrow application with a Ridomil Gold SL prepack or tank mix (see Section 8.16.2) foliar application at tuber initiation:

			<ul style="list-style-type: none"> • When conditions are conducive for disease development. • When the variety is susceptible or moderately susceptible to Pink rot/Pythium leak. • In areas with a long growing season. <p>Ridomil Gold SL may be impregnated on dry fertilizer or applied in combination with liquid fertilizers.</p>
For soil directed and other applications, refer to Section 8.15.2 .			
Resistance Management:			
<ul style="list-style-type: none"> • Refer to Section 3.2 			
USE RESTRICTIONS			
<ol style="list-style-type: none"> 1) Refer to Section 6.1 for additional product use restrictions. 2) Maximum Single Application Rate: 0.42 fl oz/1000 row ft (equivalent to 0.19 lb ai/A mefenoxam) 3) Minimum Application Interval: NA 4) Maximum Annual Application Rate: 0.42 fl oz/1000 row ft (equivalent to 0.19 lb ai/A/year mefenoxam) <ol style="list-style-type: none"> a) DO NOT exceed 0.34 lb ai/A/year of soil-applied and 0.40 lb ai/A/year of foliar-applied mefenoxam- and metalaxyl-containing products. 5) DO NOT apply Ridomil Gold SL beyond the at-planting stage. 6) DO NOT use the “dribble” application method. 7) Pre-harvest Interval (PHI): NA 			

7.18.5 Sugar Beet

Crops (including all cultivars, varieties, and/or hybrids)			
Sugar beet			
Target Disease	Rate pt/A (lb ai)	Application Timing	Use Directions
Pythium root rot (<i>Pythium</i> spp.)	1.0 – 2.0 (0.5-1.0)	Preplant incorporated At planting.	<p>Preplant incorporated (broadcast or band): Apply in water or liquid fertilizer and mechanically incorporate in the top 2 inches of soil.</p> <p>Soil spray (broadcast or band): Apply in water or liquid fertilizer at planting.</p> <p>For banded applications, use a 7-inch band.</p>
Resistance Management:			
<ul style="list-style-type: none"> • Refer to Section 3.2 			
USE RESTRICTIONS			
<ol style="list-style-type: none"> 1) Refer to Section 6.1 for additional product use restrictions. 2) Maximum Single Application Rate: 2.0 pt/A (equivalent to 1.0 lb ai/A mefenoxam) 3) Minimum Application Interval: NA 4) Maximum Annual Application Rate: 2.0 pt/A/year (equivalent to 1.0 lb ai/A/year mefenoxam) <ol style="list-style-type: none"> a) DO NOT exceed 1.0 lb ai/A/year of soil-applied mefenoxam- and metalaxyl-containing products. 5) Pre-harvest Interval (PHI): NA 			

7.19 Soybean

Crops (including all cultivars, varieties, and/or hybrids)			
Soybean			
Target Disease	Rate (lb ai)	Application Timing	Use Directions
Phytophthora root and stem rot (<i>Phytophthora megasperma</i>) Pythium damping off (<i>Pythium</i> spp.)	0.08-0.28 fl oz/1,000 row ft (0.0025 to 0.0087)	At seeding	In-furrow spray: Apply in water or liquid fertilizer. Position the spray so the fungicide is mixed with the soil covering the seed. Use the higher specified rate for full-season control. Use 0.08-0.15 fl oz for early- to mid-season control.
	0.37-1.25 pt/A (0.18-0.625)	At seeding	Soil spray (broadcast or band): Apply in water or liquid fertilizer. Use the higher specified rate for full-season control. Use 0.37-0.75 pt for early- to mid-season control. For banded applications, use a 7-inch band. For best results, use soybean varieties that have some degree of resistance to the races of <i>Phytophthora</i> present in the field. Use the higher specified rate in areas with a history of heavy <i>Phytophthora</i> damage.
Resistance Management:			
<ul style="list-style-type: none"> Refer to Section 3.2 			
Precautions:			
<ul style="list-style-type: none"> Avoid spraying the seed directly with an in-furrow spray or crop injury may occur. Under heavy late-season <i>Phytophthora</i> pressure, Ridomil Gold SL may not provide complete control. 			
USE RESTRICTIONS			
<ol style="list-style-type: none"> Refer to Section 6.1 for additional product use restrictions. Maximum Single Application Rate: 1.25 pt/A (equivalent to 0.625 lb ai/A mefenoxam) Minimum Application Interval: NA Maximum Annual Application Rate: 1.25 pt/A/year (equivalent to 0.625 lb ai/A/year mefenoxam) <ol style="list-style-type: none"> DO NOT exceed 0.625 lb ai/A/year of mefenoxam- and metalaxyl-containing products. Pre-harvest Interval (PHI): NA 			

7.20 Tobacco

Crops (including all cultivars, varieties, and/or hybrids)			
Tobacco			
Target Disease	Rate pt/A (lb ai)	Application Timing	Use Directions
Damping off (<i>Pythium</i> spp.)	0.5 - 1.0 (0.25-0.5) or 0.25-0.50 fl oz/150 sq yd	Before or at time of planting.	Soil spray (broadcast): Apply as a preplant soil application before or at time of planting. Use higher specified application rate on broadleaf tobacco. Use 50 gal/A of water (2 gallons water/150 sq yd).
Blue mold (<i>Peronospora tabacina</i>)	Broadcast 0.50 – 1.0 (0.25-0.5) For no-till tobacco: 0.50 – 1.0 (0.25-0.5)	Prior to transplanting.	Soil spray (broadcast): Apply as a broadcast soil application and incorporate in the top 2-4 inches of soil before forming beds. Use the low specified rate for low disease pressure or early-season control. Use the higher specified rate for high disease pressure, extended control, and on burley and other tobacco types other than flue-cured.
Black shank (<i>Phytophthora parasitica</i> var. <i>nicotianae</i>)	Broadcast 1.0 – 3.0 (0.5-1.5) For no-till tobacco: 0.50 – 1.0 (0.25-0.5) Transplant water: 4 - 8 fl oz/200 gallons water	Within one week of planting (soil spray broadcast application). Apply preventatively if black shank is expected early in the season, apply as near as possible to transplanting followed by sequential application. At transplant of tobacco seedlings. Make at least one subsequent application of Ridomil Gold SL at first cultivation and/or layby if necessary.	Soil spray (broadcast): Apply to the soil and incorporate in the top 2- 4 inches of soil. Use the higher specified rate if disease epidemic is expected to be severe. In FL and GA, use 3 pt/A where black shank is severe. Transplant water: Apply in transplant furrow while planting tobacco seedlings. Apply 4-8 fl oz/A (0.25-0.5 pt/A) in at least 200 gallons of transplant water per acre. Use the highest specified rate if the disease epidemic is expected to be severe. Pre-mixing Ridomil Gold SL in a tank separate from the transplant water source tank will help to prevent incompatibility with fertilizers or other pesticides in the transplant water solution. Consult local extension bulletins for additional use directions.

			<p>For best results against black shank, use tobacco varieties that have high resistance to black shank and use crop rotation.</p> <p>In fields with a history of severe black shank, use the highest specified rate and plant variety resistant to the race of <i>Phytophthora</i> present (Burley L8 hybrids are resistant to only <i>Phytophthora</i> Race 0).</p>
For soil directed and other foliar applications, refer to Section 8.18 .			
Resistance Management:			
<ul style="list-style-type: none"> Refer to Section 3.2 			
Precautions:			
<ul style="list-style-type: none"> There is a risk of plant injury with transplant water application, especially when applied in less than 200 gallons of carrier volume per acre. Crop injury is more likely when applied in less than 100 gallons/acre. Injury is temporary and should disappear within three weeks. Failure to adequately control nematodes in fields treated with Ridomil Gold SL may result in poor control of black shank. DO NOT apply to stressed seedlings or during hot and dry conditions due to injury potential. 			
USE RESTRICTIONS			
<ol style="list-style-type: none"> Refer to Section 6.1 for additional product use restrictions. Maximum Single Application Rate: 3.0 pt/A (equivalent to 1.5 lb ai/A mefenoxam) Minimum Application Interval: 14 days Maximum Annual Application Rate: 3.0 pt/A/year (equivalent to 1.5 lb ai/A/year mefenoxam) <ol style="list-style-type: none"> DO NOT exceed 1.5 lb ai/A/year of mefenoxam- and metalaxyl-containing products. DO NOT use in high black shank areas on highly susceptible flue-cured varieties. DO NOT use Ridomil Gold SL for black shank control in PA. Pre-harvest Interval (PHI): NA 			

8.0 CROP USE DIRECTIONS FOR SOIL DIRECTED OR OTHER FOLIAR APPLICATIONS

- The restricted-entry interval (REI) for soil-directed or foliar applications is 48 hours.

8.1 Alfalfa

Crops (including all cultivars, varieties, and/or hybrids)			
Alfalfa (birdsfoot trefoil)			
Target Disease	Rate pt/A (lb ai)	Application Timing	Use Directions
Damping Off (<i>Pythium</i> spp.) Root Rot (<i>Phytophthora</i> spp.)	0.25 (0.125)	At planting when inter-seeding into existing stands for renovation.	Soil spray (broadcast): Apply as a broadcast soil surface spray.
For soil injected or soil incorporated applications, refer to Section 7.1 .			
Resistance Management:			

<ul style="list-style-type: none"> Refer to Section 3.2
USE RESTRICTIONS
<ol style="list-style-type: none"> Refer to Section 6.1 for additional product use restrictions. Maximum Single Application Rate: 0.25 pt/A (equivalent to 0.125 lb ai/A mefenoxam) Minimum Application Interval: NA Maximum Annual Application Rate: 0.50 pt/A/year (equivalent to 0.25 lb ai/A/year mefenoxam) <ol style="list-style-type: none"> DO NOT exceed 0.25 lb ai/A/year of mefenoxam- and metalaxyl-containing products. DO NOT feed green forage or cut hay for 60 days following application. Pre-harvest Interval (PHI): 60 days

8.2 Apple

Crops (including all cultivars, varieties, and/or hybrids)												
Apple bearing trees		Apple, non-bearing trees										
Target Disease	Rate (lb ai)	Application Timing	Use Directions									
Collar rot Crown rot Root rot (<i>Phytophthora</i> spp.)	4.0 pt/A (2.0) or 1.5 fl oz/1000 sq ft	Apply in the early spring before growth begins (established plantings) and in the fall after harvest but before the ground freezes.	<p>Soil spray (broadcast, banded or irrigation): Apply to soil beneath the tree canopy or apply through irrigation water (micro-sprinkler or drip).</p> <p>The treated area is based on the area under the tree canopy or the area of the sprayed row.</p> <p>Use sufficient water volume to obtain thorough coverage of the soil.</p>									
	Diluted mixture: 0.50 pt in 100 gal water (0.25)	<p>Apply in early spring before growth starts and in the fall after harvest, but before the ground freezes.</p> <p>On new plantings, delay the first application until 2 weeks after planting.</p> <p>NOTE: Apply before symptoms appear.</p>	<p>Soil drench: Apply the diluted mixture around the trunk of each tree. Use the amount of diluted mixture based upon the following tree parameters:</p> <table border="1"> <thead> <tr> <th>Trunk diameter at 12 inches above the soil line</th> <th>Quantity of diluted mixture</th> </tr> </thead> <tbody> <tr> <td><1 inch</td> <td>1 qt</td> </tr> <tr> <td>1-3 inches</td> <td>3 qt</td> </tr> <tr> <td>4 inches</td> <td>3.5 qt</td> </tr> <tr> <td>5 inches</td> <td>4 qt</td> </tr> </tbody> </table> <p>Use Ridomil Gold SL in conjunction with good cultural practices and rootstocks that are most tolerant to disease.</p>	Trunk diameter at 12 inches above the soil line	Quantity of diluted mixture	<1 inch	1 qt	1-3 inches	3 qt	4 inches	3.5 qt	5 inches
Trunk diameter at 12 inches above the soil line	Quantity of diluted mixture											
<1 inch	1 qt											
1-3 inches	3 qt											
4 inches	3.5 qt											
5 inches	4 qt											
Resistance Management:												
<ul style="list-style-type: none"> Refer to Section 3.2 												
Precaution:												
<ul style="list-style-type: none"> Ridomil Gold SL will not revitalize trees showing moderate to severe disease symptoms. 												

USE RESTRICTIONS

- 1) Refer to **Section 6.1** for additional product use restrictions.
- 2) **Maximum Single Application Rate:** 4.0 pt/A (equivalent to 2.0 lb ai/A mefenoxam)
- 3) **Minimum Application Interval:** 90 days
- 4) **Maximum Annual Application Rate:** 8.0 pt/A/year (equivalent to 4.0 lb ai/A/year mefenoxam)
 - a) **DO NOT** exceed 4.0 lb ai/A/year of mefenoxam- and metalaxyl-containing products.
- 5) **DO NOT** graze or feed cover crops in treated orchards.
- 6) **Pre-harvest Interval (PHI):** NA

8.3 Asparagus

Crops (including all cultivars, varieties, and/or hybrids)

Asparagus

Target Disease	Rate pt/A (lb ai)	Application Timing	Use Directions
Crown rot Spear rot (<i>Phytophthora</i> spp.)	1.0 (0.5)	Cutting beds: Apply 30 to 60 days before the first cutting. Apply again just before the beginning of harvest. New plantings: Apply after planting seedlings or after covering one-year old crowns.	Soil spray (broadcast or band): Apply as a soil spray (broadcast or band).

Resistance Management:

- Refer to **Section 3.2**

USE RESTRICTIONS

- 1) Refer to **Section 6.1** for additional product use restrictions.
- 2) **Maximum Single Application Rate:** 1.0 pt/A (equivalent to 0.5 lb ai/A mefenoxam)
- 3) **Minimum Application Interval:** 30 days
- 4) **Maximum Annual Application Rate:** 2.0 pt/A/year (equivalent to 1.0 lb ai/A/year mefenoxam)
 - a) **DO NOT** exceed 1.0 lb ai/A/year of soil-applied mefenoxam- and metalaxyl-containing products.
- 5) **Pre-harvest Interval (PHI):** 1 day

8.4 Avocado

Crops (including all cultivars, varieties, and/or hybrids)

Avocado

Target Disease	Rate pt/A (lb ai)	Application Timing	Use Directions
Root Rot (<i>Phytophthora</i> <i>cinnamomi</i>)	1.0 – 4.0 (0.5-2.0)	Start of the growing season or at transplanting. Two additional applications may be made at 3-month intervals.	Sprinkler irrigation: Apply as a soil surface spray to the soil surface under the tree canopy or via the irrigation system (drip, microemitter, and sprinkler). Use 1.0 pt/A if the trees have a canopy diameter of 2 ft. Increase the

		Applications are not needed during the winter months of November through February.	rate as the canopy diameter increases. For canopy diameters of 15 ft or more, use the 4.0 pt/A rate.
		Begin applications as soon as soil tests indicate the presence of <i>Phytophthora</i> .	<p>Soil spray: Apply to the soil directly under the drip emitter. Use irrigation to incorporate the material into the soil. If there is more than one emitter, distribute the amount of Ridomil Gold SL among the emitters.</p> <p>Use the same rate and application regime described above under sprinkler irrigation.</p> <p>For new plantings, use <i>Phytophthora</i>-resistant rootstocks.</p>
For soil directed or soil incorporated applications, refer to Section 7.3 .			
Resistance Management:			
<ul style="list-style-type: none"> Refer to Section 3.2 			
Precaution:			
<ul style="list-style-type: none"> Mature trees in moderate to advanced stage of decline cannot be cured with Ridomil Gold SL. 			
USE RESTRICTIONS			
<ol style="list-style-type: none"> Refer to Section 6.1 for additional product use restrictions. Maximum Single Application Rate: 4.0 pt/A (equivalent to 2.0 lb ai/A mefenoxam) Minimum Application Interval: 90 days Maximum Annual Rate: 12.0 pt/A/year (equivalent to 6.0 lb ai/A/year mefenoxam) <ol style="list-style-type: none"> DO NOT exceed 6.0 lb ai/A/year of soil-applied mefenoxam- and metalaxyl-containing products. Pre-harvest Interval (PHI): 28 days 			

8.5 Berry and Small Fruit

8.5.1 Berry and Small Fruit, Subgroup 13-07 E – Small fruit vine climbing, except grape

Crops (including all cultivars, varieties, and/or hybrids of these)			
Amur river grape			Kiwifruit, hardy
Gooseberry			Maypop
Kiwifruit, fuzzy			Schisandra berry
Target Disease	Rate (lb ai)	Application Timing	Use Directions
Root and Crown Rot (<i>Pythium</i> and <i>Phytophthora</i> spp.)	5.6-11.2 fl oz/40 gal of water (0.175-0.35)	<p>Make the first application in the fall after harvest or in February or early March.</p> <p>Make a second application in spring or approximately 60 days after the February or March application.</p>	<p>Soil Drench: Apply 1.0 qt of Ridomil Gold SL solution as a soil drench in a one square foot area around the base of each vine.</p> <p>At the labeled rate of 5.6-11.2 fl oz, this will apply 0.175-0.350 lb ai/A if the planting density is 160 vines per acre.</p>

	11.2 fl oz (0.35)	Begin applications in April and follow with two additional applications on a 30-day interval. Make the fourth application in September and the final application approximately 30 days later, which must be at least 7 days before harvest.	Banded Soil Application: Make up to five applications as a spray toward the soil in a 2- to 3-ft band on each side of the row.
Resistance Management:			
<ul style="list-style-type: none"> Refer to Section 3.2. 			
USE RESTRICTIONS			
<ol style="list-style-type: none"> Refer to Section 6.1 for additional product use restrictions. Maximum Single Application Rate: 11.2 fl oz/A (equivalent to 0.35 lb ai/A mefenoxam) Minimum Application Interval: 30 days Maximum Annual Application Rate: 3.5 pt/A/year (equivalent to 1.75 lb ai/A/year mefenoxam) <ol style="list-style-type: none"> DO NOT exceed 1.75 lb ai/A/year of soil-applied mefenoxam and metalaxyl-containing products. Pre-harvest Interval (PHI): 7 day 			

8.5.2 Bushberry, Crop Subgroup 13-07B

Crops (including all cultivars, varieties, and/or hybrids of these)			
Aronia berry	Elderberry	Jostaberry	
Blueberry, highbush	European barberry	Juneberry (Saskatoon Berry)	
Blueberry, lowbush	Gooseberry	Lingonberry	
Buffalo currant	Highbush cranberry	Native currant	
Chilean guava	Honeysuckle, edible	Salal	
Currant, black	Huckleberry	Sea buckthorn	
Currant, red			
Target Disease	Rate pt/A (lb ai)	Application Timing	Use Directions
Root rot (<i>Phytophthora</i> spp.)	3.6 (1.8)	<p>New Plantings: Apply after initial at-planting application.</p> <p>Established Plantings: Apply before the plants start to grow in the spring.</p>	<p>Soil Application (band or via drip/micro-sprinkler irrigation) New Plantings: Reapply once during a period favorable for root rot.</p> <p>Established Plantings: Make a soil-directed application towards the base of the plant in a 3-ft band over the row or via the drip irrigation. One additional application may be made to coincide with the period most favorable for root rot development.</p>

			Use Ridomil Gold SL in conjunction with good cultural practices to minimize disease.
Resistance Management:			
<ul style="list-style-type: none"> Refer to Section 3.2. 			
Precautions:			
<ul style="list-style-type: none"> Ridomil Gold SL will not revitalize plants showing moderate to severe root rot symptoms. 			
USE RESTRICTIONS			
<ol style="list-style-type: none"> Refer to Section 6.1 for additional product use restrictions. Maximum Single Application Rate: 3.6 pt/A (equivalent to 1.8 lb ai/A mefenoxam) Minimum application interval: 90 days Maximum Annual Application Rate: 7.2 pt/A/year (equivalent to 3.6 lb ai/A/year mefenoxam) <ol style="list-style-type: none"> DO NOT exceed 3.6 lb ai/A/year of soil applied mefenoxam- and metalaxyl-containing products. Pre-harvest Interval (PHI): 0 			

8.5.3 Caneberry, Crop Subgroup 13-07A

Crops (including all cultivars, varieties, and/or hybrids of these)			
Blackberry, Andean	Bingleberry	Lavacaberry	Rangeberry
Blackberry, Arctic	Boysenberry	Loganberry	Raspberry, red
Blackberry, California	Brombeere	Lowberry	Raspberry, black
Blackberry, Cherokee	Chesterberry	Lucretiaberry	Raspberry, wild
Blackberry, Cheyenne	Coryberry	Marionberry	Ravenberry
Blackberry, common	Darrowberry	Mora	Rosberry
Blackberry, evergreen	Dewberry	Mures deronce	Southern dewberry
Blackberry, mammoth	Berry, Dirksen	Nectarberry	Tayberry
Blackberry, Shawnee	Thornberry	Northern dewberry	Youngberry
Berry, black satin	Himalayaberry	Olallieberry	Zarzamora
Berry, Oregon evergreen	Hullberry	Phenomenalberry	
Target Disease	Rate pt/A (lb ai)	Application Timing	Use Directions
Root rot (<i>Phytophthora</i> spp.)	1.8-3.6 (0.9-1.8)	<p>New plantings: After the initial at-planting application (Section 7.4.2), reapply once during a period favorable for root rot.</p> <p>Established plantings: Apply before the plants start to grow in the spring.</p> <p>One additional application may be made to coincide with the period most favorable for root rot development.</p>	<p>Soil application: Apply by band or via drip/microsprinkler irrigation.</p> <p>Established plantings: Make the spring application towards the base of the plant in a 3-ft band over the row or via the drip irrigation.</p> <p>Use Ridomil Gold SL in conjunction with good cultural practices to minimize disease.</p>
For soil directed or soil incorporated applications, refer to Section 7.4.2 .			

Resistance Management:

- Refer to **Section 3.2**.

Precautions:

- Ridomil Gold SL will not revitalize plants showing moderate to severe root rot symptoms.

USE RESTRICTIONS

- 1) Refer to **Section 6.1** for additional product use restrictions.
- 2) **Maximum Single Application Rate:** 3.6 pt/A (equivalent to 1.8 lb ai/A mefenoxam)
- 3) **Minimum Application Interval:** 90 days
- 4) **Maximum Annual Application Rate:** 7.2 pt/A/year (equivalent to 3.6 lb ai/A/year mefenoxam)
 - a) **DO NOT** exceed 3.6 lb ai/A/year of soil-applied and 0.2 lb ai/A/year of foliar-applied mefenoxam- and metalaxyl-containing products.
- 5) **DO NOT** use an adjuvant.
- 6) **Pre-harvest Interval (PHI):** 45 days

8.5.4 Cranberry

Crops (including all cultivars, varieties, and/or hybrids)

Cranberry

Target Disease	Rate pt/A (lb ai)	Application Timing	Use Directions
Phytophthora root rot (<i>Phytophthora</i> spp.)	1.0 – 1.75 (0.5-0.875)	Make 3 applications: Make the first application in the fall after harvest. Make the second application in the spring, and the final application up to, but no later than, 45 days before harvest.	Apply as a soil spray (broadcast) by ground or chemigation (Section 4.5) equipment.

Resistance Management:

- Refer to **Section 3.2**.

USE RESTRICTIONS

- 1) Refer to **Section 6.1** for additional product use restrictions.
- 2) **Maximum Single Application Rate:** 1.75 pt/A (equivalent to 0.875 lb ai/A mefenoxam)
- 3) **Minimum Application Interval:** 90 days
- 4) **Maximum Annual Application Rate:** 5.25 pt/A/year (equivalent to 2.625 lb ai/A/year mefenoxam)
 - a) **DO NOT** exceed 2.65 lb ai/A/year of soil-applied mefenoxam- and metalaxyl-containing products.
- 5) **DO NOT** apply by air.
- 6) **Pre-harvest Interval (PHI):** 45 days

8.5.5 Strawberry

Crops (including all cultivars, varieties, and/or hybrids)			
Strawberry			
Target Disease	Rate pt/A (lb ai)	Application Timing	Use Directions
Leather rot (<i>Phytophthora cactorum</i>) Red stele (<i>P. fragariae</i>) Vascular collapse (<i>P. cactorum</i>)	1.0 (0.5)	<p>Annual plantings: Apply up to 3 times per crop. Make the first application after transplanting. Make the second application 30 days before the beginning of harvest or at fruit set. Apply the third application during harvest, depending on disease pressure and environmental conditions.</p> <p>Established plantings: Apply up to 3 times per crop. Make the first application in the spring after the ground thaws and before first bloom. Make a second application after harvest in the fall. For control of leather rot, make an additional application during the growing season at fruit set.</p>	<p>Annual plantings: Apply by ground (banded), drip, or overhead chemigation (Section 4.5).</p> <p>Established plantings: Apply by ground (banded), drip, or overhead chemigation (Section 4.5)</p> <p>If applying through drip irrigation, calculate the rate as a band application (Section 4.1.1) with a band width equal to the root zone width. Inject Ridomil Gold SL into the irrigation water.</p>
For soil injected or soil incorporated applications, refer to Section 7.4.3 .			
Resistance Management:			
<ul style="list-style-type: none"> Refer to Section 3.2 			
USE RESTRICTIONS			
<ol style="list-style-type: none"> Refer to Section 6.1 for additional product use restrictions. Maximum Single Application Rate: 1.0 pt/A (equivalent to 0.5 lb ai/A mefenoxam) Minimum Application Interval: 30 days Maximum Annual Application Rate: 3.0 pt/A/year (equivalent to 1.5 lb ai/A/year mefenoxam) <ol style="list-style-type: none"> DO NOT exceed 1.5 lb ai/A/year of soil-applied mefenoxam- and metalaxyl-containing products. DO NOT make more than 3 applications per crop. Pre-harvest Interval (PHI): 0 days 			

8.5.6 Strawberry Plant Production in Field Nurseries

Crops (including all cultivars, varieties, and/or hybrids)			
Strawberry			
Target Disease	Rate pt/A	Application Timing	Use Directions
Leather rot (<i>Phytophthora cactorum</i>) Red stele (<i>P. fragariae</i>) Vascular collapse (<i>P. cactorum</i>)	1.0 (0.5)	Apply to young plants in field nurseries.	<p>Apply to young plants by ground, drip, or overhead chemigation (Section 4.5).</p> <p>If applying through drip irrigated, calculate the rate as a band application (Section 4.1.1) with a band width equal to the root zone</p>

			width. Inject Ridomil Gold SL into the irrigation water.
For soil directed or soil incorporated applications, refer to Section 7.4.3 .			
Resistance Management:			
<ul style="list-style-type: none"> Refer to Section 3.2 			
USE RESTRICTIONS			
<ol style="list-style-type: none"> Refer to Section 6.1 for additional product use restrictions. Maximum Single Application Rate: 1.0 pt/A (equivalent to 0.5 lb ai/A/mefenoxam) Minimum Application Interval: 30 days Maximum Annual Application Rate: 2.0 pt/A/year (equivalent to 1.0 lb ai/A/year mefenoxam) <ol style="list-style-type: none"> DO NOT exceed 1.0 lb ai/A/per plant production cycle of mefenoxam- and metalaxyl-containing products. DO NOT use in strawberry field nurseries east of the Rocky Mountains. Pre-harvest Interval (PHI): NA 			

8.6 Brassica (Cole) Leafy Vegetables, Crop Group 5, and Turnip Greens

Crops (including all cultivars, varieties, and/or hybrids of these)			
Broccoli	Cabbage, Chinese mustard (gai choy)	Kohlrabi	
Broccoli, Chinese (gai lon)	choy	Mizuna	
Broccoli raab (rapini)	Cauliflower	Mustard greens	
Brussels sprouts	Cavalo broccolo	Mustard spinach	
Cabbage	Collards	Rape greens	
Cabbage, Chinese (bok choy)	Kale	Turnip greens (greens only)	
Cabbage, Chinese (napa)			
Target Disease	Rate pt/A (lb ai)	Application Timing	Use Directions
Downy mildew (<i>Peronospora parasitica</i>)	0.125 – 0.25 (0.0625-0.125)	Apply when conditions are favorable for disease, but before infection on a 14-day schedule.	Apply as a foliar spray by ground or air. Ridomil Gold SL must be used in a tank mix with other fungicides registered for control of downy mildew. Apply with the full label rate of the tank mix partner fungicide.
For soil injected or soil incorporated applications, refer to Section 7.5 .			
Resistance Management:			
<ul style="list-style-type: none"> Refer to Section 3.2. 			
USE RESTRICTIONS			
<ol style="list-style-type: none"> Refer to Section 6.1 for additional product use restrictions. Maximum Single Application Rate: 0.25 pt/A (equivalent to 0.125 lb ai/A mefenoxam) Minimum Application Interval: 14 days Maximum Annual Application Rate: Soil: 2.0 pt/A/year (equivalent to 1.0 lb ai/A/year mefenoxam) Foliar: 1.0/pt/A/year (equivalent to 0.5 lb ai/A/year mefenoxam) <ol style="list-style-type: none"> DO NOT exceed the 1.0 lb ai/A/year of soil-applied and 0.50 lb ai/A/year of foliar-applied mefenoxam- and metalaxyl-containing products. DO NOT apply foliar sprays of Ridomil Gold SL without a labeled tank-mix partner. DO NOT apply the Ridomil Gold SL mixture in fields where downy mildew is already established. DO NOT apply to dual purpose turnip cultivars or varieties which produce a harvestable root. Pre-harvest Interval (PHI): 7 days 			

8.7 Cacao

Crops (Including all cultivars, varieties, and/or hybrids of these)			
Cacao			
Target Disease	Rate (lb ai)	Application Timing	Use Directions
Black pod rot (<i>Phytophthora</i> spp.)	0.32 fl oz/A (0.01)	Make first application prior to disease development, and additional sprays on a 21 day schedule.	Foliar/pod spray: Apply in mixture with a copper fungicide. Apply in sufficient volume to ensure complete coverage of the canopy and developing pods.
Precaution:			
<ul style="list-style-type: none"> Make no more than two consecutive applications of Ridomil Gold SL or other Group 4 fungicide before alternating with a fungicide that is not in Group 4. 			
Resistance Management:			
<ul style="list-style-type: none"> Refer to Section 3.2. 			
USE RESTRICTIONS			
<ol style="list-style-type: none"> Refer to Section 6.1 for additional product use restrictions. Maximum Single Application Rate: 0.32 fl oz/A (equivalent to 0.01 lb ai/A mefenoxam) Minimum Application Interval: 21 days Maximum Annual Application: 1.28 fl oz/A/year (equivalent to 0.04 lb ai/A/year mefenoxam) <ol style="list-style-type: none"> DO NOT exceed 0.04 lb ai/A/year of mefenoxam- and metalaxyl-containing products. Pre-Harvest Interval (PHI): 30 days 			

8.8 Citrus Fruit, Crop Group 10

Crops (including all cultivars, varieties, and/or hybrids of these)			
Calamondin	Grapefruit	Orange, sour	
Citrus citron	Kumquat	Orange, sweet	
Citrus hybrids	Lemon	Pummelo	
chironja	Lime	Satsuma mandarin	
tangelo	Mandarin (tangerine)		
tangor			
Target Disease	Rate (lb ai)	Application Timing	Use Directions
Brown rot Citrus foot rot Gummosis Root rot Trunk canker (<i>Phytophthora</i> spp.)	Broadcast 2.0 pt/A (1.0) Chemigation 0.5 pt/grove acre (0.5)	Citrus Resets or New Plantings: Make first application at planting. Make two or three applications per year (spring + summer, summer + fall, or spring + summer + fall).	Spray boom: Apply to soil beneath the tree canopy. If rain is not expected within 24 hours after application, sprinkler irrigate with ½ to 1 inch of water to move product into root zone. Chemigation: Ridomil Gold SL can be applied through irrigation water (micro-sprinkler or drip).
NOTE: for best <i>Phytophthora</i> control, a combination of cultural practices, fungicides with	California only: Broadcast 2.0-4.0 pt/A (1.0-2.0)		

different modes of action, and resistant varieties are recommended.	Chemigation 0.5-1 pt/grove acre (0.25-0.5)		
	Water Ring drench 1.0-1.5 fl oz/100 gallons water		Water ring drench: Apply 5 gal of the mix around the base of each tree within the watering ring of resets or new plantings.
	Newly planted to 6 months: 0.5 fl oz/20 trees Trees >6months: 1.0-1.5 fl oz/20 trees	Individual Tree Treatment for Resets/New Plantings: Newly planted to 6 months Trees >6 months	Mix desired amount of Ridomil Gold SL in a water solution. Apply as a directed spray to individual trees (generally 8-12 fl oz solution/tree) around the base of the tree and outwards to cover the fibrous root system. Follow with sprinkler irrigation to move product into the root zone. May be tank mixed with other approved pesticides.
	Broadcast 1 pt/A- 2.0 pt/A (0.5-1-0) Chemigation 0.5-1.0 pt/grove acre (0.25-0.5) California only: Broadcast 1.0 pt-6.0 pt/A (0.5-3.0)	Established Plantings: Begin applications during the spring root flush period. One or two additional applications may be made to coincide with flushes of root growth. Time the applications as in the Citrus Resets or New Plantings section above.	Spray boom: Apply to soil beneath the tree canopy. If rain is not expected within 24 hours after application, sprinkler irrigate with ½ to 1 inch of water to move product into root zone. Chemigation: can be applied through irrigation water (micro-sprinkler or drip). Consult local extension bulletins for additional use directions.
	2 pt in 3 gallons water (1.0) Florida only: 2 pt in 10 gallons of water	Trunk Spray for Gummosis: Apply up to 3 times per year.	Spray the trunks to thoroughly wet the cankers.

USE RESTRICTIONS

- 1) Refer to **Section 6.1** for additional product use restrictions.
- 2) **Maximum Single Application Rate:** 6 pt/A (equivalent to 3.0 lb ai/A mefenoxam)
- 3) **Minimum Application Interval:** 90 days
- 4) **Maximum Annual Application Rate:** 12 pt/A/year (equivalent to 6.0 lb ai/A/year mefenoxam)
 - a) **DO NOT** exceed 6.0 lb ai/A/year of mefenoxam- and metalaxyl-containing products.
- 5) **DO NOT** apply to bare roots.
- 6) **DO NOT** apply to citrus in field or greenhouse nurseries.
- 7) **DO NOT** make trunk gummosis sprays and soil applications to the same tree in the same cropping season.
- 8) **DO NOT** apply rates higher than 2 pt/A to citrus resets or new plantings (less than 5 years old) in FL, PR or TX to prevent potential phytotoxicity.

- 9) **DO NOT** use on the highly Phytophthora susceptible sweet orange rootstock in FL.
 10) **DO NOT** apply tank mixes of Ridomil Gold SL and residual herbicides to trees less than 3 years old. Apply the herbicide first; then wait 3-4 weeks to apply Ridomil Gold SL.
 11) **Pre-harvest Interval (PHI):** 0 days

8.9 Cucurbit Vegetables, Crop Group 9

Crops (including all cultivars, varieties, and/or hybrids of these)			
Chayote (fruit)	Momordica spp.	Mango melon	Squash, summer
Chinese waxgourd	Balsam apple	Persian melon	Zucchini
(Chinese preserving melon)	Balsam pear	Pineapple melon	Squash, winter
Citron melon	Bittermelon	Santa Claus melon	Acorn squash
Cucumber	Chinese cucumber	Snake melon	Butternut squash
Gherkin	Muskmelon	True cantaloupe	Calabaza
Gourd, edible	Cantaloupe	Pumpkin	Hubbard squash
Hyotan	Casaba	Squash, summer	Spaghetti squash
Cucuzza	Crenshaw melon	Crookneck squash	Watermelon
Hechima	Golden pershaw melon	Scallop squash	
Chinese okra	Honeydew melon	Straightneck squash	
	Honey balls	Vegetable marrow	
Target Disease	Rate pt/A (lb ai)	Application Timing	Use Directions
Root rot (<i>Pythium</i> spp) Suppression: Phytophthora blight (<i>Phytophthora capsici</i>)	0.25 – 0.4 (0.125-0.20)	If soil applications were made at planting, two additional applications may be made at 20- to 30-day intervals.	For soil spray (directed) applications, direct the spray to the base of the plants and cover 6-8 inches of the soil on either side of the plants. Incorporate mechanically or sprinkler-irrigate to move the Ridomil Gold SL into the root zone. Injection (drip irrigation): Inject Ridomil Gold SL into the irrigation water at the labeled rates.
For soil-injected or soil incorporated applications, refer to Section 7.9 .			
Resistance Management:			
<ul style="list-style-type: none"> Refer to Section 3.2. 			
USE RESTRICTIONS			
1) Refer to Section 6.1 for additional product use restrictions. 2) Maximum Single Application Rate: 0.4 pt/A (equivalent to 0.2 lb ai/A mefenoxam) 3) Minimum Application Interval: 20 days 4) Maximum Annual Application Rate: Soil: 2.0 pt/A/year (equivalent to 1.0 lb ai/A/year mefenoxam) Foliar: 0.8 pt/A/year (equivalent to 0.4 lb ai/A/year mefenoxam) a) DO NOT exceed 1.0 lb ai/A/year of soil-applied and 0.5 lb ai/A/year of foliar-applied mefenoxam- and metalaxyl-containing products. 5) Pre-harvest Interval (PHI): 5 days			

8.10 Fruiting Vegetables

8.10.1 Crop Group 8, except Tomato

Crops (including all cultivars, varieties, and/or hybrids of these)			
Eggplant Groundcherry Pepino		Pepper Bell Chili Cooking	Pepper Pimento Sweet Tomatillo
Target Disease	Rate pt/A (lb ai)	Application Timing	Use Directions
Crown rot (<i>Phytophthora capsici</i>)	1.0 (0.5)	Make 2 post-directed applications at 30-day intervals following transplanting. Apply before plants are infected to obtain satisfactory results.	For banded spray application , direct the spray to the base of the plants and cover 6-8 inches of the soil on either side of the plants. Incorporate mechanically or sprinkler-irrigate to move the Ridomil Gold SL into the root zone. For shank application , apply in liquid fertilizer, shanked in as a banded treatment to either side of the plant. For Injection (drip irrigation) , inject Ridomil Gold SL into the irrigation water.
For soil-injected or soil incorporated applications, refer to Section 7.10.1 .			
Resistance Management:			
<ul style="list-style-type: none"> Refer to Section 3.2 			
Precaution:			
<ul style="list-style-type: none"> Application of Ridomil Gold SL may cause some yellowing of pepper leaves. Plants already infected with <i>Phytophthora capsici</i> cannot be cured with Ridomil Gold SL. The foliar blight phase of <i>Phytophthora</i> cannot be cured with Ridomil Gold SL. 			
USE RESTRICTIONS			
<ol style="list-style-type: none"> Refer to Section 6.1 for additional product use restrictions. Maximum Single Application Rate: 1.0 pt/A (equivalent to 0.5 lb ai/A mefenoxam) Minimum Application Interval: 30 days Maximum Annual Application Rate: 2.0 pt/A/year (equivalent to 1.0 lb ai/A/year mefenoxam) <ol style="list-style-type: none"> DO NOT exceed 1.5 lb ai/A/year of soil-applied mefenoxam- and metalaxyl-containing products and 0.5 lb ai/A/year of foliar-applied mefenoxam- and metalaxyl-containing products. Pre-harvest Interval (PHI): 7 days 			

8.10.2 Tomato

Crops (including all cultivars, varieties, and/or hybrids)			
Tomato			
Target Disease	Rate pt/A (lb ai)	Application Timing	Use Directions
Fruit rot (<i>Phytophthora</i> spp.) Root rot (<i>Pythium</i> spp.)	1.0 (0.5)	4-6 weeks after planting. If needed, make a second application up to 1 week before harvest.	Soil spray (broadcast or band) or soil injection: Apply as a directed soil surface spray under the vines or injected into the beds with water or liquid fertilizer.
For soil-injected or soil incorporated applications, refer to Section 7.10.2 .			
Resistance Management:			
<ul style="list-style-type: none"> Refer to Section 3.2 			
USE RESTRICTIONS			
1) Refer to Section 6.1 for additional product use restrictions. 2) Maximum Single Application Rate: 1.0 pt/A (equivalent to 0.5 lb ai/A mefenoxam) 3) Minimum Application Interval: 28 days 4) Maximum Annual Application Rate: 3.0 pt/A/year (equivalent to 1.5 lb ai/A/year mefenoxam) a) DO NOT exceed 1.5 lb ai/A/year of soil-applied and 0.5 foliar application mefenoxam- and metalaxyl-containing products. 5) Pre-harvest Interval (PHI): 7 days			

8.11 Herbs, Fresh and Dried, Herb Subgroup 19A

Crops (including all cultivars, varieties, and/or hybrids of these)			
Angelica, balm	Curry (leaf)	Rosemary	
Basil	Dillweed	Rue	
Borage	Horehound	Sage	
Burnet	Hyssop	Savory, Summer and winter	
Camomile	Lavender	Sweet bay	
Catnip	Lemongrass	Tansy	
Chervil (dried)	Lovage (leaf)	Tarragon	
Chive	Marigold	Thyme	
Chive, Chinese, Clary	Marjoram	Wintergreen	
Coriander (leaf)	Nasturtium	Woodruff	
Costmary	Parsley (dried)	Wormwood	
Cilantro (leaf)	Pennyroyal		
Target Disease	Rate pt/A (lb ai)	Application Timing	Use Directions
Damping off (<i>Pythium</i> spp.)	1.0–2.0 (0.5-1.0)	28 days after planting or after first cutting.	Banded spray: Apply as a basally directed spray. Direct the spray toward the base of the plants (12- to 16-inch band width/row).
For soil-injected or soil incorporated applications, refer to Section 7.13 .			
Resistance Management:			
<ul style="list-style-type: none"> Refer to Section 3.2 			
USE RESTRICTIONS			
1) Refer to Section 6.1 for additional product use restrictions.			

- 2) **Maximum Single Application Rate:** 2.0 pt/A (equivalent to 1.0 lb ai/A mefenoxam)
- 3) **Minimum Application Interval:** 28 days
- 4) **Maximum Annual Application Rate:** 4.0 pt/A/year (equivalent to 2.0 lb ai/A/year mefenoxam)
 - a) **DO NOT** exceed 2.0 lb ai/A/year of soil-applied mefenoxam- and metalaxyl-containing products.
- 5) **Pre-harvest Interval (PHI):** 21 days

8.12 Hops

Crops (including all cultivars, varieties, and/or hybrids)			
Hops			
Target Disease	Rate pt/A (lb ai)	Application Timing	Use Directions
Downy mildew (<i>Pseudoperonospora humuli</i>)	0.5 (0.25)	Soil Application (drench or via drip/micro-sprinkler irrigation): Apply after pruning but before training when shoots are 6 inches or less.	Soil Application (drench or via drip/micro-sprinkler irrigation): Apply as a drench in water or liquid fertilizer to the soil over the crowns.
	0.5 (0.25)	Foliar spray: At the first sign of a secondary infection (primary infection persists after the soil drench and/or there is evidence of foliar infection).	Foliar spray: Apply in combination with a copper fungicide. Apply by ground with a minimum of 50 gal of water per acre.
Resistance Management:			
<ul style="list-style-type: none"> • Refer to Section 3.2 			
USE RESTRICTIONS			
<ol style="list-style-type: none"> 1) Refer to Section 6.1 for additional product use restrictions. 2) Maximum Single Application Rate: 0.5 pt/A 3) Minimum Application Interval: 14 days (equivalent to 0.25 lb ai/A mefenoxam) 4) Maximum Annual Application Rate: Soil: 0.5 pt/A/year (equivalent to 0.25 lb ai/A/year mefenoxam) Foliar: 1.0 pt/A/year foliar-applied (equivalent to 0.5 lb ai/A/year mefenoxam) <ol style="list-style-type: none"> a) DO NOT exceed 0.25 lb ai/A/year of soil-applied and 0.5 lb ai/A/year of foliar-applied mefenoxam- and metalaxyl-containing products. 5) DO NOT apply foliar sprays of Ridomil Gold SL without a copper fungicide registered for hops. 6) Pre-harvest Interval (PHI): 45 days 			

8.13 Legume Vegetables, Succulent Shelled Pea and Bean

Crops (including all cultivars, varieties, and/or hybrids of these)			
Bean, broad Bean, lima Cowpea	Pea, blackeyed Pea, English Pea, garden	Pea, pigeon Pea, southern	
Target Disease	Rate pt/A (lb ai)	Application Timing	Use Directions
Downy mildew (<i>Phytophthora parasitica</i>)	0.125 – 0.2 (0.0625-0.1)	Apply on a 14-day schedule when conditions are favorable for disease, but before infection.	Foliar spray (ground or air): Ridomil Gold SL must be used in a tank mix with other fungicides registered for control of downy mildew. Apply with the full label rate of the tank mix partner fungicide.
Resistance Management:			
<ul style="list-style-type: none"> Refer to Section 3.2 			
USE RESTRICTIONS			
1) Refer to Section 6.1 for additional product use restrictions. 2) Maximum Single Application Rate: 0.2 pt/A (equivalent to 0.1 lb ai/A mefenoxam) 3) Minimum Application Interval: 14 days 4) Maximum Annual Rate: Soil: 1.0 pt/A/year (equivalent to 0.5 lb ai/A/year mefenoxam) Foliar: 0.8 pt/A/year (equivalent to 0.4 lb ai/A/year mefenoxam) a) DO NOT exceed 0.5 lb ai/A/year of soil-applied and 0.4 lb ai/A/year of foliar-applied mefenoxam- and metalaxyl-containing products. 5) For use only on succulent beans east of the Mississippi River. 6) Pre-harvest Interval (PHI): 3 days			

8.14 Lettuce

Crops (including all cultivars, varieties, and/or hybrids)			
Lettuce, head and leaf			
Target Disease	Rate pt/A (lb ai)	Application Timing	Use Directions
Downy mildew (<i>Bremia lactucae</i>)	0.125 – 0.25 (0.0625-0.125)	Apply when conditions are favorable for disease, but before infection on a 14-day schedule.	Foliar spray (ground or air): Ridomil Gold SL must be used in a tank mix with other fungicides registered for control of downy mildew. Apply with the full label rate of the tank mix partner fungicide.
For soil-injected or soil incorporated applications, refer to Section 7.14 .			
Resistance Management:			
<ul style="list-style-type: none"> Refer to Section 3.2 			
USE RESTRICTIONS			
1) Refer to Section 6.1 for additional product use restrictions. 2) Maximum Single Application Rate: 0.25 pt/A (equivalent to 0.125 lb ai/A mefenoxam) 3) Minimum Application Interval: 14 days			

- 4) **Maximum Annual Application Rate: Soil:** 2.0 pt/A/year (equivalent to 1.0 lb ai/A/year mefenoxam)
Foliar: 0.8 pt/A/year (equivalent to 0.4 lb ai/A/year mefenoxam)
 a) **DO NOT** exceed 1.0 lb ai/A/year of soil-applied (pre-plant or at-planting) and 0.4 lb ai/A/year of foliar-applied mefenoxam- and metalaxyl-containing products.
- 5) **DO NOT** apply foliar sprays of Ridomil Gold SL without a labeled tank mix partner.
- 6) **DO NOT** apply the Ridomil Gold SL mixture in fields where downy mildew is already established.
- 7) **DO NOT** apply more than 4 foliar applications per crop.
- 8) **Pre-harvest Interval (PHI):** 7 days

8.15 Peanut

Crops (including all cultivars, varieties, and/or hybrids)			
Peanuts			
Target Disease	Rate pt/A (lb ai)	Application Timing	Use Directions
Pod rot (<i>Pythium</i> spp.)	0.5 – 1.0 (0.25-0.5)	At pegging to early pod set	Apply at early pod set as a soil spray or at pegging as a foliar spray (overhead irrigation).
For soil-injected or soil incorporated applications, refer to Section 7.16 .			
Resistance Management:			
<ul style="list-style-type: none"> Refer to Section 3.2 			
USE RESTRICTIONS			
1) Refer to Section 6.1 for additional product use restrictions. 2) Maximum Single Application Rate: 1.0 pt/A (equivalent to 0.5 lb ai/A mefenoxam) 3) Minimum Application Interval: NA 4) Maximum Annual Application Rate: Foliar: 1.0 pt/A/year (equivalent to 0.5 lb ai/A/year mefenoxam) a) DO NOT exceed 0.125 lb ai/A/year soil-applied and 0.5 lb ai/A/year foliar-applied of mefenoxam- and metalaxyl-containing products. 5) Pre-harvest Interval (PHI): NA			

8.16 Root and Tuber Vegetables

8.16.1 Carrots

Crops (including all cultivars, varieties, and/or hybrids)			
Carrots			
Target Disease	Rate pt/A (lb ai)	Application Timing	Use Directions
Cavity spot Root dieback (<i>Pythium</i> spp.)	0.25 – 1.0 (0.125-0.5)	Post-planting: Apply 28-50 days after planting. Apply on a 14-21 day interval.	For post-planting applications, apply by chemigation (Section 4.5), by ground equipment with a spray directed to the base of the plant, or shanked in with liquid fertilizer. All ground applications must be followed by irrigation by one inch of water to promote movement of product into the root zone.

		<p>Directed spray: Make up to 4 applications beginning 40-60 days after planting on a 14-21 day interval.</p>	<p>For directed spray apply as a broadcast or banded application. Apply as a spray directed to the base of the plant. Use sufficient water to provide uniform coverage of soil.</p> <p>For banded applications, use a 7-inch band.</p> <p>For irrigation, inject Ridomil Gold SL into the irrigation water.</p> <p>For best control of cavity spot, use a preventive disease control program that incorporates an at-planting or seed treatment use of Ridomil Gold SL or Apron XL® followed by one or more additional applications.</p>
--	--	--	--

For soil-injected or soil incorporated applications, refer to **Section 7.18.1.**

Resistance Management:

- Refer to **Section 3.2.**

USE RESTRICTIONS

- 1) Refer to **Section 6.1** for additional product use restrictions.
- 2) **Maximum Single Application Rate:** 1.0 pt/A (equivalent to 0.5 lb ai/A mefenoxam)
- 3) **Minimum Application Interval:** 14 days
- 4) **Maximum Annual Application Rate:** 2.8 pt/A/year (equivalent to 1.4 lb ai/A/year mefenoxam)
 - a) **DO NOT** exceed a total of 1.4 lb ai/A/year of mefenoxam- and metalaxyl-containing products.
 - b) **DO NOT** exceed 0.65 lb ai/A/year of soil-applied and 0.75 lb ai/A/year of foliar-applied mefenoxam- and metalaxyl-containing products.
- 5) **DO NOT** use a soil application if a seed treatment containing mefenoxam or metalaxyl is used.
- 6) **Pre-harvest Interval (PHI):** 7 days.

8.16.2 Potato

Crops (including all cultivars, varieties, and/or hybrids)			
Potato			
Target Disease	Rate fl oz/A (lb ai)	Application Timing	Use Directions
Storage rots Pink rot (<i>Phytophthora erythroseptica</i>) Pythium leak (<i>Pythium</i> spp.)	3.2 (0.1)	At tuber initiation when the largest tubers are the size in diameter of a nickel. Usually coincides with initiation of flowering. Make a second application 14 days later and, if the field has a history of storage rot problems, a third application 14 days after the second application.	Make broadcast or soil-directed applications by air, ground, or chemigation. If the field has a history of storage rot problems, make a third application. If foliar diseases are expected, then a tank mix with a labeled rate of mancozeb or chlorothalonil products is required. Use in conjunction with other management practices such as crop rotation and resistant varieties.
For soil-injected or soil incorporated applications, refer to Section 7.18.4.			
Resistance Management:			

- Refer to **Section 3.2**

USE RESTRICTIONS

- 1) Refer to **Section 6.1** for additional product use restrictions.
- 2) **Maximum Single Application Rate:** 3.2 fl oz/A (equivalent to 0.1 lb ai/A mefenoxam)
- 3) **Minimum Application Interval:** 14 days
- 4) **Maximum Annual Application Rate:** 9.6 fl oz/A/year (equivalent to 0.3 lb ai/A/year mefenoxam)
 - a) **DO NOT** exceed 0.34 lb ai/A/year of soil-applied and 0.40 lb ai/A/year of foliar-applied mefenoxam- and metalaxyl-containing products.
- 5) **Pre-harvest Interval (PHI):** 14 days

8.17 Stone Fruits, Crop Group 12

Crops (including all cultivars, varieties, and/or hybrids of these)

Apricot	Peach	Plum, Japanese
Cherry, sweet	Plum	Plumcot
Cherry, tart	Plum, Chickasaw	Prune
Nectarine	Plum, Damson	

Target Disease	Rate pt/A (lb ai)	Application Timing	Use Directions
Collar rot Crown rot Root rot (<i>Phytophthora</i> spp.)	4.0 (2.0) or 1.5 fl oz/1,000 sq ft	Two weeks after planting (new plantings) or in the spring before growth begins (established plantings). Additional applications may be made at 2- to 3-month intervals, depending on disease pressure. Apply before symptoms appear.	Soil spray (broadcast, band or irrigation): Apply to soil beneath the tree canopy or apply through irrigation water (micro-sprinkler or drip) to cover the root zone. For intensive plantings (2-3 times the normal planting rate), apply on a per area basis (1,000 sq ft).

Resistance Management:

- Refer to **Section 3.2**

Precaution:

- Ridomil Gold SL will not revitalize trees showing moderate to severe disease symptoms.

USE RESTRICTIONS

- 1) Refer to **Section 6.1** for additional product use restrictions.
- 2) **Maximum Single Application Rate:** 4.0 pt/A (equivalent to 2.0 lb ai/A mefenoxam)
- 3) **Minimum Application Interval:** 60 days
- 4) **Maximum Annual Application Rate:** 12.0 pt/A/year (equivalent to 6 lb ai/A/year mefenoxam)
 - a) **DO NOT** exceed 6.0 lb ai/A/year of soil-applied mefenoxam- and metalaxyl-containing products.
- 5) **DO NOT** apply more than 3 applications per year.
- 6) **DO NOT** concentrate spray around tree trunks.
- 7) **DO NOT** apply to trees under stress.
- 8) In CA, **DO NOT** apply to newly planted trees within 45 days of planting. On some varieties, chlorosis may occur on leaf margins.
- 9) **DO NOT** graze livestock in treated areas.
- 10) **DO NOT** graze or feed cover crops grown in treated orchards.
- 11) **Pre-harvest Interval (PHI):** 0

8.18 Tobacco

Crops (including all cultivars, varieties, and/or hybrids)			
Tobacco			
Target Disease	Rate pt/A (lb ai)	Application Timing	Use Directions
Blue mold (<i>Peronospora tabacina</i>)	0.5 (0.25) For no-till tobacco: 0.5 – 1.0 (0.25-0.5)	If Ridomil Gold SL was applied prior to transplanting, make an additional application at lay-by or the last cultivation.	Soil spray (band): Position the nozzles so the spray is deposited under the plants and is covered by the soil in cultivation.
Black shank (<i>Phytophthora parasitica</i> var. <i>nicotianae</i>)	1.0 – 2.0 (0.5-1.0) For no-till tobacco: 0.50 – 1.0 (0.25-0.5)	One application at lay-by or one application at the first cultivation and a second application at lay-by. Apply preventatively for effective black shank control. If black shank is expected early in the season, apply as near as possible to transplanting followed by sequential applications.	Soil spray (broadcast or band): Position the nozzles so the spray is deposited under the plants and covered with soil by the cultivator. Use the higher specified rate if the disease epidemic is expected to be severe. Consult local extension bulletins for additional use directions. For best results against black shank, use tobacco varieties that have high resistance to black shank and use crop rotation. In fields with a history of severe black shank, use the highest specified rate and plant variety resistant to the race of <i>Phytophthora</i> present (Burley L8 hybrids are resistant to only <i>Phytophthora</i> Race 0).
For soil-injected or soil incorporated applications, refer to Section 7.20 .			
Resistance Management:			
<ul style="list-style-type: none"> Refer to Section 3.2 			
Precautions:			
<ul style="list-style-type: none"> Failure to adequately control nematodes in fields treated with Ridomil Gold SL may result in poor control of black shank. 			
USE RESTRICTIONS			
<ol style="list-style-type: none"> Refer to Section 6.1 for additional product use restrictions. Maximum Single Application Rate: 2.0 pt/A (equivalent to 1.0 lb ai/A mefenoxam) Minimum Application Interval: 14 days Maximum Annual Application Rate: 3.0 pt/A/year (equivalent to 1.5 lb ai/A/year mefenoxam) <ol style="list-style-type: none"> DO NOT exceed 1.5 lb ai/A/year of mefenoxam- and metalaxyl-containing products. DO NOT use in high black shank areas on highly susceptible flue-cured varieties. DO NOT use Ridomil Gold SL for black shank control in PA. Pre-harvest Interval (PHI): NA 			

8.19 Tree Nuts, Crop Group 14-12

Crops (including all cultivars, varieties, and/or hybrids)			
African nut-tree	Cashew	Hickory nut	Pecan
Almond	Chestnut	Japenese horse-chestnut	Pequi Nut
Beechnut	Chinquapin	Macadamia Nut	Pili Nut
Brazil nut	Coconut	Mongongo nut	Pine nut
Brazilian Pine	Coquito nut	Monkey pot	Pistachio
Bunya	Dika nut	Monkey puzzle nut	Sapucaia nut
Bur Oak	Ginkgo	Okari nut	Tropical almond
Butternut	Guiana Chestnut	Pachira nut	Walnut, black
Cajou nut	Hazelnut (Filbert)	Peach palm nut	Walnut, English
Candlenut	Heartnut		Yellowhorn
Target Disease	Rate pt/A (lb ai)	Application Timing	Use Directions
Collar rot Crown rot Root rot (<i>Phytophthora</i> spp.)	4.0 (2.0) or 1.5 fl oz/1,000 sq ft	2 weeks after planting (new plantings) or in the spring before growth begins (established plantings). Additional applications may be made at 2- to 3-month intervals, depending on disease pressure. Apply before symptoms appear.	Soil spray (broadcast, band or irrigation): Apply to soil beneath the tree or apply through irrigation water (micro-sprinkler or drip) to cover the root zone. For intensive plantings (2-3 times the normal planting rate), apply on a per area basis (1,000 sq ft).
Resistance Management:			
<ul style="list-style-type: none"> Refer to Section 3.2 			
Precaution:			
<ul style="list-style-type: none"> Ridomil Gold SL will not revitalize trees showing moderate to severe disease symptoms. 			
USE RESTRICTIONS			
<ol style="list-style-type: none"> Refer to Section 6.1 for additional product use restrictions. Maximum Single Application Rate: 4.0 pt/A (equivalent to 2.0 lb ai/A mefenoxam) Minimum Application Interval: 60 days Maximum Annual Application Rate: 12.0 pt/A/year (equivalent to 6.0 lb ai/A/year mefenoxam) <ol style="list-style-type: none"> DO NOT exceed 6.0 lb ai/A/year of soil-applied mefenoxam- and metalaxyl-containing products. DO NOT apply more than 3 applications per year. DO NOT concentrate spray around tree trunks. DO NOT apply to trees under stress. In CA, DO NOT apply to newly planted trees within 45 days of planting. On some varieties, chlorosis may occur on leaf margins. DO NOT graze livestock in treated areas. DO NOT graze or feed cover crops grown in treated orchards. Pre-harvest Interval (PHI): 30 days 			

8.20 Tropical and Subtropical Fruit, Inedible Peel

8.20.1 Medium to Large Fruit, Smooth and Rough or Hairy Peel

Crops (including all cultivars, varieties, and/or hybrids of these)			
Canistel Mango Papaya Sapote, black		Sapote, mamey Sapodilla Star apple	
Target Disease	Rate pt/A (lb ai)	Application Timing	Use Directions
Damping off (<i>Pythium</i> spp.) Root rot (<i>Phytophthora</i> spp.)	1.5 – 3.0 (0.75-1.5)	Two applications may be made per season. Make the first application at transplanting or in the spring at root growth flush. Make a second application at least 1 day before harvest.	Soil drench: Add Ridomil Gold SL to water or a liquid fertilizer solution. Apply this solution to the base of the plants to deliver approximately 5 gallons per plant.
Resistance Management:			
<ul style="list-style-type: none"> Refer to Section 3.2 			
USE RESTRICTIONS			
<ol style="list-style-type: none"> Refer to Section 6.1 for additional product use restrictions. Maximum Single Application Rate: 3.0 pt/A (equivalent to 1.5 lb ai/A mefenoxam) Minimum Application Interval: 90 days Maximum Annual Application Rate: 6.0 pt/A/year (equivalent to 3.0 lb ai/A/year mefenoxam) <ol style="list-style-type: none"> DO NOT exceed 3.0 lb ai/A/year of mefenoxam- and metalaxyl-containing products. DO NOT apply more than 2 applications per year. Pre-harvest Interval (PHI): 1 day 			

8.20.2 Medium to Large Fruit, Rough or Hairy Peel

Crops (including all cultivars, varieties, and/or hybrids of these)			
Atemoya Biriba Cherimoya Custard apple		Ilama Starfruit Soursop Sugar apple	
Target Disease	Rate pt/A (lb ai)	Application Timing	Use Directions
Crown rot Damping off Pythium root rot (<i>Pythium</i> spp.) Crown rot Phytophthora root rot (<i>Phytophthora</i> spp.) Starfruit only: Crown rot Root rot (<i>Phytophthora</i> spp.)	1.5 – 3.0 (0.75-1.5)	Make one application in the spring when root growth begins. Make a second application in the fall.	Soil drench: Add Ridomil Gold SL to water or a liquid fertilizer solution. Make applications to the soil surface under the canopy of the trees delivering approximately 5 gal/plant.

Crown rot Pythium root rot (<i>Pythium</i> spp.)			
Resistance Management:			
<ul style="list-style-type: none"> Refer to Section 3.2 			
USE RESTRICTIONS			
<ol style="list-style-type: none"> Refer to Section 6.1 for additional product use restrictions. Maximum Single Application Rate: 3.0 pt/A (equivalent to 1.5 lb ai/A mefenoxam) Minimum Application Interval: 90 days Maximum Annual Application Rate: 6.0 pt/A/year (equivalent to 3.0 lb ai/A/year mefenoxam) <ol style="list-style-type: none"> DO NOT exceed 3.0 lb ai/A/year of mefenoxam- and metalaxyl-containing products. DO NOT apply more than 2 applications per year. Pre-harvest Interval (PHI): 30 days 			

8.21 Wasabi

Crops (Including all cultivars, varieties, and/or hybrids of these)			
Wasabi (greenhouse)			
Target Disease	Rate pt/A (lb ai)	Application Timing	Use Directions
Root Rot (<i>Pythium</i> spp.)	0.5-1.5 (0.25-0.75) Equivalent to 0.0012 – 0.014 lb ai/ft ³	Make the first application prior to disease onset and subsequent applications on a 7 day interval.	Greenhouse foliar mist application only: Apply only via automatic foliar misting system in 400-1500 gal/A. Do not apply more than 2 sequential applications of Ridomil Gold SL or other Group 4 fungicides before alternating with a fungicide that is not in Group 4.
Resistance Management:			
<ul style="list-style-type: none"> Refer to Section 3.2. 			
USE RESTRICTIONS			
<ol style="list-style-type: none"> Refer to Section 6.1 for additional product use restrictions. Maximum Single Application Rate: 1.5 pt/A (equivalent to 0.75 lb ai/A mefenoxam) Minimum Application Interval: 7 days Maximum Annual Application: 9.0 pt/A (equivalent to 4.5 lb ai/A/year mefenoxam) <ol style="list-style-type: none"> DO NOT exceed 4.5lb ai/A/year of mefenoxam- and metalaxyl-containing products. Applications may only be made via automatic foliar misting system. No workers or handlers may be present in the greenhouse during application. DO NOT apply more than 6 applications per year. Pre-Harvest Interval (PHI): 7 days 			

9.0 STORAGE AND DISPOSAL

Storage and Disposal

Do not contaminate water, food, or feed by storage or disposal.

Pesticide Storage

Store in original containers only. Keep container closed when not in use. Do not store near food or feed. In case of spill on floor or paved surfaces, mop and remove to chemical waste storage area until proper disposal can be made if product cannot be used according to label.

Pesticide Disposal

Pesticide wastes are acutely hazardous. Improper disposal of excess pesticide, spray mixture, or rinsate is a violation of Federal Law. If these wastes cannot be disposed of by use according to label instructions, contact your State Pesticide or Environmental Control Agency, or the Hazardous Waste representative at the nearest EPA Regional Office.

Container Handling [less than or equal to 5 gallons]

Non-refillable container. Do not reuse or refill this container. Triple rinse container (or equivalent) promptly after emptying. Triple rinse as follows: Empty the remaining contents into application equipment or a mix tank and drain for 10 seconds after the flow begins to drip. Fill the container $\frac{1}{4}$ full with water and recap. Shake for 10 seconds. Pour rinsate into application equipment or a mix tank or store rinsate for later use or disposal. Drain for 10 seconds after the flow begins to drip. Repeat this procedure two more times. Then offer for recycling if available or puncture and dispose of in a sanitary landfill, or by incineration, or by other procedures approved by state and local authorities.

Container Handling [greater than 5 gallons]

Non-refillable container. Do not reuse or refill this container. Triple rinse container (or equivalent) promptly after emptying. Triple rinse as follows: Empty the remaining contents into application equipment or a mix tank. Fill the container $\frac{1}{4}$ full with water. Replace and tighten closures. Tip container on its side and roll it back and forth, ensuring at least one complete revolution, for 30 seconds. Stand the container on its end and tip it back and forth several times. Turn the container over onto its other end and tip it back and forth several times. Empty the rinsate into application equipment or a mix tank or store rinsate for later use or disposal. Repeat this procedure two more times. Then offer for recycling if available or puncture and dispose of in a sanitary landfill, or by incineration, or by other procedures approved by state and local authorities.

Container Handling [greater than 5 gallons]

Refillable container. Refill this container with pesticide only. Do not reuse this container for any other purpose. Cleaning the container before final disposal is the responsibility of the person disposing of the container. Cleaning before refilling is the responsibility of the person refilling. To clean container before final disposal, empty the remaining contents from this container into application equipment or mix tank. Fill the container about 10 percent full with

water. Agitate vigorously or recirculate water with the pump for 2 minutes. Pour or pump rinsate into application equipment or rinsate collection system. Repeat this rinsing procedure two more times. Then offer for recycling if available or puncture and dispose of in a sanitary landfill, or by incineration, or by other procedures approved by state and local authorities.

CONTAINER IS NOT SAFE FOR FOOD, FEED OR DRINKING WATER.

10.0 CONDITIONS OF SALE AND LIMITATION OF WARRANTY AND LIABILITY

NOTICE: Read the entire Directions for Use and Conditions of Sale and Limitation of Warranty and Liability before buying or using this product. If the terms are not acceptable, return the product at once, unopened, and the purchase price will be refunded.

The Directions for Use of this product must be followed carefully. It is impossible to eliminate all risks inherently associated with the use of this product. Crop injury, ineffectiveness or other unintended consequences may result because of such factors as manner of use or application, weather or crop conditions, presence of other materials or other influencing factors in the use of the product, which are beyond the control of SYNGENTA CROP PROTECTION, LLC or Seller. To the extent permitted by applicable law, Buyer and User agree to hold SYNGENTA and Seller harmless for any claims relating to such factors.

SYNGENTA warrants that this product conforms to the chemical description on the label and is reasonably fit for the purposes stated in the Directions for Use, subject to the inherent risks referred to above, when used in accordance with directions under normal use conditions. To the extent permitted by applicable law: (1) this warranty does not extend to the use of the product contrary to label instructions, or under conditions not reasonably foreseeable to or beyond the control of Seller or SYNGENTA, and (2) Buyer and User assume the risk of any such use. **TO THE EXTENT PERMITTED BY APPLICABLE LAW, SYNGENTA MAKES NO WARRANTIES OF MERCHANTABILITY OR OF FITNESS FOR A PARTICULAR PURPOSE NOR ANY OTHER EXPRESS OR IMPLIED WARRANTY EXCEPT AS WARRANTED BY THIS LABEL.**

To the extent permitted by applicable law, in no event shall SYNGENTA be liable for any incidental, consequential or special damages resulting from the use or handling of this product. **TO THE EXTENT PERMITTED BY APPLICABLE LAW, THE EXCLUSIVE REMEDY OF THE USER OR BUYER, AND THE EXCLUSIVE LIABILITY OF SYNGENTA AND SELLER FOR ANY AND ALL CLAIMS, LOSSES, INJURIES OR DAMAGES (INCLUDING CLAIMS BASED ON BREACH OF WARRANTY, CONTRACT, NEGLIGENCE, TORT, STRICT LIABILITY OR OTHERWISE) RESULTING FROM THE USE OR HANDLING OF THIS PRODUCT, SHALL BE THE RETURN OF THE PURCHASE PRICE OF THE PRODUCT OR, AT THE ELECTION OF SYNGENTA OR SELLER, THE REPLACEMENT OF THE PRODUCT.**

SYNGENTA and Seller offer this product, and Buyer and User accept it, subject to the foregoing Conditions of Sale and Limitation of Warranty and Liability, which may not be

modified except by written agreement signed by a duly authorized representative of SYNGENTA.

11.0 APPENDIX

11.1 [Optional] Ridomil Gold SL Use Summary Table

[Start of Optional Text]

IMPORTANT: The table below is a summary of the Crop Use Directions for Ridomil Gold SL. However, it is important for the user to read and follow the complete instructions contained within this label.

Crop or Crop Group Subgroup with examples	Maximum Rate Per Application (lb ai/A)	Maximum Annual Application Rate (lb ai/A/year)	Minimum Application Interval Days	Pre-Harvest Interval (PHI days)
Soil Injected or Soil Incorporated Applications				
Alfalfa	0.25	0.25	NA	60
Artichokes	1.0	1.0	NA	200
Avocado	2.0	6.0	90	28
Berry and Small Fruit <i>Bushberry, Crop Subgroup 13-07B</i> Blueberry, Highbush, Cranberry	1.8	3.6	90	0
Berry and Small Fruit <i>Caneberry, Crop Subgroup 13-07A</i> Blackberry Raspberry	1.8	3.6 soil-applied and 0.2 foliar-applied	90	45
Berry and Small Fruit Strawberry	0.5	1.5	30	0
Brassica (Cole) Leafy Vegetables, Crop Group 5 Broccoli Cauliflower	1.0	1.0 soil-applied and 0.50 of foliar-applied	NA	NA
Bulb Vegetables Group Crop 3-07 Onion, bulb Onion, green	0.5	For onions (dry bulb): 1.0 soil-applied and 0.5 foliar-applied For onions	NA	NA

Crop or Crop Group Subgroup with examples	Maximum Rate Per Application (lb ai/A)	Maximum Annual Application Rate (lb ai/A/year)	Minimum Application Interval Days	Pre-Harvest Interval (PHI days)
		(green): 1.0 soil-applied and 0.3 foliar-applied		
Clover	0.25	0.25	NA	90
Cotton	0.0625 for 38-inch row centers (0.15 fl oz/1000 ft.)	0.125	NA	NA
Cucurbit Vegetables, Crop Group 9 Cucumber, Muskmelon, and Summer Squash	1.0	1.0 soil-applied and 0.5 foliar-applied	14	5
Fruiting Vegetables <i>Crop Group 8, except Tomato</i> Eggplant Tomatillo	0.5	1.5 soil-applied and 0.5 foliar-applied	30	7
Fruiting Vegetables, Tomato	1.0	1.5 soil-applied and 0.5 foliar-applied	28	7
Grapes	1.8	5.4 soil-applied and 0.4 foliar-applied	90	60
Grass, Forage, Fodder and Hay, Crop Group 17 Bluegrass, Fescue	0.5	0.5	NA	60
Herbs, Fresh and Dried, Herb Subgroup 19A Basil, Chive	1.0	2.0	28	21
Leafy Vegetables (except Brassica), Crop Group 4 Leaf Lettuce	1.0	Lettuce: 1.0 soil and 0.4 foliar Spinach and Leafy Greens: 1.0 soil at	Spinach only: 21 days	Leafy Vegetables: 7 Spinach: 3 only if soil application does not exceed 1.0 lb/A/year and foliar application of

Crop or Crop Group Subgroup with examples	Maximum Rate Per Application (lb ai/A)	Maximum Annual Application Rate (lb ai/A/year)	Minimum Application Interval Days	Pre-Harvest Interval (PHI days)
Spinach		planting and 0.25 soil at post planting, shanked in applications; or 1.0 soil at plant and 0.4 foliar-applied		Ridomil Gold Copper (EPA registration, #100-804) formulation does not exceed 0.25 lb ai mefenoxam/A/year, otherwise 21 days
Legume Vegetables, Succulent or Dried, Crop Group 6, except Soybeans Navy bean Snow pea	0.5	0.5	NA	NA
Peanuts	0.125	0.125 soil-applied and 0.50 foliar-applied	NA	NA
Pineapple, Crown Dip	0.50	0.50	NA	NA
Root and Tuber Vegetables Carrots	0.50	1.4 total or 0.65 soil-applied and 0.75 foliar-applied	14	7
Root and Tuber Vegetables Crop Group 1, except Carrot, Ginseng, Potato and Sugar Beet	1.0	1.0	NA	NA
Root and Tuber Vegetables Ginseng	0.375	1.5	NA	NA
Root and Tuber Vegetables Potato	0.19 (based on a 36 inch row spacing)	0.34 soil-applied and 0.40 foliar-applied	NA	NA
Root and Tuber Vegetables Sugar Beet	1.0	1.0	NA	NA
Soybeans	0.625	0.625	NA	NA

Crop or Crop Group Subgroup with examples	Maximum Rate Per Application (lb ai/A)	Maximum Annual Application Rate (lb ai/A/year)	Minimum Application Interval Days	Pre-Harvest Interval (PHI days)
Tobacco	1.5	1.5	14	NA
Soil Directed or Other Foliar Applications				
Alfalfa	0.125	0.25	-NA	60
Apple	2.0	4.0	90	NA
Asparagus	0.5	1.0	30	1
Avocado	2.0	6.0	90	28
Berry and Small Fruit Subgroup 13-07E – Small fruit vine climbing except grape. Kiwifruit, fuzzy Gooseberry	0.35	1.75	30	7
Berry and Small Fruit Bushberry, Crop Subgroup 13-07B Blueberries (high and low bush)	1.8	3.6	90	0
Berry and Small Fruit Caneberry, Crop Subgroup 13-07A Blackberry Rapsberry	1.8	3.6 soil-applied and 0.2 foliar-applied	90	45
Berry and Small Fruit Cranberry	0.875	2.65	90	45
Berry and Small Fruit Strawberry	0.5	1.5	30	0
Berry and Small Fruit Strawberry Plant Production in Field Nurseries	0.5	1.0	30	NA
Brassica (Cole) Leafy Vegetables, Crop Group 5, plus Turnip	0.125	1.0 soil-applied and 0.50 foliar-applied	14	7

Crop or Crop Group Subgroup with examples	Maximum Rate Per Application (lb ai/A)	Maximum Annual Application Rate (lb ai/A/year)	Minimum Application Interval Days	Pre-Harvest Interval (PHI days)
Greens				
Cacao	0.01	0.04	21	30
Citrus Fruit, Crop Group 10 Sweet Orange Lemon	3.0	6.0	90	0
Cucurbit Vegetables, Crop Group 9 Cucumber, Muskmelon, and Summer Squash	0.2	1.0 soil-applied and 0.5 foliar-applied	20	5
Fruiting Vegetables <i>Crop Group 8, except Tomato</i> Eggplant Tomatillo	0.5	1.5 soil-applied and 0.5 foliar-applied	30	7
Fruiting Vegetables, Tomato	0.5	1.5 soil-applied and 0.5 foliar-applied	28	7
Herbs, Fresh and Dried, Herb Subgroup 19A Basil, Chive	1.0	2.0	28	21
Hops	0.25	0.25 soil-applied and 0.5 foliar-applied	14	45
Legume Vegetables, Succulent Shelled Pea and Bean Lima Bean English Pea	0.1	0.5 soil-applied and 0.4 foliar-applied	14	3
Lettuce (head and leaf)	0.125	1.0 soil-applied (pre-plant or at-planting) and 0.4 foliar-applied	14	7
Peanuts	0.5	0.125 soil-applied and 0.5 foliar-	NA	NA

Crop or Crop Group Subgroup with examples	Maximum Rate Per Application (lb ai/A)	Maximum Annual Application Rate (lb ai/A/year)	Minimum Application Interval Days	Pre-Harvest Interval (PHI days)
		applied		
Root and Tuber Vegetables Carrots	0.5	1.4 total or 0.65 soil-applied and 0.75 foliar-applied	14	7
Root and Tuber Vegetables Potato	0.1	0.34 soil-applied and 0.40 foliar-applied	14	14
Stone Fruits, Crop Group 12 Sweet Cherry Peach Plum	2.0	6.0	60	0
Tobacco	1.0	1.5	14	NA
Tree Nuts, Crop Group 14-12 Almond Walnut	2.0	6.0	60	30
Tropical and Subtropical Fruit, Inedible Peel <i>Medium to Large Fruit, Smooth and Rough or Hairy Peel</i> Mango Papaya	1.5	3.0	90	1
Tropical and Subtropical, Inedible Peel <i>Medium to Large Fruit, Rough or Hairy Peel</i> Atemoya Sugar apple	1.5	3.0	90	30
Wasabi	0.75	4.5	7	7

[End of Optional Text]

Ridomil Gold® SL, Apron XL® the ALLIANCE FRAME
the Syngenta Logo and the PURPOSE ICON
are Trademarks of a Syngenta Group Company

Viton® is a registered trademark of E.I. DuPont de Nemours & Company, Inc.

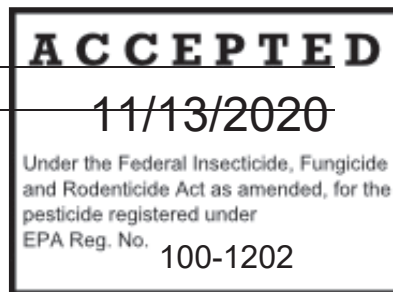
©20XX Syngenta

<p>For non-emergency (e.g. current product information), call Syngenta Crop Protection at 1-800-334-9481.</p>

Manufactured for:
Syngenta Crop Protection, LLC
P.O. Box 18300
Greensboro, North Carolina 27419-8300

Ridomil Gold SL 1202 MAS 0718 AMEND-C JUL2018-CL – dk – 10/30/20
000100-01202.20180731C.RID-GOLD-SL-AMEND-JUL2018-HI.pdf

SUPPLEMENTAL LABELING



Syngenta Crop Protection, LLC
P. O. Box 18300
Greensboro, North Carolina 27419-8300

SCP

MEFENOXAM | GROUP 4 | FUNGICIDE

Ridomil Gold® SL

Fungicide

This supplemental label expires on 11/09/2023 and must not be used or distributed after this date.

Active Ingredient:

Mefenoxam* 45.3%

Other Ingredients: 54.7%

Total: 100.0%

*CAS Nos. 70630-17-0 and 69516-34-3

Ridomil Gold® SL is formulated as a soluble concentrate and contains 4 lb active ingredient per gallon.

KEEP OUT OF REACH OF CHILDREN.

CAUTION

EPA Reg. No. 100-1202

All applicable directions, restrictions and precautions on the EPA-registered label are to be followed. Before using Ridomil Gold SL as permitted according to this Supplemental Labeling, read and follow all applicable directions, restrictions, and precautions on the EPA-registered label on or attached to the pesticide product container. This Supplemental Labeling contains revised use instructions and/or restrictions that may be different from those that appear on the container label. This Supplemental Labeling must be in the possession of the user at the time of pesticide application. It is a violation of Federal Law to use this product in a manner inconsistent with its labeling.



Tree Nuts, Crop Group 14-12

Crops (including all cultivars, varieties, and/or hybrids)			
African nut-tree	Cashew	Hickory nut	Pecan
Almond	Chestnut	Japenese horse- chestnut	Pequi Nut
Beechnut	Chinquapin	Macadamia Nut	Pili Nut
Brazil nut	Coconut	Mongongo nut	Pine nut
Brazilian Pine	Coquito nut	Monkey pot	Pistachio
Bunya	Dika nut	Monkey puzzle nut	Sapucaia nut
Bur Oak	Ginkgo	Okari nut	Tropical almond
Butternut	Guiana Chestnut	Pachira nut	Walnut, black
Cajou nut	Hazelnut (Filbert)	Peach palm nut	Walnut, English
Candlenut	Heartnut		Yellowhorn
Target Disease	Rate pt/A (lb ai)	Application Timing	Use Directions
Collar rot Crown rot Root rot (<i>Phytophthora</i> spp.)	4.0 (2.0) or 1.5 fl oz/1,000 sq ft	2 weeks after planting (new plantings) or in the spring before growth begins (established plantings). Additional applications may be made at 2- to 3-month intervals, depending on disease pressure. Apply before symptoms appear.	Soil spray (broadcast, band or irrigation): Apply to soil beneath the tree or apply through irrigation water (micro-sprinkler or drip) to cover the root zone. For intensive plantings (2-3 times the normal planting rate), apply on a per area basis (1,000 sq ft).
Resistance Management:			
<ul style="list-style-type: none"> Refer to Section 3.2 			
Precaution:			
<ul style="list-style-type: none"> Ridomil Gold SL will not revitalize trees showing moderate to severe disease symptoms. 			
USE RESTRICTIONS			
<ol style="list-style-type: none"> Refer to Section 6.1 for additional product use restrictions. Maximum Single Application Rate: 4.0 pt/A (equivalent to 2.0 lb ai/A mefenoxam) Minimum Application Interval: 60 days Maximum Annual Application Rate: 12.0 pt/A/year (equivalent to 6.0 lb ai/A/year mefenoxam) <ol style="list-style-type: none"> DO NOT exceed 6.0 lb ai/A/year of soil-applied mefenoxam- and metalaxyl-containing products. DO NOT apply more than 3 applications per year. DO NOT concentrate spray around tree trunks. DO NOT apply to trees under stress. In CA, DO NOT apply to newly planted trees within 45 days of planting. On some varieties, chlorosis may occur on leaf margins. DO NOT graze livestock in treated areas. DO NOT graze or feed cover crops grown in treated orchards. Pre-harvest Interval (PHI): 30 days 			

Ridomil Gold® SL and the Syngenta logo are trademarks of a Syngenta Group Company.

©2020 Syngenta